

THE NEW PLASTICS ECONOMY GLOBAL COMMITMENT 2019 PROGRESS REPORT



A.I.S.E., International Association for Soaps, Detergents and Maintenance Products • actiam • Adrian Dominican Sisters, Portfolio Advisory Board • AECOC • Afeka Institute of Circular Engineering and Economy • AGMPM (Association of the Greek Manufacturers of Packaging & Materials) • Ahold Delhaize • ALBEA • Algramo • ALPLA Werke Alwin Lehner GmbH & Co KG • Althelia Sustainable Ocean Fund • Amcor • American Licorice Company • ANIP • APK AG • APLM - Portuguesa Marine Litter Association • Aptar Group Inc. • Aquapak Polymers Limited • Area Continental • Archemix Ltd • Arup • As You Sow • Asia Pacific Waste Consultants (APWC) • Asociación Chilena para el Fomento de la Economía del Bien Común • (EBC) • Asociación Nacional de la Industria Química A.C. (ANIQ) • Associação para as Ciências do Mar - APCM • Atalay Atasu • Avespa • Bangor University • Barilla G. & R. Fratelli SpA • Baum und Pferdgarten • Bell Holding • Bella+Frank • Berkeley Center for Green Chemistry • Berry Global • bioMASON, Inc. • Biopac UK Ltd • BioPak Pty Ltd • Bioproducts Discovery and Development Centre (BDDC), University of Guelph, Ontario, Canada • BMO Global Asset Management • BNP Paribas Asset Management • Boomer • Borealis AG • Boston Common Asset Management • Brightplus Oy • Brunel Pension Partnership Ltd • Burberry Group plc • Burberry Material Futures Research Group from the Royal College of Art • Business Bricks Community • CAO Cities Climate Leadership Group • Cabot Corporation • Californians Against Waste • Caluste Gulbenkian Foundation • CAPTURE • CarbonLITE Recycling • Carrefour • CBPAK Tecnologia S/A • Cedo • CEFLEX • CEMPRE Colombia - Compromiso Empresarial para el Reciclaje • China Plastic Recycling Association of China Resource Recycling Association • China Plastics Reuse and Recycling Association • Circular Economy Initiative at KTH Royal Institute of Technology (CE@KTH) • Circular Economy Innovation Centre - USP • CIRCULAR ECONOMY JAPAN • Circular Economy Leadership Coalition • Circular Sweden • Circularity Capital LLP • Circulate Capital • Circulo Verde • City of Austin • Clarmondial • Cleaning and Hygiene Suppliers Association • Closed Loop Partners • Coast Impact Fund • Coca-Cola FEMSA • Colgate-Palmolive Company • College of Design and Innovation, Tongji University • Commonsense • Congregation of St. Joseph • Constantia Flexibles • Core Capital Management LLC • Corn Refiners Association • Creolus • CSSA (Canadian Stewardship Services Alliance Inc.) • Cumaopol BV • CupClub Limited • Custonpak Plastic Products 1997 Ltd • Danone S.A. • Daughters of Charity, Province of St. Louise • Delphis Eco • Department of Economics and Management - Dipartimento di Scienze Economiche e Aziendali, University of Pavia • Detpak • Diageo • Digimarc Corporation • Dignity Health • Dr. Girma Zawdie • Dr. Alysia Garmulewicz, Professor, Universidad de Santiago de Chile • Dr. Carson Meredith • Dragon Rouge Limited • Dynapack Asia • Earthwatch Institute • Earthwise Group Ltd • ECOGESTUS, Waste Management Ltd • Ecoiberia Recicladors Ibericos SA • ECOPIXEL • Ecopod • ecoscore • Ecosurety • Environment Global Facilities • Elemental Impact • ELISAVA Barcelona School of Design and Engineering • Encorp ENGEL Austria GmbH • Envases Universales de México • Enviro Pride • Environment Department, Ministry of Energy and Climate Change, Republic of Seychelles • EPRO European Plastics Recycling and Recovery Organisation • São Simão Ltda. • ESC Portfolio Management • Exsity AB • Etica SpA - Responsible Investments • European Investment Bank • European Recycling Industries' Confederation (EuRIC) • EXCELRISE • Excess Materials Exchange • Exchange Change Brasil • Faculty of Management, Law and Social Sciences, University of Bradford • Ferrero • Fifth Season Ventures • Flex Film International BV • Flexible Packaging Europe • Food & Consumer Products of Canada • FoodDrinkEurope • Footprints Africa • FORWARD.one Venture Capital for Hardware • Foundation Recycl • FrieslandCampina Nederland B.V. • Full Circle Bioplastics • Fundación Latinoamérica Verde • Futamura Group • GANNI • gDiapers • Generalitat de Catalunya • Gobierno de la Ciudad de Buenos Aires • Government of Chile • Government of Grenada • Government of Rwanda • Graham Packaging Company • Granta Design • Greco & Guerreiro • GreenBiz Group Inc. • GreenBlue and the Sustainable Packaging Coalition (SPC) • Greiner AG • GRIP-Arendal GW&K Investment Management • H. Ayuntamiento de Toluca • H&M Group • Hankel AG & Co. KGaA • Hara Group • Harmes EOS • Hi-Cone • High Speed Sustainable Manufacturing Institute (HSSMI) • HP Inc. • Husky Injection Molding Systems Ltd. • INCOM RECYCLE Co., Ltd. Beijing • Indtix • Indonesian Waste Platform • Indorama Ventures Public Company Limited • Industria Mexicana de Reciclaje S.A. de CV. • ING • INGRUP • innocent drinks • Inspier Instituto de Ensino e Pesquisa • Institut für Kunststofftechnik • Institute for Integrated Quality Design (IQD), Johannes Kepler University Linz (JKU) • Institute of Development Studies • Institute of Technology Tralee • Instituto Italiano di Tecnologia • International Solid Waste Association - ISWA • International Union for Conservation of Nature (IUCN) • Internet Fusion Group • IWC Schaffhausen • iWrc • Jabli Packaging Solutions • JAMES CROPPER PLC • Jan Ravenstijn Biomaterials Consulting • Jane Panty • JAWA MOUNTAIN COFFEE • Johnson and Johnson Consumer Kapsul Kashi Patra Kashi Patra Parahayati • Keep Scotland Beautiful • KEEP SWEDEN TIDY • Kellogg Company • Kempson Packaging • Kessler • Kishu Keung Dr Pepper • Kiara S. Winans • Kiduara • Kingfa Sci. & Tech. Co., Ltd. • Kmart Australia Limited • Koopala Packaging Ltd. • L'Oréal • L'OCITANE en General Investment Management • Life Cycle Initiative • LIPOR - Intermunicipal Waste Management of Greater Porto, Portugal • LLLUK • London Waste and Recycling Board • Loop • Loop Circular Economy Platform Ltd • Loop Industries • LPP • Man Group • MARE - Marine and Environmental Marks and Spencer plc • Mars, Incorporated • Material BA-Z, Centro Universitário Belas Artes de São Paulo • Material Economics • Matrix APA (UK) Ltd. • McDonough Innovation • Melco Resorts & Entertainment • MERA - The Association for Sustainable Manufacturing • Mercy Investment Services, Inc. • METRO AG • Ministry for the Environment New Zealand • Ministry of Environment and Energy Transition - Portugal • Ministry of the Environment (Peru) • Ministry of the Environment Environmental Solutions Initiative • MIWA (Minimum Wastes) • Mobika • Moncler • Monterey Bay Aquarium • Mott MacDonald • Mr. Grain Africa • National Geographic Partners, LLC • National Recycling Coalition • NATURA COSMETICS • Natura's Path Foods • NatureWorks • Nestlé • Netherlands Institute for Development Network • Solid Waste Association of North America • SONAE MC • Sostenibilidad 3Rs8Es • South Pole • Spadel • SPB • Spinlock • Spolsh Ltd. • Stanley Black & Decker • Stora Enso • Suez • Superdry Plc • SUST4IN • Sustainable Business Network • Sustainability • Svensk Plastindustriforening (SPIF) • SWANIA • Swire Coca-Cola Ltd • SYSTEMIQ • Taiwan Circular Economy Network (循環台灣基金會) • Target Corporation • Target Australia Limited • TC Transcontinental • Termoecogibles, SA de CV • TerraCycle • Tetra Pak • The Association of Plastic Recyclers • The Better Packaging Co. • The Bio-D Company Ltd • The City of Copenhagen • The City of Ljubljana, Slovenia • The Clorox Company • The Club of Rome • The Coca-Cola Company • The Consumer Goods Forum • The Eric and Wendy Schmidt Fund for Strategic Innovation • The Faculty of Entrepreneurship & Innovation - VIA University College • The Finnish Innovation Fund SITRA • The Global Environment Facility • The Government of France • The Government of the United Kingdom • The Gramen Creative Lab • The Green Earth • The Institute for the Study of Science and Technology, National University of Quilmes (IESCT-UNQ) of Argentina • The Make-Cup Brand Make-Cup Concepts LLC. • The Ocean Race • The Recycling Partnership • The Renewal Workshop • The RSA • The Wallon Government • Think Beyond Plastic • Tipa-Corp • TOMRA Systems ASA • Topolytics • TriClicos • Trillium Asset Management • Tupack Verpackungen Gesellschaft m.B.H • Tupperware • UCL • Ultra Capital • Uncover Skincare BV • Unilever • Universidade de Trás-os-Montes e Alto Douro • Universiteit Gent • University of Edinburgh • University of Northumbria, Newcastle • University of Portsmouth • UPM Rafiatac • Uppl UpCycling Plastic BV • Valpor • Veolia • Verstraete in mould labels • Vert Asset Management • Vita BioEnergia Ltda • Walmart Inc. • Warner Babcock Institute for Green Chemistry • Waste Ventures India Pvt. Ltd. • Waste4Change • Water Unite • Werner & Mertz GmbH • Woolworths Holdings Limited • World Economic Forum • WPP • WRAP • Wraptie International Ltd. • World Wildlife Fund (WWF) • Xiamen Luhai Pro-environment Inc. • Zero Waste Shop Moscow • Zespir Group Limited • Zevin Asset Management • ZigZag Global • π = Plastics Pollution Prevention

The wave consists of all signatories of the Global Commitment as of 11th October 2019

NEW PLASTICS ECONOMY INITIATIVE PARTNERS

Lead Philanthropic partner



Philanthropic partners



Core partners



FOREWORD

People around the world are coming together to demand change in the way we make and use plastics. Millions of dollars are being invested in cleaning up our oceans, rivers and beaches in an effort to turn the tide on plastic pollution. These efforts are vital, but will be for nothing if ever more plastic continues to be allowed to escape into our environment — or indeed be landfilled or burned. We need to tackle the issue at source, and this is what the Global Commitment aims to do.

Launched in October 2018 by the Ellen MacArthur Foundation in collaboration with the UN Environment Programme, the Global Commitment unites businesses, governments, and other organisations from around the world behind a common vision of a circular economy for plastics, in which plastics never become waste. The signatory group now exceeds 400 organisations. They are working to: eliminate the plastic items we don't need; innovate so all plastics we do need are designed to be safely reused, recycled, or composted; and circulate everything we use to keep it in the economy and out of the environment. All business and government signatories have set concrete, public 2025 targets towards this vision, and we applaud them for their leadership.

One year on from the Global Commitment's launch, we are pleased to present this progress report. It is the first in a series of annual reports in which we aim to assess progress across the signatory group as a whole, highlight leading examples that can serve as inspiration for others, and disclose the progress of individual companies and governments towards a circular economy for plastics.

The 2019 report shows promising progress on two fronts. First, many business and government signatories are laying the foundations to scale and accelerate action and have made initial progress against their targets — ranging from concrete plans to eliminate problematic packaging items, to 43 businesses reporting active reuse pilots, changes in packaging design to increase recyclability and initial progress towards ambitious recycled content targets. Second, the report establishes, for the first time, a quantitative baseline that can be used to measure such progress across a significant group of businesses over the period to 2025. These are important steps forward.

To reach the 2025 targets, continued scaling of action and a further increase in the ambition level will be needed. In particular, this applies to efforts going beyond recycling, such as elimination and reuse. This will need to happen in the short term, as major investments, innovations, and transformation programmes must start now in order to have an impact by 2025.

To make the vision of a circular economy for plastic a reality, the Ellen MacArthur Foundation and UN Environment Programme call on all businesses that make or use plastics, and all governments across the world, to sign up to the Global Commitment and join the effort to create a circular economy for plastic.

The question is not whether a world without plastic pollution is possible, but what we will do together to make it happen.

A handwritten signature in black ink, appearing to read 'Andrew Morlet'.

Andrew Morlet
CEO, Ellen MacArthur Foundation

A handwritten signature in black ink, appearing to read 'Inger Andersen'.

Inger Andersen
Executive Director, UN Environment Programme

DISCLAIMER

This report has been compiled by the Ellen MacArthur Foundation, with input from the UN Environment Programme in relation to the government signatories. Part 1 has been written and compiled by the Ellen MacArthur Foundation, with input from the UN Environment Programme. The content of the individual signatory progress reports in Part 2 has been provided by the respective signatories.

The information relating to each signatory's progress, reporting and company information has been submitted by that signatory to the Ellen MacArthur Foundation and/or the UN Environment Programme, and has not been audited or verified by the Ellen MacArthur Foundation nor the UN Environment Programme. Signatories are responsible for all submitted data, which has been inserted verbatim in reporting templates in Part 2 of this report. The information provided in this report is made available on an 'as is' basis and no warranty is given as to its quality, accuracy, completeness or fitness for purpose. The Ellen MacArthur Foundation is not liable for any errors or inaccurate information whether in contract, tort (including negligence), breach of statutory duty, or otherwise arising in connection with the content or use of this report.

Where a signatory has not provided its commitment information within the timeframes requested by the Ellen MacArthur Foundation and/or the UN Environment Programme, its Individual Commitment page is not included. This version of the 2019 Progress Report was completed on October 18 2019. Business and government signatories that joined before the start of the reporting process on June 1, 2019 have been asked to report on progress, companies and governments that joined later will be asked to report on progress for the first time in 2020.

If you are a signatory and you believe there has been an error in the reproduction of the information provided to us by your organisation, please contact us as soon as possible at reportingGC@ellenmacarthurfoundation.org, or your contact at the UN Environment Programme, so that we can update our records.

CONTENTS

Glossary of terms	6
The New Plastics Economy vision	8
About the Global Commitment	9
About this report	10
PART 1: SUMMARY	11
SECTION 1: KEY FINDINGS	12
1.1 Summary of progress to date	13
1.2 Perspective on progress to date	20
SECTION 2: THE SIGNATORY GROUP	23
SECTION 3: PROGRESS ACROSS THE SIGNATORY GROUP	27
3.1 Elimination of problematic or unnecessary plastic packaging	28
3.2 Moving from single-use to reuse models	31
3.3 Reusable, recyclable or compostable by design	34
3.4 Reuse, recycling or composting in practice	38
3.5 Decoupling from the consumption of finite resources	41
3.6 Transparency	44
PART 1: ENDNOTES	46
PART 2: INDIVIDUAL SIGNATORY PROGRESS REPORTS	48
4.1 Reader guide to individual signatory progress reports	49
4.2 Individual signatory progress reports	51

GLOSSARY OF TERMS

More information on all definitions used as part of commitments made by signatories can be found [here](#).

GENERAL TERMS

The New Plastics Economy

A global initiative with the ambition to set the economy on an irreversible path towards a world where plastics never become waste, starting with packaging. Led by the Ellen MacArthur Foundation, it applies the principles of the circular economy and brings together key stakeholders to rethink and redesign the future of plastics. More information can be found [here](#).

The common vision

The vision of a circular economy for plastics, where plastic never becomes waste, endorsed by all 400+ signatories of the New Plastics Economy Global Commitment. It can be read in full on page 8 of this document.

Signatory

An organisation (business, government, NGO, academic institution or other organisation) or relevant individual (for example, academics in relevant fields) that has signed the Global Commitment. More information on the signatory group is provided in Section 2, and a full list of current signatories can be found in the appendix of this document.

Plastics Pact

A network of initiatives around the world that bring together all key stakeholders at the national or regional level to implement solutions towards a circular economy for plastics. Each initiative is led by a local organisation and unites governments, businesses, and citizens behind the common vision with a concrete set of ambitious local targets. More information can be found [here](#).

TYPES OF PLASTIC CONTENT

Virgin plastic

Plastics that have not been previously used or subjected to processing other than for their original production. In other words, plastic that is not produced from post-consumer (see next definition) or pre-consumer recycled material.

Post-consumer recycled content

Proportion, by mass, of post-consumer recycled material in a product or packaging. Post-consumer material is that generated by households or by commercial, industrial and institutional facilities in their role as end users of the product, where that material can no longer be used for its intended purpose. This includes returns of material from the distribution chain, but it excludes pre-consumer material (e.g. production scrap), as defined by ISO 14021.

Renewable content

Proportion, by mass, of renewable material in a product or packaging. Renewable material is that composed of biomass from a living source and that can be continually replenished. When claims of renewability are made for virgin materials, those materials shall come from sources that are replenished at a rate equal to or greater than the rate of depletion, as defined by ISO 14021.

ASSESSMENT OF PLASTIC PACKAGING IN THE GLOBAL COMMITMENT

Problematic and unnecessary plastic packaging

The following list of criteria is provided to signatories to help identify problematic or unnecessary plastic packaging or plastic packaging components:

1. It is not reusable, recyclable or compostable (as per the definitions below).
2. It contains, or its manufacturing requires, hazardous chemicals that pose a significant risk to human health or the environment (applying the precautionary principle).
3. It can be avoided (or replaced by a reuse model) while maintaining utility.
4. It hinders or disrupts the recyclability or compostability of other items.
5. It has a high likelihood of being littered or ending up in the natural environment.

Reusable packaging

Packaging which has been designed to accomplish or proves its ability to accomplish a minimum number of trips or rotations in a system for reuse. A system for reuse defined as established arrangements (organisational, technical or financial) which ensure the possibility of reuse, in closed-loop, open-loop or in a hybrid system, as defined in ISO 18603:2013.

A framework to understand reuse models, and 69 examples of reuse in action can be found in the Ellen MacArthur Foundation's [REUSE book](#).

Recyclable packaging

Packaging or a packaging component is recyclable if its successful post-consumer collection, sorting, and recycling is proven to work in practice and at scale. The threshold suggested to prove recycling works 'in practice and at scale' is a 30% post-consumer recycling rate achieved across multiple regions, collectively representing at least 400 million inhabitants. More information on the assessment of recyclability under the Global Commitment is provided in Section 3.3.

Compostable packaging

Packaging or a packaging component is compostable if it is in compliance with relevant international compostability standards and if its successful post-consumer collection, sorting, and composting is proven to work in practice and at scale. The threshold suggested to prove composting works 'in practice and at scale' is a 30% composting rate achieved across multiple regions, collectively representing at least 400 million inhabitants. More information on assessment of compostability under the Global Commitment is provided in Section 3.3.

OTHER TERMS

Deposit return schemes

Used to encourage consumers to return packaging for reuse or recycling through provision of a financial incentive. The schemes involve the cost of a deposit being added to the price of products, with the deposit redeemable when consumers return the empty packaging to a designated return point.

Extended Producer Responsibility (EPR)

A policy approach under which producers are required to take a financial and/or physical responsibility for the treatment or disposal of products after their use by consumers.

Recycling (chemical or mechanical)

ISO 18604:2 defines material recycling as: "Reprocessing, by means of a manufacturing process, of a used packaging material into a product, a component incorporated into a product, or a secondary (recycled) raw material; excluding energy recovery and the use of the product as a fuel." This includes both mechanical (maintaining polymer structure) and chemical (breaking down polymer structure into more basic building blocks, for example via chemical or enzymatic processes, that are then built up again into new materials) recycling processes. It explicitly excludes technologies that do not reprocess materials back into materials but instead into fuels or energy.

THE NEW PLASTICS ECONOMY VISION

Signatories of the New Plastics Economy Global Commitment endorse the common vision of a circular economy for plastic, where plastic never becomes waste. They recognise it offers a root cause solution to plastic pollution with profound economic, environmental and societal benefits. Signatories recognise this vision is the target state we seek over time, acknowledge that it will require significant effort and investment; and recognise the importance of taking a full life-cycle and systems perspective, aiming for better economic and environmental outcomes overall. Above all, they recognise the time to act is now. For plastic packaging specifically, signatories recognise a circular economy is defined by six characteristics:

1

Elimination of problematic or unnecessary plastic packaging through redesign, innovation, and new delivery models is a priority

Plastics bring many benefits. At the same time, there are some problematic items on the market that need to be eliminated to achieve a circular economy, and, sometimes, plastic packaging can be avoided altogether while maintaining utility.

2

Reuse models are applied where relevant, reducing the need for single-use packaging

While improving recycling is crucial, we cannot recycle our way out of the plastics issues we currently face.

Wherever relevant, reuse business models should be explored as a preferred option, reducing the need for single-use plastic packaging.

3

All plastic packaging is 100% reusable, recyclable, or compostable by design

This requires a combination of redesign and innovation in business models, materials, packaging design, and reprocessing technologies.

Compostable plastic packaging is not a blanket solution, but rather one for specific, targeted applications.

4

All plastic packaging is reused, recycled or composted in practice

No plastics should end up in the environment. Landfill, incineration, and waste-to-energy are not part of the circular economy target state.

Businesses producing and/or selling packaging have a responsibility beyond the design and use of their packaging, which includes contributing towards it being collected and reused, recycled, or composted in practice.

Governments are essential in setting up effective collection infrastructure, facilitating the establishment of related self-sustaining funding mechanisms, and providing an enabling regulatory and policy landscape.

5

The use of plastic is fully decoupled from the consumption of finite resources

This decoupling should happen first and foremost through reducing the use of virgin plastics (by way of dematerialisation, reuse, and recycling).

Using recycled content is essential (where legally and technically possible) both to decouple from finite feedstocks and to stimulate demand for collection and recycling.

Over time, remaining virgin inputs (if any) should switch to renewable feedstocks where proven to be environmentally beneficial and to come from responsibly managed sources.

Over time, the production and recycling of plastics should be powered entirely by renewable energy.

6

All plastic packaging is free of hazardous chemicals, and the health, safety, and rights of all people involved are respected

The use of hazardous chemicals in packaging and its manufacturing and recycling processes should be eliminated.

It is essential to respect the health, safety, and rights of all people involved in all parts of the plastics system, and particularly to improve worker conditions in the informal (waste picker) sector.

ABOUT THE GLOBAL COMMITMENT

The New Plastics Economy Global Commitment unites businesses, governments and other organisations behind a common vision and ambitious targets to address plastic waste and pollution at its source, starting with packaging. It is led by the Ellen MacArthur Foundation in collaboration with the UN Environment Programme.

Launched in October 2018 with over 250 signatories, the Global Commitment now unites more than 400 organisations behind a common vision of a circular economy for plastics, in which plastics never become waste.

To help make this vision a reality, all business and government signatories of the Global Commitment are committing to ambitious 2025 targets. They will work to eliminate the plastic items we don't need; innovate so all plastics we do need are designed to be safely reused, recycled, or composted; and circulate everything we use to keep it in the economy and out of the environment.

Credibility and transparency are ensured by a clear minimum level of ambition for signatories, common definitions underpinning all commitments, publication of commitments online and annual reporting on progress. The minimum ambition level will be reviewed — and will become increasingly ambitious — in the coming years to ensure the Global Commitment continues to represent true leadership.

5

investors committing to invest **USD 200+ million**

19

national, sub-national and local level governments across five continents

200+

businesses across all stages of the plastic packaging value chain, representing more than **20%** of all plastic packaging used globally

200+

endorsing signatories including **27** financial institutions with a combined **USD 4 trillion** worth of assets under management; leading institutions such as **National Geographic, World Wide Fund for Nature (WWF)**, the **World Economic Forum**, the **Consumer Goods Forum**, and **International Union for Conservation of Nature (IUCN)**; and **50** academics, universities, and other educational or research organisations

More information on the signatory group can be found in Section 2 of this report.

ABOUT THIS REPORT

This document is the first in a series of annual Global Commitment progress reports. It sets a clear baseline for measuring progress by leading businesses and governments towards creating a circular economy for plastics.

In this report, for the first time 176 businesses across the global plastics value chain (93% of the business signatories eligible to report) and 14 governments across five continents (out of 16 government signatories eligible to report) have reported progress against public targets to help build a circular economy for plastics.¹² They all share a common set of commitments and use common definitions. This report therefore creates unprecedented transparency and consistency in data sharing on plastics across a significant group of businesses and governments.

This first progress report sets a quantitative baseline against which to measure progress over the period to 2025 and lays out initial actions signatories have taken to realise their commitments. Due to the timing of reporting cycles, most quantitative data provided by business signatories is for 2018. For an overview of the commitments made by the business and government signatories, please see [here](#).

The report is divided into two parts - the first part provides a summary of progress across the signatory group and is divided into three sub-sections:

Section 1 provides a high-level summary of progress to date and the perspective of the Ellen MacArthur Foundation and the UN Environment Programme on where we are on the journey towards a circular economy for plastics. Section 2 provides an update on the signatory group. Section 3 provides insights into the collective progress of the signatory group to date and highlights examples that can serve as inspiration for others.

Part 2 of the report contains the individual progress reports of business and government signatories.

The six themes of elimination; reuse; reusable, recyclable or compostable by design and in practice; decoupling; and transparency below run through Part 1 of the report and provide the structure for the presentation of findings. The first five of these are drawn from the New Plastics Economy vision, the last is to highlight disclosure and transparency.



ELIMINATION OF PROBLEMATIC OR UNNECESSARY PLASTIC PACKAGING



MOVING FROM SINGLE-USE TO REUSE MODELS



100% REUSABLE, RECYCLABLE OR COMPOSTABLE BY DESIGN



REUSE, RECYCLING OR COMPOSTING IN PRACTICE



DECOUPLING FROM THE CONSUMPTION OF FINITE RESOURCES



TRANSPARENCY

PART 1: SUMMARY

A.I.S.E., International Association for Soaps,
Detergents and Maintenance Products • actiam • Adrian
Dominican Sisters, Portfolio Advisory Board • AECOC • Afeka Institute of
Circular Engineering and Economy • AGPM (Association of the Greek Manufacturers of
Packaging & Materials) • Ahold Delhaize • ALBEA • Algramo • ALPLA Werke Alwin Lehner GmbH &
Co KG • Athelia Sustainable Ocean Fund • Amcor • American Licorice Company • ANIPAC • APK AG • APLM
• Portuguese Marine Litter Association • AptarGroup Inc. • Aquapak Polymers Limited • Arca Continental • Archemics
Ltd • Arup • As You Sow • Asia Pacific Waste Consultants (APWC) • Asociación Chilena para el Fomento de la Economía del
Bien Común - (EBC) • Asociación Nacional de la Industria Química A.C. (ANIQ) • Associação para as Ciências do Mar - APCM •
Atalay Atasu • Avespa • Bangor University • Barilla G. & R. Fratelli SpA • Baum und Ptergarten • Bell Holding • Bella+Frank • Berkeley
Center for Green Chemistry • Berry Global • bioMASON, Inc. • Biopac UK Ltd • BioPak Pty Ltd • Bioproducts Discovery and Development Centre
(BDDC), University of Guelph, Ontario, Canada • BMO Global Asset Management • BNP Paribas Asset Management • Boomer • Borealis AG • Boston
Common Asset Management • Brightplus Oy • Brunel Pension Partnership Ltd • Burberry Group plc • Burberry Material Futures Research Group from the
Royal College of Art • Business in the Community • CAO Cities Climate Leadership Group • Cabot Corporation • Californians Against Waste • Calouste
Gulbenkian Foundation • CAPTURE • CARBONLITE Recycling • Carrefour • CBPAK Tecnologia S/A • Gedo • CEFLEX • CEMPRE Colombia - Compromiso Empresarial
para el Reciclaje • China Plastic Recycling Association of China Resource Recycling Association • China Plastics Reuse and Recycling Association • Circular Economy
Initiative at KTH Royal Institute of Technology (CE@KTH) • Circular Economy Innovation Centre - USP • CIRCULAR ECONOMY JAPAN • Circular Economy Leadership
Coalition • Circular Sweden • Circularity Capital LLP • Circulate Capital • Circulo Verde • City of Austin • Clarmondial • Cleaning and Hygiene Suppliers Association • Closed
Loop Partners • Coast Impact Fund • Coca-Cola FEMSA • Colgate-Palmolive Company • College of Design and Innovation, Tongji University • Commonsense • Congregation of St.
Joseph • Constantia Flexibles • Core Capital Management LLC • Corn Refiners Association • Creolus • CSSA (Canadian Stewardship Services Alliance Inc.) • Cumapoli BV • CupClub
Ltd • Custonpak Plastic Products 1997 Ltd • Danone S.A. • Daughters of Charity, Province of St. Louise • Dalphis Eco • Department of Economics and Management - Dipartimento di
Scienze Economiche e Aziendali, University of Pavia • Datspak • Diageo • Digimarc Corporation • Dignity Health • Dr. Girma Zawdie • Dr. Alysia Garmuliewicz, Professor, Universidad de
Santiago de Chile • Dr. Carson Meredith • Dragon Rouge Limited • Dynapack Asia • Earthwatch Institute • Earthwise Group Ltd • ECOCE •
ECOGESTUS, Waste Management Ltd • Ecoberia Reciclados Ibericos SA • ECOPIXEL • Ecopod • ecostore • Ecosurety •
Environment Global Facilities • Elemental Impact • ELISAVA Barcelona School of Design and Engineering • Encorp Pacific (Canada) •
ENGE Austria GmbH • Envases Universales de México • Enviro Pride • Environment Department, University of Ernesto
Energy and Climate Change, Republic of Seychelles • EPRO European Plastics Recycling and Recovery Organisation •
São Simão Lda • ESG Portfolio Management • Essity AB • Etica Spr - Responsible Investments • European Investment
Bank • European Recycling Industries' Confederation (EURIC) • EXCELRISE • Excess Materials Exchange • Exchange 4
Change Brasil • Faculty of Management, Law and Social Sciences, University of Bradford • Ferraro • Fifth Season Ventures •
Flex Film International BV • Flexible Packaging Europe • Food & Consumer Products of Canada • FoodDrinkEurope • Footprints
Africa • FORWARDone Venture Capital for Hardware • Foundation Recycsol • FrieslandCampina Nederland BV • Full Cycle
Bioplastics • Fundacion Latinoamérica Verde • Futamura Group • GANNI • gDiapers • Generalitat de Catalunya • Gobierno de la
Ciudad de Buenos Aires • Government of Chile • Government of Grenada • Government of Rwanda • Graham Packaging Company • Granta
Design • Greco & Guerreiro • GreenEz Group Inc. • GreenBlue and the Sustainable Packaging Coalition (SPC) • Greiner AG • GRID-Arendal •
GW&K Investment Management • H. Ayuntamiento de Toluca • H&M Group • Henkel AG & Co. KGaA • Hara Group • Hermes EOS • Hi-Coma • High
Speed Sustainable Manufacturing Institute (HSSMI) • HP Inc. • Husky Injection Molding Systems Ltd. • INCOM RECYCLE Co., Ltd. Beijing • Inditex •
Indonesian Waste Platform • Indorama Ventures Public Company Limited • Industria Mexicana de Reciclaje S.A. de CV. • ING • INGRUP • innocent
drinks • Inspir Instituto de Ensino e Pesquisa • Institut für Kunststofftechnik • Institute for Integrated Quality Design (IQD), Johannes Kepler
University Linz (JKU) • Institute of Development Studies • Institute of Technology Tralee • Instituto Italiano di Tecnologia • International Solid Waste
Association - ISWA • International Union for Conservation of Nature (IUCN) • Internet Fusion Group • IWC Schaffhausen • iWrc • Jabil Packaging
Solutions • JAMES CROPPER PLC • Jan Ravenstijn Biomaterials Consulting • Jane Panty • JAVA MOUNTAIN COFFEE • Johnson and Johnson Consumer
Kapak Kachi Patra Kshitikari Panbhaya • Keep Scotland Beautiful • KEEP SWEDEN TIDY • Kellenos Company • Kampen Capital • Kappa Group • Kura Group •
Keurig Dr Pepper • Kiara S. Winans • Kiclaru • Kinfa Sci. & Tech. Co., Ltd. • Kmart Australia Limited • Koepala Packaging Ltd. • L'Oréal • L'OCITANE en
General Investment Management • Life Cycle Initiative • Life Without Plastic • LIPOR - Intermunicipal Waste Management of Greater Porto, Portugal • LLLUK •
London Waste and Recycling Board • Loop • Loop Circular Economy Platform Ltd • Loop Industries • LPP • Man Group • MARE - Marine and Environmental
Marks and Spencer plc • Mars, Incorporated • Material BA-Z, Centro Universitario Belas Artes de São Paulo • Material Economics • Matrix APA (UK) Ltd. •
McDonough Innovation • Melco Resorts & Entertainment • MERA - The Association for Sustainable Manufacturing • Mercy Investment Services, Inc. • METRO AG •
Ministry for the Environment New Zealand • Ministry of Environment and Energy Transition - Portugal • Ministry of the Environment (Peru) • Ministry of the Environment
Environmental Solutions Initiative • MIWA (Minimum Waste) • Mobile • molius • Molson Coors Brewing Company • Mondelēz • Monterey Bay Aquarium • Mr. Green Africa •
Cosmetic Cases • National Geographic Partners, LLC • National Recycling Coalition • NATURA COSMETICS • Nature's Path Foods • NaturWorks • Nestlé • Netherlands Institute for
Ltd. • Noble Environmental Technologies Europa BV • NorthEdge Capital • Notpla Limited • Nova School of Business and Economics • Novamont SpA • NOVAPET • Nuceria Group • Ocean
Oceanographic Institute, Prince Albert I of Monaco Foundation • Okena Serviços Ambientais • Oliver Wyman • One Water • Open Systems Lab • Openbare Vlaamse Afval Maatschappij OVAM • Origin
PepsiCo • Pernod Ricard • PetStar • Philips • Pick n Pay • Pinguinom • Plant Based Products Council • Plant Chicago • Plastic Bank Recycling Corporation • Plastic Collective • Plastic Energy • Plastic Odyssey •
Holding GmbH & Co. KG • POSITIVA • Preserve • Prince Albert II of Monaco Foundation • Prof. Claudio Zara, Department of Finance, Bocconi University • Prof. Richard C. Thompson OBE • Professor Ioannis Ioannou • PROQUIMIA, S.A. • Provenance • PT Evogaia Karya Indonesia • Qualipac • Quantis • Ramani Narayan, MSU University Distinguished
Professor • Rathbone Greenbank Investments • Ravensbourne University London • Fashion Department • RB • Re-Poly Evertrak, ORS • RecyclePoints • Recycling Technologies • Rediscovery Centre • RePack • Replenish Bottling LLC • rePurpose Global • RES Group • Reusable Packaging Association • Riversimple Movement Ltd • Robeco •
Robert Lochhead, Professor and Director Emeritus of Polymer Science • Rodenburg Biopolymers • Royal Society of Chemistry • rPlanet Earth • Rubicon Global • S Group • SAMBITO • Samsøe Samsøe • São Paulo City Hall • Sarasin & Partners • SC Johnson • Schneider Electric • School of Management - Politecnico di Milano • Schwarz Group
(Lidl & Kaufland) • Scottish Government • Sealed Air Corporation • Searious Business • Salfridges • Serapiplast Global Services SpA • Shanghai Rendu Ocean NPP Development Center • SHAPES IN THE SAND • Sidel • Silgan Plastics • SIRQLR • Sistema B International • Sky Group • Skryom London Ltd • Smart Waste Portugal - Business
Development Network • Solid Waste Association of North America • SONAE MC • Sostenibilidad 3Rs&Es • South Pole • Spadel • SPB • Spinlock • Splish Ltd. • Stanley Black & Decker • Stella McCartney • Stora Enso • Suez • Superdry Plc • SUJ4IN • Sustainable Business Network • Sustainability • Svensk Plastindustriörförening (SPIP) • SWANIA •
Swire Coca-Cola Ltd • SYSTEMIQ • Taiwan Circular Economy Network (資源循環基金會) • Target Corporation • Target Australia Limited • TC Transcontinental • Termoconçibles, SA de CV • TerraCycle • Tetra Pak • The Association of Plastic Recyclers • The Better Packaging Co. • The Bio-D Company Ltd • The City of Copenhagen • The City of
Ljubljana, Slovenia • The Clorox Company • The Club of Rome • The Coca-Cola Company • The Consumer Goods Forum • The Eric and Wendy Schmidt Fund for Strategic Innovation • The Faculty of Entrepreneurship & Innovation - VIA University College • The Finnish Innovation Fund SITRA • The Global Environment Facility • The Government of
France • The Government of the United Kingdom • The Grampen Creative Lab • The Green Earth • The Institute for the Study of Science and Technology, National University of Quilmes (IESCT-UQO) of Argentina • The Make-Cup Brand Make-Cup Concepts LLC • The Ocean Race • The Recycling Partnership • The Renewal Workshop • The RSA •
The Walloon Government • Think Beyond Plastic • Tipa-Corp • TOMRA Systems ASA • Topolytics • Triciclos • Trillium Asset Management • Tupaack Verpackungen Gessellschaft m.B.H. • Tupperware • UCL • Ultra Capital • Uncover Skincare BV • Unilever • Universidade de Trás-os-Montes e Alto Douro • Universiteit Gent • University of Edinburgh •
University of Northumbria, Newcastle • University of Portsmouth • UPM Rafalatac • Uppl/UpCycling Plastic BV • ValGroup • Veolia • Verstraete in mould labels • Vert Asset Management • Vita BioEnergie Ltda • Walmart Inc. • Warner Babcock Institute for Green Chemistry • Waste Ventures India Pvt. Ltd. • WastedChange • Water Unite •
Werner & Mertz GmbH • Woolworths Holdings Limited • World Economic Forum • Worn Again Technologies • WPP • WRAP • Wrappe International Ltd. • World Wildlife Fund (WWF) • Xiamen Luhai Pro-environment Inc. • Zero Waste Shop Moscow • Zespri Group Limited • Zevin Asset Management • ZigZag Global • π = Plastic Pollution Prevention

SECTION 1: KEY FINDINGS

A.I.S.E., International Association for Soaps, Detergents and Maintenance Products • actiam • Adrian Dominican Sisters, Portfolio Advisory Board • AECOC • Afeka Institute of Circular Engineering and Economy • AGMPM (Association of the Greek Manufacturers of Packaging & Materials) • Ahold Delhaize • ALBEA • Algramo • ALPLA Werke Alwin Lehner GmbH & Co KG • Altheia Sustainable Ocean Fund • Amcor • American Licorice Company • ANIPAC • APK AG • APLM - Portuguese Marine Litter Association • AptarGroup Inc. • Aquapak Polymers Limited • Arca Continental • Archemics Ltd • Arup • As You Sow • Asia Pacific Waste Consultants (APWC) • Asociación Chilena para el Fomento de la Economía del Bien Común - (EBC) • Asociación Nacional de la Industria Química A.C. (ANIQ) • Associação para as Ciências do Mar - APCM • Atalay Atasu • Avespa • Bangor University • Barilla G. & R. Fratelli SpA • Baum und Pferdgarten • Bell Holding • Bella+Frank • Berkeley Center for Green Chemistry • Berry Global • bioMASON, Inc. • Biopac UK Ltd • BioPak Pty Ltd • Bioproducts Discovery and Development Centre (BDDC), University of Guelph, Ontario, Canada • BMO Global Asset Management • BNP Paribas Asset Management • Boomer • Borealis AG • Boston Common Asset Management • Brightplus Oy • Brunel Pension Partnership Ltd • Burberry Group plc • Burberry Material Futures Research Group from the Royal College of Art • Business Community • C10 Cities Climate Leadership Group • Cabot Corporation • Californians Against Waste • Calouste Gulbenkian Foundation • CAPTURE • CarbonLite Recycling • Carrefour • CBPAK Tecnologia S/A • Cedo • CEFLEX • CEMPRE Colombia - Compromiso Empresarial para el Reciclaje • China Plastic Recycling Association of China Resource Recycling Association • China Plastics Reuse and Recycling Association • Circular Economy Initiative at KTH Royal Institute of Technology (CE@KTH) • Circular Economy Innovation Centre - USP • CIRCULAR ECONOMY JAPAN • Circular Economy Leadership Coalition • Circular Sweden • Circularity Capital LLP • Circulate Capital • Circulo Verde • City of Austin • Clarmondial • Cleaning and Hygiene Suppliers Association • Closed Loop Partners • Coast Impact Fund • Coca-Cola FEMSA • Colgate-Palmolive Company • College of Design and Innovation, Tongji University • Commonsense • Congregation of St. Joseph • Constantia Flexibles • Core Capital Management LLC • Corn Refiners Association • Creolus • CSSA (Canadian Stewardship Services Alliance Inc.) • Cumapal BV • CupClub Limited • Custompak Plastic Products 1997 Ltd • Danone S.A. • Daughters of Charity, Province of St. Louise • Delphi's Eco • Department of Economics and Management - Dipartimento di Scienza Economica e Aziendale, University of Pavia • Datspak • Diageo • Diemar Corporation • Dignity Health • Dr. Girma Zawdie • Dr. Alysia Garmulewicz, Professor, Universidad de Santiago de Chile • Dr. Carson Meredith • Dragon Rouge Limited • Dynapack Asia • Earthwatch Institute • Earthwise Group Ltd • ECOGESTUS, Waste Management Ltd • Ecoiberia Reciclados Ibericos SA • ECOPIXEL • Ecopod • ecosstore • Ecosurety • Environment Global Facilities • Elemental Impact • ELISAVA Barcelona School of Design and Engineering • Encorp ENGEL Austria GmbH • Envases Universales de México • Enviro Pride • Environment Department, Ministry of Energy and Climate Change, Republic of Seychelles • EPRO European Plastics Recycling and Recovery Organisation • São Simão Ltda • ESG Portfolio Management • Esity AB • Etilca Sgr • Responsible Investments • European Investment Bank • European Recycling Industries' Confederation (EuRIC) • EXCELRISE • Excess Materials Exchange • Exchange • Change Brasil • Faculty of Management, Law and Social Sciences, University of Bradford • Ferrero • Fifth Season Ventures • Flex Film International BV • Flexible Packaging Europe • Food & Consumer Products of Canada • FoodDrinkEurope • Footprints Africa • FORWARD.one Venture Capital for Hardware • Foundation Recycsol • FrieslandCampina Nederland B.V. • Full Cycle Bioplastics • Fundación Latinoamérica Verde • Futamura Group • GANNI • gDiapers • Generalitat de Catalunya • Gobierno de la Ciudad de Buenos Aires • Government of Chile • Government of Grenada • Government of Rwanda • Graham Packaging Company • Granta Design • Greco & Guerrero • GreenBiz Group Inc. • GreenBlue and the Sustainable Packaging Coalition (SPC) • Greiner AG • GRID/Arendal • GW&K Investment Management • H. Ayuntamiento de Toluca • H&M Group • Henkel AG & Co. KGaA • Hera Group • Hermes EOS • Hi-Cone • High Speed Sustainable Manufacturing Institute (HSSMI) • HP Inc. • Husky Injection Molding Systems Ltd. • INCOM RECYCLE Co., Ltd. Beijing • Inditex • Indonesian Waste Platform • Indorama Ventures Public Company Limited • Industria Mexicana de Reciclaje S.A. de CV. • ING • INGRUP • innocent drinks • Insper Instituto de Ensino e Pesquisa • Institut für Kunststofftechnik • Institute for Integrated Quality Design (IQD), Johannes Kepler University Linz (JKU) • Institute of Development Studies • Institute of Technology Tralee • Instituto Italiano di Tecnologia • International Solid Waste Association - ISWA • International Union for Conservation of Nature (IUCN) • Internet Fusion Group • IWC Schaffhausen • IWrc • Jabli Packaging Solutions • JAMES CROPPER PLC • Jan Ravenstijn Biomaterials Consulting • Jane Panty • JAVA MOUNTAIN COFFEE • Johnson and Johnson Consumer Kaged Kesh Patra Kashitakeri Parichay • Keep Scotland Beautiful • KEEP SWEDEN TIDY • Kellogg Company • Kempen Capital Markets • Kering • Kikkor • Keurig Dr Pepper • Kiara S. Winans • Kidjara • Kingfa Sci. & Tech. Co., Ltd. • Kmart Australia Limited • Koppala Packaging Ltd. • L'Oréal • L'OCCITANE en General Investment Management • Life Cycle Initiative • Life Without Plastic • LIPOR - Intermunicipal Waste Management of Greater Porto, Portugal • LLUK • London Waste and Recycling Board • Loop • Loop Circular Economy Platform Ltd • Loop Industries • LPP • Man Group • MARE - Marine and Environmental Marks and Spencer plc • Mars, Incorporated • Material BA-Z, Centro Universitário Belas Artes de São Paulo • Material Economics • Matrix APA (UK) Ltd. • McDonough Innovation • Melco Resorts & Entertainment • MERA - The Association for Sustainable Manufacturing • Mercy Investment Services, Inc. • METRO AG • Ministry for the Environment New Zealand • Ministry of Environment and Energy Transition - Portugal • Ministry of the Environment (Peru) • Ministry of the Environment Environmental Solutions Initiative • MIWA (Minimum Waste) • Mobil • mobility • Nelson Goors Brewing Company • Mond • Monterey Bay Aquarium • Mr. Green Africa • National Geographic Partners, LLC • National Recycling Coalition • NATURA COSMETICS • Nature's Path Foods • NaturaWorks • Nestlé • Netherlands Institute for Ltd. • Noble Environmental Technologies Europe BV • NorthEdge Capital • Notpla Limited • Nova School of Business and Economics • Novamont SpA • NOVAPET • Nuceria Group • Ocean Oceanographic Institute, Prince Albert I of Monaco Foundation • Okena Servicios Ambientales • Oliver Wyman • One Water • Open Systems Lab • Openbare Vlaamse Afval Maatschappij OVAM • Origin Pepsico • Pernod Ricard • PetStar • Philips • Pick n Pay • Pinguimom • Plant Based Products Council • Plant Chicago • Plastic Bank Recycling Corporation • Plastic Collective • Plastic Energy • Plastic Odyssey • Holding GmbH & Co. KG • POSITIVA • Preserve • Prince Albert II of Monaco Foundation • Prof. Claudio Zara, Department of Finance, Bocconi University • Prof. Richard C. Thompson OBE • Professor Ioannis Ioannou • PROQUIMIA, S.A. • Provenance • PT Evogaia Karya Indonesia • Qualipac • Quantis • Ramani Narayan, MSU University Distinguished Professor • Rathbone Greenbank Investments • Ravensbourne University London • Fashion Department • RB • Re-Poly, Evertrak, QR5 • RecyclePoints • Recycling Technologies • Rediscovery Centre • RePack • Replenish Bottling LLC • rePurpose Global • RES Group • Reusable Packaging Association • Riversimple Movement Ltd • Robeco • Robert Lochhead, Professor and Director Emeritus of Polymer Science • Rodenburg Biopolymers • Royal Society of Chemistry • planet Earth • Rubicon Global • S Group • SAMBITO • Samsøe Samsøe • São Paulo City Hall • Sarasin & Partners • SE Johnson • Schneider Electric • School of Management - Politecnico di Milano • Schwarz Group (Lidl & Kaufland) • Scottish Government • Sealed Air Corporation • Searous Business • Selfridges • Shoptast Global Services SpA • Shanghai Rendu Ocean NPO Development Center • SHAPES IN THE SAND • Sidal • Silgan Plastics • SIROLR • Sistema B International • Sky Group • Skyroom London Ltd • Smart Waste Portugal - Business Development Network • Solid Waste Association of North America • SONAE MC • Sostenibilidad 3RS&Es • South Pole • Spedal • SPB • Spinlock • Splosh Ltd. • Stanley Black & Decker • Stella McCartney • Stora Enso • Suez • Superdry Plc • SUST4IN • Sustainable Business Network • Sustainability5 • Svenskt PlastiindustriForum (SPIF) • SWANIA • Swire Coca-Cola Ltd • SYSTEMIQ • Taiwan Circular Economy Network (臺灣循環基金會) • Target Corporation • Target Australia Limited • TC Transcontinental • Termoconcoibles, SA de CV • TerraCycle • Tetra Pak • The Association of Plastic Recyclers • The Better Packaging Co. • The Bio-D Company Ltd • The City of Copenhagen • The City of Ljubljana, Slovenia • The Clorox Company • The Club of Rome • The Coca-Cola Company • The Consumer Goods Forum • The Eric and Wendy Schmidt Fund for Strategic Innovation • The Faculty of Entrepreneurship & Innovation - VIA University College • The Finnish Innovation Fund SITRA • The Global Environment Facility • The Government of France • The Government of the United Kingdom • The Grameen Creative Lab • The Green Earth • The Institute for the Study of Science and Technology, National University of Quilmes (IESCT-UNQ) of Argentina • The Make-Cup Brand Make-Cup Concepts LLC • The Ocean Race • The Recycling Partnership • The Renewal Workshop • The RSA • The Wallon Government • Think Beyond Plastic • TIPA-Corp • TOMRA Systems ASA • Topolytics • TriCiclos • Trillium Asset Management • Tupack Verpackungen Gesellschaft mb.H • Tupperware • UCL • Ultra Capital • Uncover Skincare BV • Unilever • Universidade de Trás-os-Montes e Alto Douro • Universiteit Gent • University of Edinburgh • University of Northumbria, Newcastle • University of Portsmouth • UPM Rafiatec • Uppl UpCycling Plastic BV • ValGroup • Veolia • Verstraete in mould labels • Vert Asset Management • Vita BioEnergia ltda • Walmart Inc. • Warner Babcock Institute for Green Chemistry • Waste Ventures India Pvt. Ltd. • Waste4Change • Water Unite • Werner & Mertz GmbH • Woolworths Holdings Limited • World Economic Forum • Worn Again Technologies • WPP • WRAP • Wraprite International Ltd. • World Wildlife Fund (WWF) • Xiamen Luhai Pro-environment Inc. • Zero Waste Shop Moscow • Zespi Group Limited • Zevin Asset Management • ZigZag Global • π = Plastic Pollution Prevention

1.1 SUMMARY OF PROGRESS TO DATE

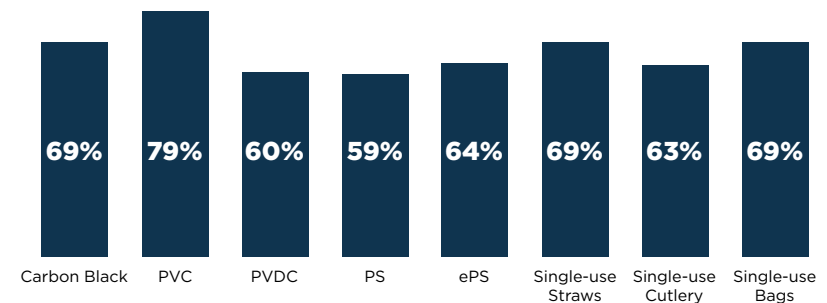




ELIMINATION OF PROBLEMATIC OR UNNECESSARY PLASTIC PACKAGING

Elimination of the most commonly identified problematic plastic packaging is happening at scale, driven by businesses and governments. Approximately 60% of brands, retailers and packaging producers in the signatory group that use, or have used, PS, ePS or PVDC, have eliminated or have concrete plans to phase out these materials from their portfolio. For single-use straws, carrier bags and undetectable carbon black plastics, this is approaching 70%, while for PVC the proportion is as high as 79%. The majority of government signatories (11 in total) are also implementing legal and/or fiscal measures to stimulate the phasing out of similar items including single-use bags, straws and ePS; half of those reporting are using bans to stimulate their elimination, with some providing financial incentives for innovation and research into alternatives. There remains large potential for businesses to make greater strides on elimination by moving beyond these commonly identified problematic items towards more fundamental innovation-led elimination.

Elimination rate for commonly identified problematic plastic packaging types

Signatories who have already or plan to eliminate these items as a % of those who have or had them in their portfolio



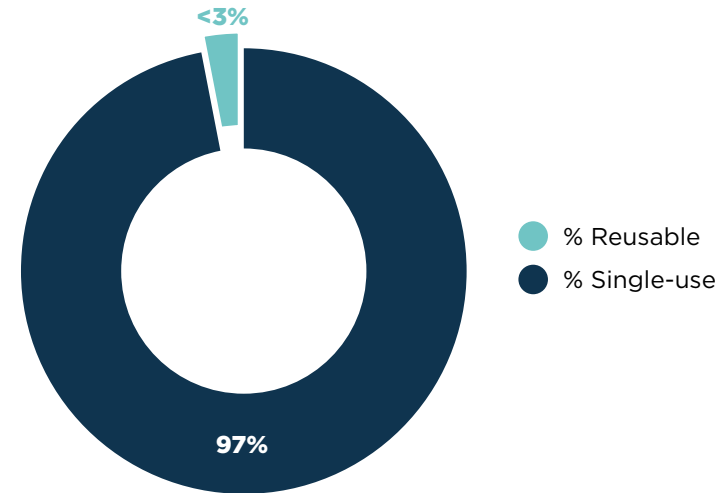


MOVING FROM SINGLE-USE TO REUSE MODELS

Over a third of relevant signatories have active reuse pilots. However, less than 3% of signatories' packaging is reusable today. 43 packaged goods companies, packaging producers and retailer signatories — 36% of the group — are currently engaged in testing and piloting reuse business models across different markets and product types. A few of them have reuse models in place at large scale. Government signatories are also attempting to accelerate the shift towards reuse, including through Extended Producer Responsibility legislation and public awareness campaigns. However, reuse models still represent a minor part of the total packaged goods market today. Only 13% of larger signatories reported having reuse models in place across a 'significant proportion' of their portfolio.³ 36% reported that they are yet to start identifying reuse opportunities in their portfolio and less than 3% of the signatories' packaging by weight is reported to be reusable.

Share of reusable packaging in portfolio

Proportion of signatories' plastic packaging reusable (by weight)



43 signatories with active pilots of reuse models



100% REUSABLE, RECYCLABLE OR COMPOSTABLE BY DESIGN

Approximately 60% of signatories' plastic packaging is reusable, recyclable or compostable in practice and at scale today. The highest percentages (calculated by weight) are found with companies that have large shares of rigid plastic packaging, and particularly PET bottles, in their portfolios. These numbers are based on an assessment methodology that requires recycling and composting to be proven to work in practice and at scale, going beyond 'theoretical' reusability, recyclability and compostability.⁴ As such, these percentages cannot be compared to past assessments. Instead, they provide a clear baseline against which to track progress towards the 2025 ambition level of 100% reusable, recyclable or compostable plastic packaging, to which all 139 packaged goods producers, packaging producers, retailers, and hospitality signatories have committed.

~60%
reusable, recyclable or compostable today




<3% reusable
~60% recyclable
<1% compostable



REUSE, RECYCLING OR COMPOSTING IN PRACTICE

Recycling company signatories have committed to quadruple the amount they process by 2025. Signatories from across the plastics value chain — including recyclers but also plastic producers and packaging producers — as well as governments are currently making substantial investments in infrastructure required to achieve this targeted increase and respond to increased demand for post-consumer recycled content (PCR). Through Plastic Pacts, several government signatories are also collaborating with industry and other stakeholders to reach specific 2025 recycling rate targets for plastic packaging of up to 70%.⁵ Early steps are being taken and investments made to move towards the delivery of chemical recycling at scale. New technologies are being used to improve the ability of recyclers to sort complex waste streams and produce a better quality of recycling output.

Recyclers have committed to increasing their collective processing capacity by four times between now and 2025⁶






DECOUPLING FROM THE CONSUMPTION OF FINITE RESOURCES



Signatories are beginning to set explicit targets to reduce virgin plastic consumption in absolute terms. Signatories' efforts on elimination, reuse, recycled content, and substitution are driving a decoupling from finite resources. This has led companies like **Unilever** (50%) and **Mars, Incorporated** (25%) to set 2025 targets to reduce their overall use of virgin plastic in packaging, with **PepsiCo** doing the same for its beverage business (20%).

Packaged goods companies and retailers committed to an average of 22% recycled content in their packaging by 2025. This is a five-times increase on their 2018 average of 4% (which is already double the estimated global average).⁷ Signatories' total 2025 annual demand for post-consumer recycled plastics going into packaging is estimated at more than 5 million tonnes. Governments are adopting measures to drive increased use of recycled content, including the **Government of the United Kingdom's** tax on plastic packaging that contains less than 30% recycled content, which will be introduced in 2022. Progress is being made towards these targets already: the use of recycled content in signatories' packaging grew by 23% between 2017 and 2018.⁸ On top of that, major plastic producers **Borealis** and **Indorama Ventures** committed to increase recycled content volumes 350,000 tonnes and at least 750,000 tonnes respectively, with **Indorama Ventures** recently pledging USD 1.5 billion investment towards achieving this target.

↓ **3** major global fast-moving consumer goods companies have committed to reduce their use of virgin plastics in packaging

Over **5 million tonnes** of demand for recycled content by 2025 – equivalent to:^{9,10}





TRANSPARENCY

Unprecedented transparency across the industry on progress towards targets and on plastic usage has created a clear baseline against which to measure progress. For the first time, 176 of the eligible 189 business signatories and 14 of 16 eligible governments have reported on progress towards realising their public targets, all using common language and definitions.¹¹ This provides a baseline against which progress can be tracked in the years ahead. Of this group, 35 companies (20% of eligible signatories) have disclosed their total tonnage of plastic production or usage. Companies such as **Danone**, **Nestlé** and **The Coca-Cola Company** have gone beyond that by also providing insight into their portfolio by packaging type, polymer type, or number of units.

Public reporting on progress by signatories including:¹²

20%
of global plastic packaging
volume represented

34
companies disclosing volumes
collectively representing 9 million
tonnes of plastic packaging a year

●●●●●○ ○ ○ ○ ○
6 out of the top 10
global FMCG companies

●●●●●●○ ○ ○ ○
7 out of the top 10
global plastic packaging producers

SYNTHESIS OF PROGRESS REPORTED BY THE TOP 10 FMCG COMPANIES BY REVENUES

	PACKAGING DESIGN	RECYCLED CONTENT	STAGE OF ENGAGEMENT WITH REUSE	PLASTIC PACKAGING VOLUME
	%, by weight, of plastic packaging reusable, recyclable, or compostable	%, by weight, of post-consumer recycled content in plastic packaging	Stages: opportunity analysis / piloting / small part of portfolio / significant part of portfolio	Millions of metric tonnes per annum
	● 2018 ● 2025 Target	● 2018 ● 2025 Target		
1. Nestlé	65%	2% 15%	Small part of portfolio	1.7
2. Procter & Gamble	NOT A GLOBAL COMMITMENT SIGNATORY			
3. PepsiCo	77%	3% 25%	Small part of portfolio	2.3
4. AB InBev	NOT A GLOBAL COMMITMENT SIGNATORY			
5. Unilever	~50%*	<1% 25%	Small part of portfolio	0.7
6. JBS	NOT A GLOBAL COMMITMENT SIGNATORY			
7. Tyson Foods	NOT A GLOBAL COMMITMENT SIGNATORY			
8. Mars, Incorporated	19%	0% 30%	Small part of portfolio	0.2
9. The Coca-Cola Company	99%**	9% N/A***	Significant part of portfolio	3.0
10. L'Oréal	N/A****	5% 40%	Small part of portfolio	0.1

Note on material sourcing targets: Unilever (50%) and Mars, Incorporated (25%) have set 2025 targets to reduce the use of virgin plastics in packaging in absolute terms. PepsiCo has done the same (20%) for its beverage business. L'Oréal has set itself a 2025 target to ensure that 50% of its plastic packaging is not made from virgin fossil plastics.

Note on reporting timeframes: All quantitative data are provided for the latest year reported, in most cases for the relevant company's financial year ending 2018. More details of the reporting timeframe for each signatory is provided in their individual reports in Section 4.

* Unilever 2017 estimate: Recyclability assessment (Jan 2017 to Dec 2017) is subject to change once fully integrated into Unilever systems. Unilever will be reporting its next set of results in line with its reporting cycle in its 2019 Annual Report.

** The Coca-Cola Company's number is an estimate for its global volume of primary plastic packaging only. The company is currently preparing to assess and disclose for secondary and tertiary plastic packaging, such as shrink films or other transit packaging.

*** The Coca-Cola Company has a 2030 target to use 50% recycled material in all primary packaging by 2030.

**** Reported to the Foundation only, to be published in 2020

1.2 PERSPECTIVE ON PROGRESS

In this section the Ellen MacArthur Foundation and the UN Environment Programme reflect on the promising progress over the first year and the actions still required to make plastic pollution a thing of the past.

CURRENT MOMENTUM BEHIND A CIRCULAR ECONOMY FOR PLASTICS IS UNPRECEDENTED

Businesses representing over 20% of all plastic packaging globally have for the first time united behind a common vision for a circular economy for plastics, together with 19 forward-thinking governments. They are leading the way and raising ambition levels across the industry.

Just over a year ago, very few organisations had targets in place that met the ‘minimum bar’ of ambition level defined by the Global Commitment. Almost all business and government signatories have significantly raised their ambition level over the past year in order to join the Global Commitment, and as such have stepped forward as leaders.

Importantly, these organisations have committed to publicly report on progress annually, making a significant contribution to increasing transparency on plastic issues and solutions. We appreciate the effort they have put into the reporting process and compliment all signatories for having embarked on the journey.

The alignment of a large group of important stakeholders behind a common vision has helped drive decisive action by businesses, governments and the NGO community globally. The common vision has increased the consistency and complementarity of the many much-needed initiatives that are emerging to solve the plastic pollution problem. Several major programmes are led by signatories of the Global Commitment, such as **World Wide Fund for Nature (WWF)** global No Plastics in Nature Campaign, the **World Economic Forum’s** Global Plastics Action Partnership, **The Recycling Partnership’s** Bridge to Circularity and the New Plastics Economy’s network of **Plastics Pacts** that are being set up in countries around the world.

PROMISING EARLY PROGRESS TOWARDS TARGETS IS BEING MADE BY GLOBAL COMMITMENT SIGNATORIES

Signatories are laying the foundations to deliver and scale efforts towards achieving their 2025 targets. Joining the Global Commitment has led many business signatories to quantify and assess their packaging portfolio in detail for the first time. These assessment exercises, together with the target setting process, have informed and driven the development of new and concrete plans, roadmaps, and innovation agendas aimed at meeting the 2025 targets. This is illustrated by the many business and government signatories that reported plans to eliminate the most commonly identified problematic items, new targets to increase the use of recycled content and national recycling rates significantly, and announced investments. Investments include **Indorama Ventures’** pledge to invest USD 1.5 billion towards achieving its recycled content target, and the **Government of the United Kingdom’s** mobilisation of approximately GBP 3 billion towards improving local collection and recycling infrastructure and packaging innovation. As they prepare for delivery and scaling of efforts, a number of signatories have also established new internal task forces or added capacity to existing teams. This resourcing will drive programmes, as well as engagement with suppliers, customers and other partners to implement change collaboratively.

Beyond this foundation-laying, there is already evidence of progress being made against targets. 34 signatories will accomplish elimination of at least one commonly identified problematic packaging category in 2019 or 2020. 43 signatories reported active reuse pilots. Furthermore, various signatories reported changes to their packaging design through colour, format or material choices to increase recyclability. Finally, the use of recycled content increased by an average of 23% between 2017 and 2018 for the 52 signatories reporting prior year data.

Several signatories are already raising their ambition level further by setting additional targets. Among the most prominent examples are the 2025 targets to reduce overall use of virgin plastics set by **Unilever (50%)** and **Mars, Incorporated (25%)**, with **PepsiCo** doing the same for its beverage business **(20%)**.

This report establishes an essential quantitative baseline which will enable the measurement of progress over the coming years. With just one year of data, it is not yet possible to comprehensively and quantitatively measure collective progress.¹³ However, one year in, we do see significant initial steps being taken by Global Commitment signatories that will lay the foundations for their work to deliver on the targets over the coming years.

EFFORTS BEYOND RECYCLING NEED A HIGHER AMBITION LEVEL

A further increase in the ambition to go ‘beyond recycling’ will be required to address plastic waste and pollution at source. Better recycling is vital, and it is encouraging to see the extent of efforts in the signatory group to improve recyclability, increase recycling capacity and include more recycled content. Yet to eliminate plastic waste and pollution, these efforts on recycling need to be matched by a similar investment and ambition level across the full range of solutions, including elimination and reuse. While some progress is being made in these areas, elimination efforts are mainly focused on a narrow set of packaging items widely considered problematic (for example, PVC, ePS, and single-use straws and bags), and most reuse efforts are small-scale pilots. Both require a more fundamental approach with significantly higher ambition levels.

There is an opportunity for a more fundamental, innovation-led elimination agenda to complement the elimination of the most commonly identified problematic packaging. This would see additional elimination of packaging through fundamental innovation in product and packaging design, business models and supply chains. Examples include the use of dry-misting technology by **Ahold Delhaize** to keep fruit and vegetables fresh without the need for plastic packaging and **Danone’s** launch of a new AQUA water bottle line without labels, where the logo is integrated into the bottle shape in Indonesia.

It is crucial that sufficient ambition and investment are put behind reuse efforts in order to move towards deployment at scale. We are pleased to see the recent increase in the number of active reuse pilots. It will now be crucial for these to reach scale quickly. The Foundation highlighted the wide variety of reuse business models and associated benefits for businesses and their consumers in its [REUSE book](#), to inspire more businesses to shift from single-use to reuse models at scale.

We encourage signatories to set explicit targets to reduce their virgin plastics consumption. Such reduction is in many ways a natural consequence of the other Global Commitment targets, which work to eliminate the plastics we don’t need and use more recycled content for the plastics we do need. Yet calling it out explicitly sends a clear signal that we need to reduce, and ultimately fully decouple, the use of packaging from the consumption of finite fossil resources. We therefore support the explicit 2025 targets to reduce total consumption of virgin plastic for packaging set by **Unilever (50%)** and **Mars, Incorporated (25%)**, as well as that set by **PepsiCo** for its beverage business **(20%)**, and encourage many more signatories to follow their lead. Initiatives like the recently launched ‘Sea the Future’ by Minderoo Foundation are also incentivising a decoupling from virgin fossil resources through a proposed voluntary financial contribution payable on virgin fossil-based plastic production.

Any virgin reduction target should focus as its underlying delivery mechanisms on *both* eliminating the plastics we don’t need through innovation and reuse, *and* increasing recycled content for those plastics we do need. **Unilever** is one example of a company that has made this dual strategy explicit, by highlighting its target to reduce its overall use of plastic packaging by more than 100,000 tonnes by 2025. This will be through, among other strategies, reuse, refill and packaging-free solutions, with the remaining virgin reduction to be achieved through the increased use of recycled content. While material substitution and light-weighting are part of the mix of available elimination levers, a simplistic approach applying predominantly these two actions would not realise the desired shift towards a circular economy and — if not considered with a systems perspective — could come with unintended consequences.

ACCELERATED PROGRESS IS NOW CRUCIAL

Continued acceleration and scaling of action is required to achieve the 2025 targets. Signatories have significantly raised their ambition levels, are developing roadmaps to realise these ambitions, and are reporting initial results. Now we need to see continued acceleration of action. Major investments, innovations, and transformation programmes must be started now to generate impact at scale by 2025.

It is crucial that more businesses and governments join the Global Commitment and embark on a journey towards a circular economy.

It is encouraging to see leading organisations step up their efforts. Now it is imperative that more businesses and governments follow their lead in order to achieve systemic change. In particular, both plastic producers and hospitality and food service companies — such as take-away food chains, hotels, and airlines — are currently under-represented in the Global Commitment signatory group. Building on the momentum the frontrunners have created, we call on all relevant businesses and governments to join the Global Commitment and embark on a journey towards a circular economy.

SECTION 2: THE SIGNATORY GROUP

A.I.S.E., International Association for Soaps, Detergents and Maintenance Products • actiam • Adrian Dominican Sisters, Portfolio Advisory Board • AECOC • Afeka Institute of Circular Engineering and Economy • AGMPM (Association of the Greek Manufacturers of Packaging & Materials) • Ahold Delhaize • ALBEA • Algramo • ALPLA Werke Alwin Lehner GmbH & Co KG • Altheia Sustainable Ocean Fund • Amcor • American Licorice Company • ANIPAC • APK AG • APLM • Portuguesa Marine Litter Association • AptarGroup Inc. • Aquapak Polymers Limited • Arca Continental • Archemix Ltd • Arup • As You Sow • Asia Pacific Waste Consultants (APWC) • Asociación Chilena para el Fomento de la Economía del Bien Común - (EBC) • Asociación Nacional de la Industria Química A.C. (ANIQ) • Associação para as Ciências do Mar - APCM • Atalay Atasu • Avespa • Bangor University • Barilla G. & R. Fratelli SpA • Baum und Pferdgarten • Bell Holding • Bella+Frank • Berkeley Center for Green Chemistry • Berry Global • bioMASON, Inc. • Biopac UK Ltd • BioPak Pty Ltd • Bioproducts Discovery and Development Centre (BDDC), University of Guelph, Ontario, Canada • BMO Global Asset Management • BNP Paribas Asset Management • Boomeria • Borealis AG • Boston Common Asset Management • Brightly Oy • Brunel Pension Partnership Ltd • Burberry Group plc • Burberry Material Futures Research Group from the Royal College of Art • Business in the Community • Cities Climate Leadership Group • Cabot Corporation • Californians Against Waste • Calouste Gulbenkian Foundation • CAPTURE • CarbonLITE Recycling • Carrefour • CBPAK Tecnologia S/A • Cedo • CERFLEX • CEMPRE Colombia - Compromiso Empresarial para el Reciclaje • China Plastic Recycling Association of China Resource Recycling Association • China Plastics Reuse and Recycling Association • Circular Economy Initiative at KTH Royal Institute of Technology (CE@KTH) • Circular Economy Innovation Centre - USP • CIRCULAR ECONOMY JAPAN • Circular Economy Leadership Coalition • Circular Sweden • Circularity Capital LLP • Circulate Capital • Circulo Verde • City of Austin • Clarmondial • Cleaning and Hygiene Suppliers Association • Closed Loop Partners • Coast Impact Fund • Coca-Cola FEMSA • Colgate-Palmolive Company • College of Design and Innovation, Tongji University • Commonsense • Congregation of St. Joseph • Constantia Flexibles • Core Capital Management LLC • Corn Refiners Association • Creolus • CSSA (Canadian Stewardship Services Alliance Inc.) • Cumupal BV • CupClup Limited • Custumpak Plastic Products 1997 Ltd • Danone S.A. • Daughters of Charity, Province of St. Louise • Delphis Eco • Departament d'Economies and Management - Departament di Scienza Economich e Aziendali, University of Pavia • Detpak • Diageo • Digimarc Corporation • Dignity Health • Dr. Girma Zawdie • Dr. Alysia Garmulewicz, Professor, Universidad de Santiago de Chile • Dr. Carson Meredith • Dragon Rouge Limited • Dynapack Asia • Earthwatch Institute • Earthwise Group Ltd • ECOGESTUS, Waste Management Ltd • Ecoberia Reciclados Ibericos SA • ECOPIXEL • Ecopod • ecostore • Ecosurety • Environment Global Facilities • Elemental Impact • ELISAVA Barcelona School of Design and Engineering • Encorp ENGEL Austria GmbH • Envases Universales de México • Enviro Pride • Environment Department, Ministry of Energy and Climate Change, Republic of Seychelles • EPRO European Plastics Recycling and Recovery Organisation • São Simão Ltda. • ESG Portfolio Management • Essity AB • Etilca SpA • Responsible Investments • European Investment Bank • European Recycling Industries' Confederation (EuRI) • EXCELRISE Excess Materials Exchange • Exchange 4 Change Brasil • Faculty of Management, Law and Social Sciences, University of Bradford • Ferrero • Fifth Season Ventures • Flex Film International BV • Flexible Packaging Europe • Food & Consumer Products of Canada • FoodDrinkEurope • Footprints Africa • FORWARDone Venture Capital for Hardware • Foundation Recycsol • FrieslandCampina Nederland BV. • Full Cycle Bioplastics • Fundacion Latinoamérica Verde • Futamura Group • GANNI • gDiapers • Generalitat de Catalunya • Gobierno de la Ciudad de Buenos Aires • Government of Chile • Government of Grenada • Government of Rwanda • Graham Packaging Company • Grant Design • Greco & Guerreiro • GreenBiz Group Inc. • GreenBlue and the Sustainable Packaging Coalition (SPC) • Greiner AG • GRID-Arendal • GW&K Investment Management • H. Ayuntamiento de Toluca • H&M Group • Henkel AG & Co. KGaA • Hara Group • Hermes EOS • Hi-Cone • High Speed Sustainable Manufacturing Institute (HSSMI) • HP Inc. • Husky Injection Molding Systems Ltd. • INCOM RECYCLE Co., Ltd. Beijing • Inditex • Indonesian Waste Platform • Indorama Ventures Public Company Limited • Industria Mexicana de Reciclaje S.A. de CV • ING • INGRUP • innocent drinks • Insper Instituto de Ensino e Pesquisa • Institut für Kunststofftechnik • Institute for Integrated Quality Design (IQD), Johannes Kepler University Linz (JKU) • Institute of Development Studies • Institute of Technology Tralee • Instituto Italiano di Tecnologia • International Solid Waste Association - ISWA • International Union for Conservation of Nature (IUCN) • Internert Fusion Group • IWC Schaffhausen • IWrc • Jabli Packaging Solutions • JAMES CROPPER PLC • Jan Ravenstijn Biomaterials Consulting • Jane Pentyl • JAVA MOUNTAIN COFFEE • Johnson and Johnson Consumer Koged Kaoh Patra Kashiakari Panchayat • Keep Scotland Beautiful • KEEP SWEDEN TIDY • Kellogg Company • Kemron Capital • Kellanova • Kikkor • Keurig Dr. Pepper • Kiara S. Winans • Kiduara • Kingfa Sci. & Tech. Co., Ltd. • Kmart Australia Limited • Korpala Packaging Ltd. • L'Oréal • L'OCCITANE en General Investment Management • Life Cycle Initiative • Life Without Plastic • LIPOR - Intermunicipal Waste Management of Greater Porto, Portugal • LLLUK • London Waste and Recycling Board • Loop • Loop Circular Economy Platform Ltd • Loop Industries • LPP • Man Group • MARE - Marine and Environmental Marks and Spencer plc • Mars, Incorporated • Material BA-Z, Centro Universitário Belas Artes de São Paulo • Material Economics • Matrix APA (UK) Ltd. • McDonough Innovation • Melco Resorts & Entertainment • MERA - The Association for Sustainable Manufacturing • Mercy Investment Services, Inc. • METRO AG • Ministry for the Environment New Zealand • Ministry of Environment and Energy Transition - Portugal • Ministry of the Environment (Peru) • Ministry of the Environment Environmental Solutions Initiative • Milwa (Minimizing Waste) • Mottakil • mtrby • Nelson Corp Brewing Company • Mondri • Monterey Bay Aquarium • Mr. Green Africa • Cosmetic Cases • National Geographic Partners, LLC • National Recycling Coalition • NATURA COSMETICS • Nature's Path Foods • NatureWorks • Nestlé • Netherlands Institute for Ltd. • Noble Environmental Technologies Europe BV • NorthEdge Capital • Notpla Limited • Nova School of Business and Economics • Novamont SpA • NOVAPET • Nuceria Group • Ocean Oceanographic Institute, Prince Albert II of Monaco Foundation • Okena Servicios Ambientales • Oliver Wyman • One Water • Open Systems Lab • Openbare Vlaamse Afval Maatschappij OVAM • Origin PepsiCo • Pernod Ricard • PetStar • Philips • Pick n Pay • Pinguimom • Plant Based Products Council • Plant Chicago • Plastic Bank Recycling Corporation • Plastic Collective • Plastic Energy • Plastic Odyssey • Holding GmbH & Co. KG • POSITIVA • Preserve • Prince Albert II of Monaco Foundation • Prof. Claudio Zara, Department of Finance, Bocconi University • Prof. Richard C. Thompson OBE • Professor Ioannis Ioannou • Provenance • PT Evogaia Karya Indonesia • Qualipac • Quantis • Ramani Narayan, MSU University Distinguished Professor & Rathbone Greenbank Investments • Ravensbourne University London - Fashion Department • RB • Re-Poly, Evertrak, QRS • RecyclePoints • Recycling Technologies • Rediscovery Centre • RePack • Replenish Bottling LLC • rePurpose Global • RES Group • Reusable Packaging Association • Riversimple Movement Ltd • Robeco • Robert Lochhead, Professor and Director Emeritus of Polymer Science • Rodenburg Bioplastics • Royal Society of Chemistry • Rubicon Global • S Group • SAMBITO • Samsøe Samsøe • São Paulo City Hall • Sarasin & Partners • SC Johnson • Schneider Electric • School of Management - Politecnico di Milano • Schwarz Group (Lidl & Kaufland) • Scottish Government • Sealed Air Corporation • Seairous Business • Selfridges • Seplast Global Services Co. • Shanghai Rendu Ocean NPO Development Center • SHAPES IN THE SAND • Sidel • Silgan Plastics • SIROLR • Sistema B International • Sky Group • Skyroom London Ltd • Smart Waste Portugal - Business Development Network • Solid Waste Association of North America • SONAE MC • Sostenibilidad 3R&Es • South Pole • Spadal • SPB • Spinlock • Splish Ltd. • Stanley Black & Decker • Stella McCartney • Stora Enso • Suez • Supradry Plc • SUSTAIN • Sustainable Business Network • Sustainability • Svensk Plastindustri (SPIF) • SWANIA • Swire Coca-Cola Ltd • SYSTEMIQ • Taiwan Circular Economy Network (循環台灣基金會) • Target Corporation • Target Australia Limited • TC Transcontinental • Termoconigobles, SA de CV • TerraCycle • Tetra Pak • The Association of Plastic Recyclers • The Better Packaging Co. • The Bio-D Company Ltd • The City of Copenhagen • The City of Ljubljana, Slovenia • The Clorox Company • The Club of Rome • The Coca-Cola Company • The Consumer Goods Forum • The Eric and Wendy Schmidt Fund for Strategic Innovation • The Faculty of Entrepreneurship & Innovation - VIA University College • The Finnish Innovation Fund SITRA • The Global Environment Facility • The Government of France • The Government of the United Kingdom • The Grameen Creative Lab • The Green Earth • The Institute for the Study of Science and Technology, National University of Quilmes (ESCT-UNQ) of Argentina • The Make-Cup Brand Make-Cup Concepts LLC. • The Ocean Race • The Recycling Partnership • The Renewal Workshop • The RSA • The Wallon Government • Think Beyond Plastic • Tipa-Corp • TOMRA Systems ASA • Topolytics • Triciclos • Trillium Asset Management • Tupack Verpackungen Gessellschaft m.b.H • Tupperware • UCL • Ultra Capital • Uncover Skincare BV • Unilever • Universidade de Trás-os-Montes e Alto Douro • Universiteit Gent • University of Edinburgh • University of Northumbria, Newcastle • University of Portsmouth • UPM Rafactac • Uppl UpCycling Plastic BV • ValGroup • Veolia • Verstraete in mould labels • Vert Asset Management • Vita BioEnergy Ita • Walmart Inc. • Warner Babcock Institute for Green Chemistry • Waste Ventures India Pvt. Ltd. • Waste4Change • Water Unite • Werner & Mertz GmbH • Woolworths Holdings Limited • World Economic Forum • Worn Again Technologies • WPP • WRAP • Wraptime International Ltd. • World Wildlife Fund (WWF) • Xiamen Luhai Pro-environment Inc. • Zero Waste Shop Moscow • Zespri Group Limited • Zevin Asset Management • ZigZag Global • π = Plastic Pollution Prevention

THE SIGNATORY GROUP

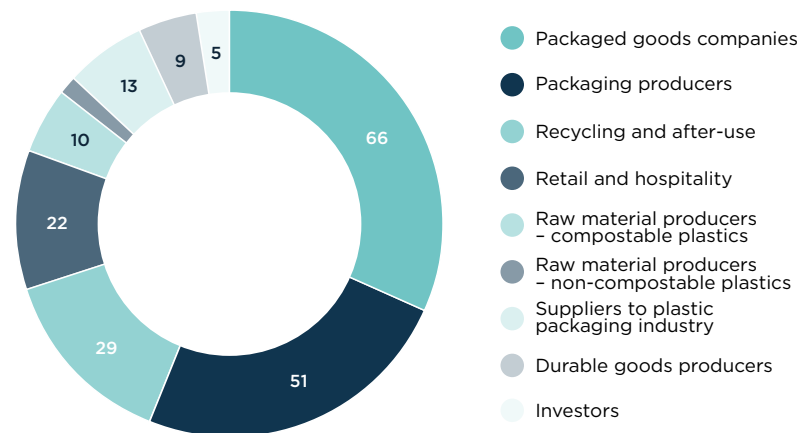
The signatory group has grown from over 250 organisations upon launch, in October 2018, to more than 400 in October 2019. A complete list of signatories can be found in the appendix of this document.

OVERVIEW OF BUSINESS SIGNATORIES

Businesses across the plastic packaging value chain have signed the Global Commitment. The number of business signatories has doubled to more than 200 in the first year since its launch. Together, business signatories account for more than 20% of all plastic packaging produced globally and collective revenues in excess of USD 2 trillion.

The signatory group includes many of the world's largest consumer packaged goods companies, retailers, and plastic packaging producers, as well as major plastic producers, recyclers and after-use companies, durable goods companies, investors, and innovators.

OVERVIEW OF BUSINESS SIGNATORIES



Global Commitment signatories include:¹⁴



There are some important sectors that have shown minimal engagement with the Global Commitment. First of all, we call on plastic producers to join the Global Commitment and become part of an economy based on the circulation, rather than continued extraction, of raw materials. In addition, hospitality and food service companies, such as take-away food chains, hotels, and airlines, use significant volumes of single-use plastic packaging but are currently underrepresented in the Global Commitment.

COVERAGE OF THE LARGEST FMCG, PLASTIC PACKAGING AND RETAIL COMPANIES

#	FMCG	#	Plastic packaging	#	Retail
1	Nestlé	1	Reynolds	1	WalMart Inc.
2	Procter & Gamble	2	Amcor	2	Amazon
3	PepsiCo	3	Berry Global	3	CVS Health
4	AB Inbev	4	Sealed Air Corporation	4	Costco
5	Unilever	5	RPC Group	5	Walgreens Boots Alliance
6	JBS	6	Bemis	6	The Kroger Co
7	Tyson Foods	7	ALPLA Group	7	Schwarz Group
8	Mars, Incorporated	8	Interplast	8	Home Depot
9	The Coca-Cola Company	9	Aptargroup Inc.	9	Tesco Plc
10	L'Oréal	10	Silgan	10	Aeon
				11	Carrefour
				12	Ahold Delhaize
				13	Target
				14	Lowe's Companies
				15	Seven & I Holdings

Signatory of the Global Commitment
 Not a signatory of the Global Commitment
 Recently acquired by a signatory of the Global Commitment*

Note on rankings

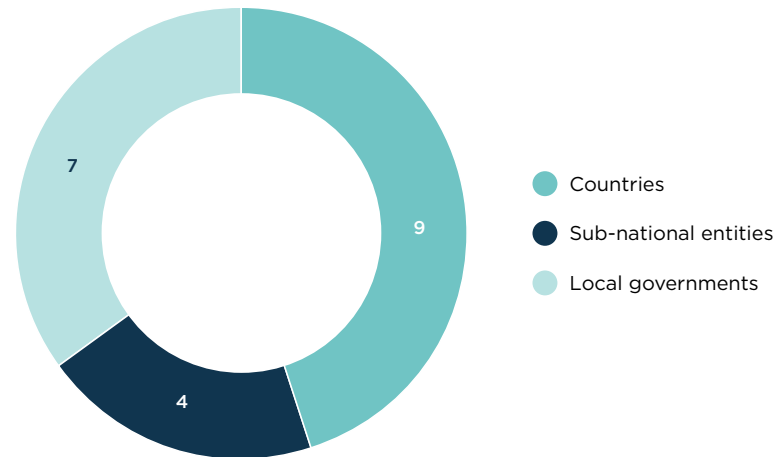
The ranking of the FMCG companies is based on annual revenues, as they were reported to the Ellen MacArthur Foundation or as published by *Forbes*, 'Global 2000, the world's largest public companies' (May 15 2019), <https://www.forbes.com/global2000/#63e7ee3b335d>

The rankings of these packaging producers are based on their market share, as published in Citi GPS, 'Global Perspectives and Solutions, Rethinking single-use plastics: responding to a sea change in consumer behavior' (2018) <https://www.citivelocity.com/citigps/rethinking-plastics/>

The rankings of these retail companies is based on annual revenues as they were reported to the Ellen MacArthur Foundation or as published by *Forbes*, 'Global 2000, the world's largest public companies' (May 15 2019), <https://www.forbes.com/global2000/#63e7ee3b335d>

* RPC Group and Bemis are in scope through recent acquisitions by Berry Global and Amcor

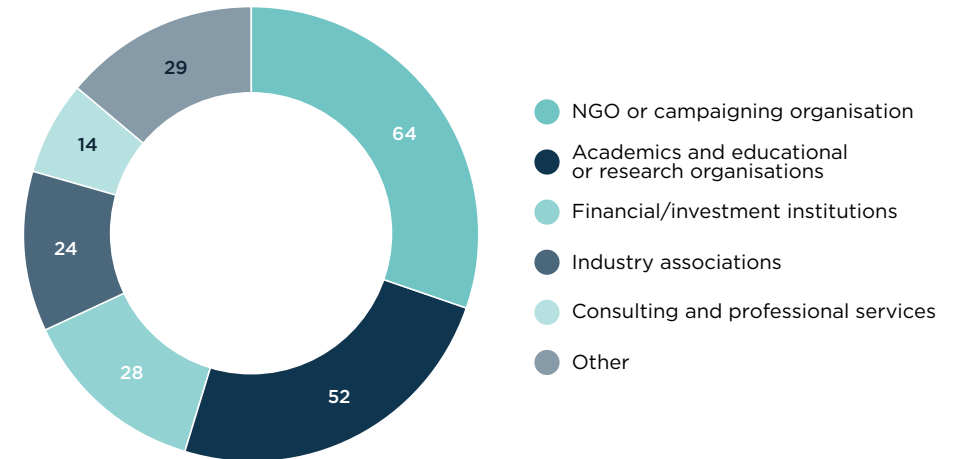
OVERVIEW OF GOVERNMENT SIGNATORIES



The government signatories group comprises 19 governments at national, sub-national, and local level, across five continents.¹⁹

In **Chile**, **France**, and the **United Kingdom** national initiatives were launched as part of the Ellen MacArthur Foundation's Plastics Pact network, which brings together key stakeholders at the national or regional level to implement solutions towards a circular economy for plastics. Each initiative involves a concrete set of 2025 targets for the country or region.²⁰

OVERVIEW OF ENDORSING SIGNATORIES



In addition to the business and government signatories, the Global Commitment has been endorsed by more than 200 other organisations and individuals. These endorsing signatories include some of the world's most influential institutions — such as **World Wide Fund for Nature (WWF)**, the **World Economic Forum**, the **Consumer Goods Forum**, the **C40 Cities Climate Leadership Group**, and the **International Union for Conservation of Nature (IUCN)** — as well as 50 universities, institutions, and academics.

The Global Commitment also includes 27 financial institutions that jointly represent USD 4 trillion of assets under management, including **Legal & General Investment Management**, the **European Investment Bank**, **BNP Paribas Asset Management**, and **Robeco**.


The vision is further supported by key influencers such as Ellen MacArthur (Founder, Ellen MacArthur Foundation), HSH Prince Albert II of Monaco, Frans Timmermans (Executive Vice-President, European Commission), Stella McCartney (Founder, Stella McCartney), Gonzalo Munoz (Co-founder, Sistema B International and B Lab Board Member), Julie Packard (Executive Director, Monterey Bay Aquarium), Wendy Schmidt (President, The Schmidt Family Foundation), Pavan Sukdhev (President, WWF International), Dominic Waughray (Head of Centre for Global Public Goods, Member of the Executive Committee, World Economic Forum), and others.²¹

SECTION 3: PROGRESS ACROSS THE SIGNATORY GROUP

This section presents insights and examples from across the signatory group. Individual signatory responses can be found in Part 2.

A.I.S.E., International Association for Soaps, Detergents and Maintenance Products • actiam • Adrian Dominican Sisters, Portfolio Advisory Board • AECOC • Afeka Institute of Circular Engineering and Economy • AGMPM (Association of the Greek Manufacturers of Packaging & Materials) • Ahold Delhaize • ALBEA • Algramo • ALPLA Werke Alwin Lehner GmbH & Co KG • Athilla Sustainable Ocean Fund • Amcor • American Liconice Company • ANIPAC • APK AG • APIM • Portuguese Marine Litter Association • AptarGroup Inc. • Aquapak Polymers Limited • Arca Continental • Archemics Ltd • Arup • As You Sow • Asia Pacific Waste Consultants (APWC) • Asociación Chilena para el Fomento de la Economía del Bien Común - (EBC) • Asociación Nacional de la Industria Química A.C. (ANIQ) • Associação para as Ciências do Mar - APCM • Atalay Atasu • Avespa • Bangor University • Barilla G. & R. Fratelli SpA • Baum und Pferdgarten • Bell Holding • Bella+Frank • Berkeley Center for Green Chemistry • Berry Global • bioMASON, Inc. • Biopak UK Ltd • BioPak Pty Ltd • Bioproducts Discovery and Development Centre (BDDC), University of Guelph, Ontario, Canada • BMO Global Asset Management • BNP Paribas Asset Management • Boomeria • Borealis AG • Boston Common Asset Management • Brightline Oy • Brunel Pension Partnership Ltd • Burberry Group plc • Burberry Material Futures Research Group from the Royal College of Art • Business in the Community • C40 Cities Leadership Group • Cabot Corporation • Californians Against Waste • Calouste Gulbenkian Foundation • CAPTURE • CarbonLITE Recycling • Carrefour • CBPAK Tecnologia S/A • Cedo • CEFLEX • CEMPRE Colombia - Compromiso Empresarial para el Reciclaje • China Plastic Recycling Association of China Resource Recycling Association • China Plastics Reuse and Recycling Association • Circular Economy Initiative at KTH Royal Institute of Technology (CE@KTH) • Circular Economy Innovation Centre - USP • CIRCULAR ECONOMY JAPAN • Circular Economy Leadership Coalition • Circular Sweden • Circularity Capital LLP • Circulate Capital • Circulo Verde • City of Austin • Clarmondial • Cleaning and Hygiene Suppliers Association • Closed Loop Partners • Coast Impact Fund • Coca-Cola FEMSA • Colgate-Palmolive Company • College of Design and Innovation, Tongji University • Commonsense • Congregation of St. Joseph • Constantia Flexibles • Core Capital Management LLC • Corn Refiners Association • Creolus • CSSA (Canadian Stewardship Services Alliance Inc.) • Cumapoli BV • CupClub Limited • Custompak Plastic Products 1997 Ltd • Danoes SIA • Daughters of Charity Province of St. Louise • Delphis Eco • Department of Economics and Management - Dipartimento di Scienze Economiche e Aziendali, University of Pavia • Detsak • Diageo • Digimarc Corporation • Dignity Health • Dr. Girma Zawdie • Dr. Alysia Garmulewicz, Professor, Universidad de Santiago de Chile • Dr. Carson Meredith • Dragon Rouge Limited • Dynapack Asia • Earthwatch Institute • Earthwise Group • ECOGESTUS, Waste Management Ltd • Ecoiberia Reciclados Ibericos SA • ECOPIXEL • Ecopod • ecostore • Ecosurety • Environment Global Facilities • Elemental Impact • ELISAVA Barcelona School of Design and Engineering • Encorp ENGEL Austria GmbH • Envases Universales de México • Enviro Pride • Environment Department, Ministry of Energy and Climate Change, Republic of Seychelles • EPRO European Plastics Recycling and Recovery Organisation • São Simão Ltda. • ESG Portfolio Management • Esility AB • Etos Sgr • Responsible Investments • European Investment Bank • European Recycling Industries' Confederation (EURIC) • EXCELRISE • Excess Materials Exchange • Exchange 4 Change Brasil • Faculty of Management, Law and Social Sciences, University of Bradford • Ferrero • Fifth Season Ventures • Flex Film International BV • Flexible Packaging Europe • Food & Consumer Products of Canada • FoodDrinkEurope • Footprints Africa • FORWARDone Venture Capital for Hardware • Foundation Recycol • FrieslandCampina Nederland B.V. • Full Cycle Bioplastics • Fundación Latinoamérica Verde • Futamura Group • GANNI • gDiapers • Generalitat de Catalunya • Gobierno de la Ciudad de Buenos Aires • Government of Chile • Government of Grenada • Government of Rwanda • Graham Packaging Company • Granta Design • Greco & Guerreiro • GreenBiz Group Inc. • GreenBlue and the Sustainable Packaging Coalition (SPC) • Greiner AG • GRID-Arendal • GW&K Investment Management • H. Ayuntamiento de Toluca • H&M Group • Henkel AG & Co. KGaA • Hera Group • Hermes EOS • Hi-Cone • High Speed Sustainable Manufacturing Institute (HSSMI) • HP Inc. • Husky Injection Molding Systems Ltd. • INCOM RECYCLE Co., Ltd, Beijing • Inditex • Indonesian Waste Platform • Indorama Ventures Public Company Limited • Industria Mexicana de Reciclaje S.A. de C.V. • ING • INGRUP • innocent drinks • Insuper Instituto de Ensino e Pesquisa • Institut für Kunststofftechnik • Institute for Integrated Quality Design (IQD), Johannes Kepler University Linz (JKU) • Institute of Development Studies • Institute of Technology Tralee • Instituto Italiano di Tecnologia • Inwrc • International Solid Waste Association • ISWA • International Union for Conservation of Nature (IUCN) • Internet Fusion Group • IWC Schaffhausen • iwrc • Jabli Packaging Solutions • JAMES CROPPER PLC • Jan Ravestijn Biomaterials Consulting • Jane Panty • JAVA MOUNTAIN COFFEE • Johnson and Johnson Consumer Keapad Kachi Patra Kashiakani Panchayat • Keep Scotland Beautiful • KEEP SWEDEN Tidy • Kellogg Company • Kempen • Keskitalo • Keurig Dr Pepper • Kiara S. Winans • Kidiuara • Kingfa Sci. & Tech. Co., Ltd. • Kimart Australia Limited • Koopala Packaging Ltd. • L'Oréal • L'OCOITANE on General Investment Technologies Europe BV • Life Cycle Initiative • Life Without Plastic • LIPOR - Intermunicipal Waste Management of Greater Porto, Portugal • LLUK • London Waste and Recycling Board • Loop • Loop Circular Economy Platform Ltd • Loop Industries • LPP • Man Group • MARE - Marine and Environmental Marks and Spencer plc • Mars, Incorporated • Material BA-Z, Centro Universitário Belas Artes de São Paulo • Material Economics • Matrix APA (UK) Ltd. • McDonough Innovation • Melco Resorts & Entertainment • MERA - The Association for Sustainable Manufacturing • Mercy Investment Services, Inc. • METRO AG • Ministry for the Environment New Zealand • Ministry of Environment and Energy Transition - Portugal • Ministry of the Environment (Peru) • Ministry of the Environment • Ministry of Natural Resources and Environmental Conservation • Ministry of the Environment • Mr. Green Africa • Cosmic Casas • National Geographic Partners, LLC • National Recycling Coalition • NATURA COSMETICS • Nature's Path Foods • NatureWorks • Nestlé • Netherlands Institute for Ltd. • Noble Environmental Technologies Europe BV • NorthEdge Capital • Notpla Limited • Nova School of Business and Economics • Novamont SpA • NOVAPET • Nuceria Group • Ocean Oceanographic Institute, Prince Albert II of Monaco Foundation • Okena Servicios Ambientales • Oliver Wyman • One Water • Open Systems Lab • Openbare Vlaamse Afval Maatschappij OVAM • Origin PepsiCo • Pernod Ricard • PetStar • Philips • Pick n Pay • Pinguimom • Plant Based Products Council • Plant Chicago • Plastic Bank Recycling Corporation • Plastic Collective • Plastic Energy • Plastic Odyssey • Holding GmbH & Co. KG • POSITIVA • Preserve • Prince Albert II of Monaco Foundation • Prof. Claudio Zera, Department of Finance, Bocconi University • Prof. Richard C. Thompson OBE • Professor Ioannis Ioannou • PROQUIMIA, S.A. • Provenance • PT Evogalia Karya Indonesia • Qualpac • Quantis • Ramani Narayan, MSU University Distinguished Professor • Rathbone Greenbank Investments • Ravensbourne University London - Fashion Department • RB, Re-Poly, Evertrak, QRS • RecyclePoints • Recycling Technologies • Rediscovery Centre • RE-Pack • Replenish Bottling LLC • rePurpose Global • RES Group • Reusable Packaging Association • Riversimple Movement Ltd • Robeco • Robert Lechmann, Professor and Director Emeritus of Polymer Science • Rodenburg Biopolymers • Royal Society of Chemistry • Planet Earth • Rubicon Global • S Group • SAMBITO • Samsung Samsong • São Paulo City Hall • Sarasin & Partners • SC Johnson • Schneider Electric • School of Management - Politecnico di Milano • Schwarz Group (Lidl & Kaufland) • Seabird Air Corporation • Seairous Business • Selfridges • Serioplast Global Services SpA • Shanghai Rendu Ocean NPO Development Center • SHAPES IN THE SAND • Sidel • Silgan Plastics • SIROLR • Sistama B International • Sky Group • Skyroom London Ltd • Smart Waste Portugal • Business Development Network • Solid Waste Association of North America • SONAE MC • Sostenibilidad 3R&E's • South Pole • Spadal • SPB • Spinlock • Splosh Ltd. • Stanley Black & Decker • Stella McCartney • Stora Enso • Suez • Superdry Plc • SUSTAIN • Sustainable Business Network • Sustainabilitycs • Svenskt Plastindustriförbundet (SPIF) • SWANIA • Swire Coca-Cola Ltd • SYSTEMIQ • Taiwan Circular Economy Network (循環台灣基金會) • Target Corporation • Target Australia Limited • TC Transcontinental • Termoencogibles, SA de CV • TerraCycle • Tetra Pak • The Association of Plastic Recyclers • The Better Packaging Co. • The Bio-D Company Ltd • The City of Copenhagen • The City of Ljubljana, Slovenia • The Clorox Company • The Club of Rome • The Coca-Cola Company • The Consumer Goods Forum • The Eric and Wendy Schmidt Fund for Strategic Innovation • The Faculty of Entrepreneurship & Innovation - VIA University College • The Finnish Innovation Fund SITRA • The Global Environment Facility • The Government of France • The Government of the United Kingdom • The Grameen Creative Lab • The Green Earth • The Institute for the Study of Science and Technology, National University of Quilmes (IESCT-UNQ) of Argentina • The Make-Cup Brand Make-Cup Concepts LLC • The Ocean Race • The Recycling Partnership • The Renewal Workshop • The RSA • The Wallon Government • Think Beyond Plastic • TIPA-Corp • TOMRA Systems ASA • Topolytics • TriCiclos • Trillum Asset Management • Tupaack Verpackungen Gessellschaft m.b.H • Tupperware • UCL • Ultra Capital • Uncover Skincare BV • Unilever • Universidade de Trás-os-Montes e Alto Douro • Universiteit Gent • University of Edinburgh • University of Northumbria, Newcastle • University of Portsmouth • UPM Rafalatac • Uppl UpCycling Plastic BV • ValGroup • Veolia • Verstraete in mould labels • Vert Asset Management • Vita BioEnergia Itda • Walmart Inc. • Warner Babcock Institute for Green Chemistry • Waste Ventures India Pvt Ltd. • Waste4Change • Water Unite • Werner & Mertz GmbH • Woolworths Holdings Limited • World Economic Forum • Worn Again Technologies • WRAP • WRAPTE International Ltd. • World Wildlife Fund (WWF) • Xiamen Luhai PPO-environment Inc. • Zero Waste Shop Moscow • Zespir Group Limited • Zevin Asset Management • ZigZag Global • n² = Plastic Pollution Prevention

Health •
Corporation •
Provenance • Legal &
Logoplaste • Loliware •
Sciences Centre [PORTUGAL] •
McCormick & Company Inc. •
Meu Copo Eco • Michigan State University •
of the Government of the State of Mexico • MIT
Multi-Color Corporation • Mundane Matters Pty Ltd • MYO
Sustainable Packaging • New Zealand King Salmon Company Ltd • Nextek
Plastic Solutions Network at Imperial College London • Ocean Remedy •
Materials • PA Consulting • PAC Worldwide • Paccor packaging solutions • Pack4Food •
Plásticos Compuestos S.A. • Plastics Forming Enterprises, LLC • Plastics Recyclers Europe • Poppelmann
Holding GmbH & Co. KG • POSITIVA • Preserve • Prince Albert II of Monaco Foundation • Prof. Claudio Zera, Department of Finance, Bocconi University • Prof. Richard C. Thompson OBE • Professor Ioannis Ioannou • PROQUIMIA, S.A. • Provenance • PT Evogalia Karya Indonesia • Qualpac • Quantis • Ramani Narayan, MSU University Distinguished Professor • Rathbone Greenbank Investments • Ravensbourne University London - Fashion Department • RB, Re-Poly, Evertrak, QRS • RecyclePoints • Recycling Technologies • Rediscovery Centre • RE-Pack • Replenish Bottling LLC • rePurpose Global • RES Group • Reusable Packaging Association • Riversimple Movement Ltd • Robeco • Robert Lechmann, Professor and Director Emeritus of Polymer Science • Rodenburg Biopolymers • Royal Society of Chemistry • Planet Earth • Rubicon Global • S Group • SAMBITO • Samsung Samsong • São Paulo City Hall • Sarasin & Partners • SC Johnson • Schneider Electric • School of Management - Politecnico di Milano • Schwarz Group (Lidl & Kaufland) • Seabird Air Corporation • Seairous Business • Selfridges • Serioplast Global Services SpA • Shanghai Rendu Ocean NPO Development Center • SHAPES IN THE SAND • Sidel • Silgan Plastics • SIROLR • Sistama B International • Sky Group • Skyroom London Ltd • Smart Waste Portugal • Business Development Network • Solid Waste Association of North America • SONAE MC • Sostenibilidad 3R&E's • South Pole • Spadal • SPB • Spinlock • Splosh Ltd. • Stanley Black & Decker • Stella McCartney • Stora Enso • Suez • Superdry Plc • SUSTAIN • Sustainable Business Network • Sustainabilitycs • Svenskt Plastindustriförbundet (SPIF) • SWANIA • Swire Coca-Cola Ltd • SYSTEMIQ • Taiwan Circular Economy Network (循環台灣基金會) • Target Corporation • Target Australia Limited • TC Transcontinental • Termoencogibles, SA de CV • TerraCycle • Tetra Pak • The Association of Plastic Recyclers • The Better Packaging Co. • The Bio-D Company Ltd • The City of Copenhagen • The City of Ljubljana, Slovenia • The Clorox Company • The Club of Rome • The Coca-Cola Company • The Consumer Goods Forum • The Eric and Wendy Schmidt Fund for Strategic Innovation • The Faculty of Entrepreneurship & Innovation - VIA University College • The Finnish Innovation Fund SITRA • The Global Environment Facility • The Government of France • The Government of the United Kingdom • The Grameen Creative Lab • The Green Earth • The Institute for the Study of Science and Technology, National University of Quilmes (IESCT-UNQ) of Argentina • The Make-Cup Brand Make-Cup Concepts LLC • The Ocean Race • The Recycling Partnership • The Renewal Workshop • The RSA • The Wallon Government • Think Beyond Plastic • TIPA-Corp • TOMRA Systems ASA • Topolytics • TriCiclos • Trillum Asset Management • Tupaack Verpackungen Gessellschaft m.b.H • Tupperware • UCL • Ultra Capital • Uncover Skincare BV • Unilever • Universidade de Trás-os-Montes e Alto Douro • Universiteit Gent • University of Edinburgh • University of Northumbria, Newcastle • University of Portsmouth • UPM Rafalatac • Uppl UpCycling Plastic BV • ValGroup • Veolia • Verstraete in mould labels • Vert Asset Management • Vita BioEnergia Itda • Walmart Inc. • Warner Babcock Institute for Green Chemistry • Waste Ventures India Pvt Ltd. • Waste4Change • Water Unite • Werner & Mertz GmbH • Woolworths Holdings Limited • World Economic Forum • Worn Again Technologies • WRAP • WRAPTE International Ltd. • World Wildlife Fund (WWF) • Xiamen Luhai PPO-environment Inc. • Zero Waste Shop Moscow • Zespir Group Limited • Zevin Asset Management • ZigZag Global • n² = Plastic Pollution Prevention



3.1 ELIMINATION OF PROBLEMATIC OR UNNECESSARY PLASTIC PACKAGING

Elimination of problematic or unnecessary plastic packaging through redesign, innovation, and new delivery models is a priority. While plastic brings many benefits, there are some problematic items on the market that need to be eliminated to achieve a circular economy, and sometimes plastic packaging can be avoided altogether while maintaining utility.

NEW PLASTICS ECONOMY VISION:

Elimination of problematic or unnecessary plastic packaging through redesign, innovation, and new delivery models is a priority.

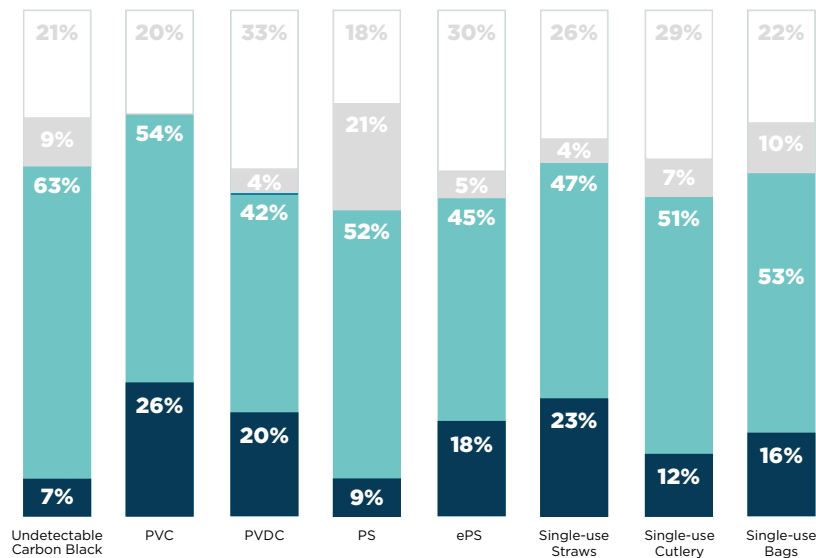
Elimination of the most commonly identified problematic plastic packaging categories is happening at scale.²²

Approximately 60% of packaged goods companies, retailers, and packaging producers that have, or have had, PS, ePS or PVDC in their portfolio, have eliminated or have concrete plans to phase out these materials from their portfolio.

For single-use straws, carrier bags and cutlery, and undetectable carbon black plastics, this is approaching 70%, while for PVC the proportion is as high as 79%.

ELIMINATION STATUS OF COMMONLY IDENTIFIED PROBLEMATIC CATEGORIES OF PLASTIC PACKAGING

The percentage of signatories that have eliminated or plan to eliminate these items (excluding those that never had them in their portfolio)



These figures illustrate that these items are widely identified as problematic and that phasing them out is not only possible but is gradually becoming the norm in the industry.

This will result in a significant reduction in the volumes of these items or materials. For example:

- **Nestlé** Dolce Gusto will eliminate carbon black coffee capsules by Q1 2020, representing 8,000 tonnes annually.
- **Danone** will eliminate all PVC from its packaging by 2021, a reduction of 7,500 tonnes annually.
- **FrieslandCampina**'s replacement of single-use plastic straws will eliminate 1,250 tonnes.

Some businesses have set high-level targets to reduce plastic packaging across their entire portfolio. Retailers **Lidl** (part of **Schwarz Group**) and **Kesko** have committed to reduce their use of own-brand plastic packaging by 20% by 2025, while **Apple** has committed to eliminate all plastic packaging from its portfolio.

11 government signatories are implementing legal and/or fiscal measures to stimulate the phasing out of commonly identified problematic packaging or products. This includes measures to significantly reduce or eliminate:

- Single use plastic bags — 11 government signatories, including the **Government of the United Kingdom**, where the charge on single-use plastic bags led to an estimated 90% reduction in their use by the main retailers; the **Government of Chile**, which estimates that its ban on plastic bags prevented 2.2 billion plastic bags from entering the economy in its first year; and the **City of Austin, TX**, whose Zero Waste Business Rebate programme will provide rebates to qualifying businesses for replacing single-use plastic bags with paper or reusable bags.²³
- Single use plastic straws — six government signatories, including the **Republic of Seychelles**, whose ban came into effect in July 2019, and the **Government of Chile**, which estimates its voluntary commitment and national campaign have prevented 18 million plastic straws a month from being placed on the market.²⁴



- Expanded polystyrene (ePS) cups and trays — three government signatories, including the **Government of Grenada**, which has taken a phased approach to ban all styrofoam food containers, and the **Ministry of the Environment Peru**, whose Plastics Law, enacted in December 2018, imposed a nationwide ban on expanded polystyrene containers for food or drink products for human consumption, alongside other single-use plastic items such as straws, bags and tableware.²⁵

There remains a significant opportunity for businesses to move beyond these commonly identified problematic items towards more fundamental, innovation-led elimination of packaging. A few signatories have started exploring innovation-led elimination, reducing the need for single-use plastic packaging through a fundamental rethinking of their approach to packaging. Examples include **Ahold Delhaize**'s use of dry-misting technology to keep fruit and vegetables fresh without the need for packaging and **Danone**'s launch of a new AQUA water bottle line without labels, where the logo is integrated into the bottle shape in Indonesia. Efforts like these will go beyond simple adjustments to packaging to consider redesign of elements of branding, supply chain, and even business models and products themselves.



3.2 MOVING FROM SINGLE-USE TO REUSE MODELS

The shift away from single-use plastics and towards reusable packaging is a critical part of the solution to eliminate plastic pollution. While improving recycling is crucial, we cannot recycle our way out of the plastic issues we currently face. Wherever relevant, reuse business models should be explored as a preferred option, reducing the need for single-use plastic packaging.

A framework to explore reuse opportunities, an outline of six major business benefits of reuse models, and 69 examples of reuse in action can be found in the Ellen MacArthur Foundation's REUSE book published in June 2019.

NEW PLASTICS ECONOMY VISION:

Reuse models are applied where relevant, reducing the need for single-use packaging

**There is evidence of significant early stage activity around reuse.**

A large number of packaged goods companies, packaging producers, and retailers (43 companies, or 36% of the group) are currently engaged in testing and piloting reuse business models across different markets and product types. For example:

- **Loop**, a shopping platform by **TerraCycle**, launched pilot programmes providing collection logistics systems for reusable packaging in France and the US in May. The pilots have seen participation from some of the world's largest consumer goods companies and retailers, including at least 10 Global Commitment signatories who will deliver reuse and refill trials through the platform.
- By 2025, **Mars, Incorporated** aims to have launched 10 reuse pilots to test new business models in different geographies and with different brands.
- **L'Occitane en Provence** has calculated that implementation of refill systems will enable it to reduce its global plastic use by 10% by 2021.
- **RePack**, whose reusable and returnable delivery packaging service is available in 50 web-stores in more than 14 countries, launched a pilot in the US and Canada in July 2019.
- In Chile, **Unilever** is partnering with **Algramo** to pilot an app-powered, intelligent dispensing system that uses electric tricycles to deliver to people's homes free of charge. Shoppers buy reusable containers and create an online account, which manages credits for refilling and stores loyalty rewards for reusing packaging that can be recouped from the dispensing machines.

There are a number of examples of scaled reuse models, as well as reports of strong sales growth for current reuse offerings:

- In Brazil, **The Coca-Cola Company** invested USD 25 million to design reusable PET bottles and USD 400 million in expanding reuse infrastructure, to fulfill its aspiration to scale up reusable packaging to 50% by 2030 in Brazil, up from the current 20%.



- **PepsiCo** acquired SodaStream, an alternative delivery mechanism for sparkling water using reusable bottles, for USD 3.2 billion, which, through expansion of the business, should lead to an estimated 67 billion plastic bottles being avoided cumulatively through 2025.



- **Danone** uses reusable containers and jugs to deliver its water, which constitutes approximately 50% of its plain water business volume.
- Packaging producer **Amtcor's** sales of reusable and refillable PET containers in markets where refill programs exist have doubled in the last two years.
- **Bio D**, which offers its products in large sizes to allow retailers to set up refill stations, saw an increase of 52% in its refill sales in 2018.

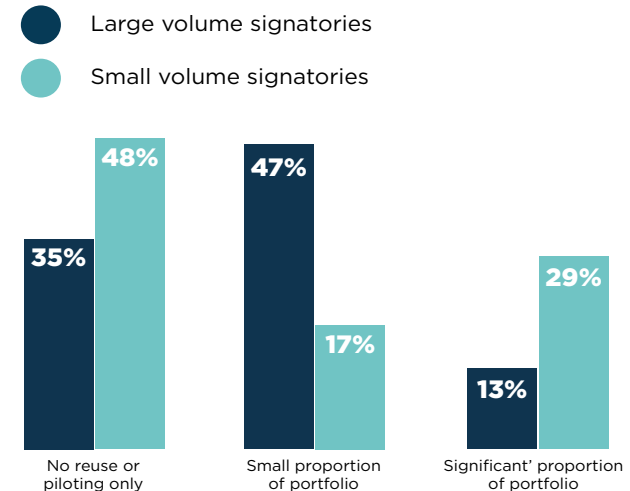
A range of levers are being used by government signatories to drive change towards more reuse, including Extended Producer Responsibility legislation, funding for pilot schemes and public procurement policies, as well as public awareness campaigns.

- **The Government of Chile's** current draft EPR regulation incentivises reusable packaging by excluding it from the EPR obligation and allowing producers switching to reusable packaging to apply to receive a discount on the amount they will need to pay to Producer Responsibility Organisations.²⁶
- **The Scottish Government** in the **United Kingdom** is working with Zero Waste Scotland to deliver a series of projects that eliminate single-use items and explore reuse models, with a total of up to GBP 500,000 available for pilot projects.
- **The Welsh Government** in the **United Kingdom** committed to becoming the World's first 'Refill Nation' in 2018. At the time, Wales only had two public water refill stations, it now has over 1,000 across Wales with schemes operating in many towns and cities.

Despite this progress, reuse models still represent a small part of the total packaged goods market today, and a significant untapped opportunity. The proportion of signatories' packaging reported to be reusable, by weight, is currently less than 3%. While this metric is far from perfect (see next point), it does indicate that reuse business models still represent a minor part of the total packaged goods market today. In addition, of all packaged goods companies, packaging producers, and retail and hospitality companies, just 21% (25 businesses) indicated they currently have reuse models in place across a 'significant proportion' of their portfolio — with the majority of these small companies and startups.²⁷ 36% of the group (43 businesses) reported that they are yet to start identifying reuse opportunities in their portfolio.

STAGE OF ENGAGEMENT WITH REUSE MODELS - PACKAGED GOODS COMPANIES, PACKAGING PRODUCERS AND RETAILERS

Percentage of signatories at each stage (most advanced stage reported)



There is currently no established industry-wide metric against which to measure progress on reuse. The metric of proportion of packaging, by weight, has severe limitations as it does not account for the fact that reusable packaging is used multiple times, and hence tends to underestimate the proportion of reuse models. Some signatories have made efforts to measure their progress or set concrete targets on reuse models — for example, through quantifying the numbers of pilots, share of units sold in reuse models, share of products for which refill options are offered, estimated single-use volumes avoided, or even through (virgin) plastic reduction targets with reuse as one of several levers to achieve these. To date there is no single metric that appropriately captures reuse adoption across a wide variety of businesses and product groups.



100%

3.3 REUSABLE, RECYCLABLE OR COMPOSTABLE BY DESIGN

In a circular economy, every unit of packaging should be recyclable or compostable and, where possible, also reusable. Achieving this requires a combination of redesign and innovation in business models, materials, packaging design, and reprocessing technologies. Designing packaging to be reusable, recyclable or compostable (which is the focus of this section) is a crucial first step towards ensuring it is effectively reused, recycled or composted in practice (the focus of the next Section 3.4).

NEW PLASTICS ECONOMY VISION:

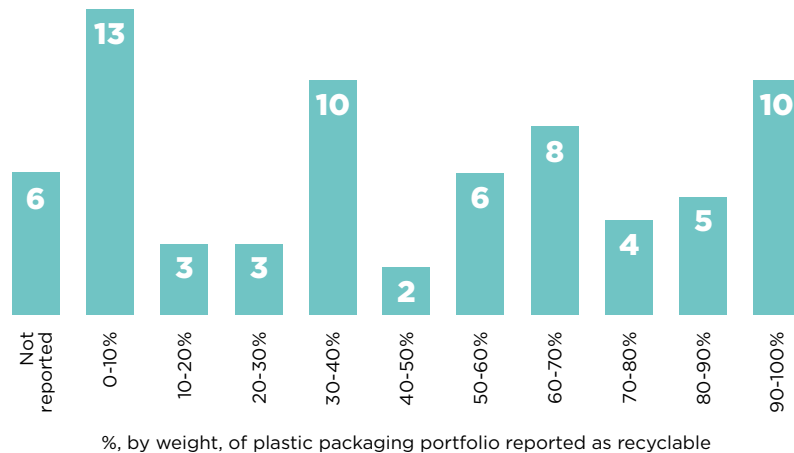
All plastic packaging is reusable, recyclable, or compostable by design

Based on current estimates, around 60% of signatories' plastic packaging, by weight, has been designed to meet the ambition of being reusable, recyclable or compostable in practice and at scale, with <3% reusable, ~60% recyclable and <1% compostable.²⁸

The current levels of reusable, recyclable or compostable plastic packaging vary widely across signatories. Companies with a large share of bottles in their portfolio tend to have significantly higher percentages than companies with mixed or more complex packaging portfolios. And in general, rigid plastic packaging is currently more recyclable than flexible plastic packaging.²⁹ The chart below illustrates the wide spread of recyclability percentages across the signatories.

SPREAD OF REPORTED RECYCLABILITY PERCENTAGES

Number of large* packaged goods companies, packaging producers, retailers and hospitality providers



*Excludes signatories reporting annual plastic packaging volumes less than 10,000 tonnes

Assessing recyclability and compostability in the Global Commitment

The definitions used by Global Commitment signatories to assess what proportion of their portfolios are recyclable or compostable are more stringent than most other definitions. The signatories' commitment to 100% reusable, recyclable or compostable plastic packaging by 2025 is based on definitions that ask signatories to go beyond designing packaging for the technical possibility of recycling or composting, by asking that recycling or composting is proven to work 'in practice and at scale' for any given packaging design. The suggested thresholds to prove it works 'in practice and at scale' are: 30% recycling/composting rate achieved across multiple regions, collectively representing at least 400 million inhabitants.

The 'in practice and at scale' requirement results in some signatories reporting low or moderate recyclability percentages today. However, these definitions set a clear 2025 ambition level. Working towards this level of ambition and creating transparency on current recyclability percentages demonstrates the commitment of signatories to drive change at scale.

It should be noted that recyclability and compostability percentages reported as part of the Global Commitment are not comparable to assessments and claims of recyclability made elsewhere. They should therefore not be compared to any numbers previously published by signatories, or non-signatories, using different definitions. The definitions of recyclability and compostability used in the context of the Global Commitment are designed to be applied at a global level and are not linked to any specific geographical area, local context or regulations, or on-pack recyclability or compostability labels.

More detail is provided on the definitions used by Global Commitment signatories [here](#).

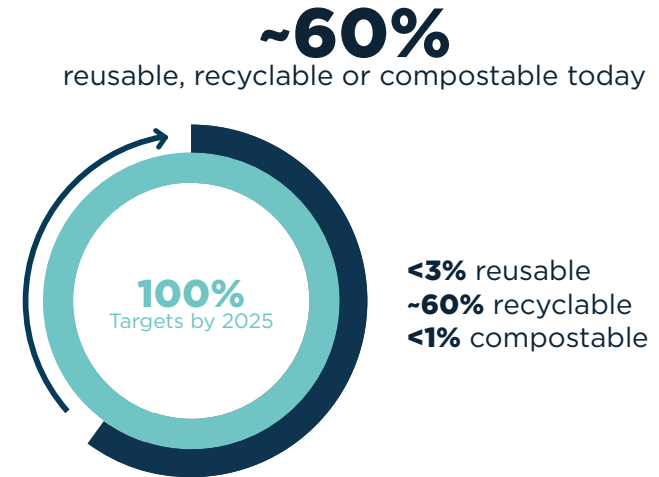


Many signatories reported efforts to change the design of their packaging to increase recyclability. This has included replacing certain hard-to-recycle materials and formats, investing in research into alternatives, and introducing new packaging design guidelines. For example:

- **Carrefour** has partnered with Systeme U, **Veolia** and its own-brand product suppliers to find alternatives to non-recyclable packaging formats including biscuit sachets, triangle sandwich trays, and chips sachets, with the first pilots from this collaboration due to launch in early 2020.
- **Colgate-Palmolive Company** reported over 200 projects underway which are expected to transform its packaging portfolio in 2019 and 2020. These include transitioning from opaque to clear PET bottles, redesigning multi-material films and improving recyclability of dispensing systems.
- **Greiner AG** is evaluating the use of digital watermarks to help sorting plants detect its products.
- The **Nestlé** Institute of Packaging Sciences, which will employ around 50 people, opened in Switzerland in September 2019 and is collaborating with industrial partners to develop new packaging materials and solutions.
- To meet its commitment, **Albéa** has developed strategic product roadmaps for every product category and end-market. It also launched the Circular Beauty initiative, bringing together stakeholders to help define new rules for cosmetic packaging, to ensure the industry moves from ‘technically reusable or recyclable’ to ‘effectively reused or recycled’ packaging.

For packaging to be considered recyclable or compostable under the Global Commitment (see the ‘Assessing recyclability and compostability in the Global Commitment on page 35) it must be proven to work ‘in practice and at scale. This means that it will take time before some of these redesign efforts have an impact on the reported percentages. However, it is important to recognise these efforts as they are necessary steps to improve the percentages over time.

ESTIMATED PERCENTAGE OF PLASTIC PACKAGING WEIGHT REUSABLE, RECYCLABLE & COMPOSTSTABLE



The share of reusable packaging is at <3% of signatories’ volumes by weight placed on the market annually. For more detail on progress on reuse, see Section 3.2.

A very small proportion (<1%) of signatories’ plastic packaging has been reported to be compostable in practice and at scale.

This is both because compostable plastic packaging is mainly used by signatories for targeted applications only, and because the definition of compostability used in the Global Commitment goes beyond meeting international compostability standards, to require proof that it will work in practice and at scale. Today, the infrastructure needed to effectively collect and compost these items at scale is not established in most places in the world.



Government signatories are taking forward proposals for legislation to incentivise the use of reusable, recyclable, or compostable plastic packaging through extending producer responsibility, invoking the ‘polluter pays’ principle. For example:

- The **Government of the United Kingdom** consulted in 2019 on a policy to extend producer responsibility for packaging, meaning that producers will pay the full net costs of managing packaging waste at end of life. A reformed system is expected to be operational in 2023.
- The **Ministry for the Environment New Zealand** is currently consulting on a proposal to set a framework for co-design of product stewardship schemes that would make producers responsible for specified problematic products, including packaging, at the end of life, with expectations that the schemes will be implemented in 2021.

The commitment of signatories to make all packaging reusable, recyclable or compostable by 2025 is a necessary first step, but equally it is not an end goal in itself. The target state to aim for is one in which all packaging, in all markets where it is sold, is actually reused, recycled or composted in practice. Signatories’ efforts to help establish the necessary infrastructure to collect, sort, and effectively reuse, recycle or compost plastic packaging are described in the next series, 3.4.



3.4 REUSE, RECYCLING OR COMPOSTING IN PRACTICE

Designing all packaging to be reusable, recyclable or compostable (the focus of the previous section) is a necessary first step, but a circular economy is only realised if packaging is actually reused, recycled or composted in practice. Next to circular packaging design, this requires the necessary systems to be in place to collect, sort, and effectively reuse, recycle or compost the packaging. This section focuses on signatories' efforts and commitments to put these systems in place.

NEW PLASTICS ECONOMY VISION:

All plastic packaging is reused, recycled or composted in practice

Recycling signatories have committed to increasing their collective processing capacity by more than four times between now and 2025.

For signatories with established recycling businesses, this translates to an estimated increase in recycling capacity of 3.0 million tonnes, up from 0.8 million to a total of 3.8 million tonnes.³⁰ In addition to this, plastic producers **Borealis** and **Indorama Ventures** have committed to increase recycled content in their products to 350,000 tonnes and at least 750,000 tonnes (a seven-fold increase) respectively, which will include significant increases in recycling capacity. Recycling solutions provider **Tomra** has set a target for its customers to sort more than 8 million tonnes of plastic annually with its sensor-based technology by 2025.

Signatories across different parts of the plastics value chain are investing in infrastructure to increase recycling capacity globally.

- **Suez** reported that in 2020 it will begin commissioning for a new 30,000-tonne capacity recycling plant in Thailand.
- Packaging producer **ValGroup** has reported substantial investments in its plants that will add more than 90,000 tonnes of recycling capacity annually across Brazil, Mexico, and Spain.
- As part of its USD 1.5 billion investment in growing its use of recycled content, plastic producer **Indorama Ventures** started, in 2019, the commercial production of 100% rPET pellets in Europe, with expectations that the initial annual capacity of 16,000 tonnes will be quickly exceeded as expansion/acquisition plans are developed.
- **Industria Mexicana de Reciclaje** has invested USD 1.5 million to improve its recycling facility.
- Kenya-based **Mr Green Africa** has invested USD 0.75 million in new machinery to boost local post-consumer recycled content take-off.

Innovation activity will improve the quality of output that can be achieved via mechanical recycling, including from mixed plastic waste streams. In 2019 **PetStar** gained a Cradle to Cradle certification for a recycled PET resin — the first PET recycled resin to achieve this — while **APK** is now focusing on scaling a technology which generates pure re-granulates, with a quality comparable to virgin

plastics, from complex and mixed plastic waste streams that are typically incinerated or ‘downcycled’ today. **Veolia** has invested in research into how robotics, artificial intelligence and digitalisation can be incorporated into recycling tools to enable recycling of complex or mixed plastic.

Signatories are also exploring new technologies that drive improvements in sorting solutions. A notable milestone in this area is **Digimarc Corporation’s** proof-of-concept for using digital watermarking for sorting plastics in mixed waste as part of Project HolyGrail.³¹ **Tomra** is also investing in sorting solutions innovation, including using ‘Sharp Eye’ technology to improve sorting resolution and Laser Object Detection (LOD) to improve object recognition.

Some signatories are taking early steps to explore chemical recycling. On the demand side, this includes **Mars, Incorporated**, which, in 2019, launched a Chemical Recycling Taskforce to evaluate the viability of the technology achieving scale, alongside the environmental, social, and financial impact, and regulatory and food safety considerations. In addition, **Schneider Electric** is aiming to procure high-quality chemically recycled plastic for its electrical products. Developments on capacity growth were reported by **Plastic Energy**, which has signed agreements to build plants with capacity to process 20,000-25,000 tonnes of plastic annually. **Indorama Ventures** will, in 2019, begin manufacturing PET resin using chemically recycled monomers from post-consumer material with an initial annual capacity of 10,000 tonnes, and ‘significant plans to expand this process’ to be developed. **Recycling Technologies** is operating a pilot Beta Plant in the UK for R&D, training, and trialling the chemical processing of mixed plastic waste into feedstocks for new materials. Finally, in an Ellen MacArthur Foundation-facilitated collaborative project, Global Commitment signatories **Schneider Electric** and **UPM Raflatac**, together with other businesses, started to outline the principles of a mass balance based system to account for chemically recycled content, with the aim of informing the development of a rigorous, globally recognised standard.³²


Through Plastics Pacts, several government signatories are collaborating with industry and other stakeholders to reach specific 2025 recycling rate targets. These represent significant increases on today’s levels and an acceleration of progress compared to previous years. The **United Kingdom** Plastics Pact aims to effectively recycle



70% of all plastic packaging in the country by 2025. In France, they are aiming for 60% by 2022 and in **Chile** the aim is to be effectively recycling one third of plastic packaging by 2025.

Government signatories are also driving improvements in collection and recycling through investment in infrastructure and taking steps to implement deposit return schemes:

- The **Government of the United Kingdom** is investing around GBP 2.9 billion to support local infrastructure for waste collection and recycling through public-private finance initiatives. It will be introducing deposit return schemes for single-use drinks containers that will reward people for bringing back their bottles. A consultation on proposals was launched earlier in 2019.
- The **Walloon Government** in Belgium reported that by 2021 six new recycling plants will be created in its region with the capacity to recycle more than 150,000 tonnes of plastic per year and involving a EUR 120 million investment.
- In July 2019, the **Ministry for the Environment New Zealand** announced NZD 3 million investment for an infrastructure project that will provide further capability for reprocessing of PET plastic into 100% rPET food-grade packaging.
- **The Scottish Government** in the **United Kingdom** is aiming to introduce a deposit return scheme for drinks containers in 2021 and reported an investment of GBP 1.7 million in Project Beacon for a recycling plant capable of recycling all plastic types, which should be operational in 2020.
- The **Ministry of Environment and Energy Transition of Portugal** has set a target of a 90% collection rate of PET bottles by 2025 and is preparing government-level support for a move towards deposit return schemes and a related pilot programme.
- A pilot project run by the **Government of Catalonia** in Spain has looked to eliminate single-use plastic bags in an entire city by making compostable and reusable bags available instead, with the ultimate goal of enhancing the quality and quantity of compost. Five months after launching the project, the share of compostable bags in the local composting plant had increased from 20% to 60%, and the resulting compost was rated as class A, suitable for organic farming.



3.5 DECOUPLING FROM THE CONSUMPTION OF FINITE RESOURCES

Moving towards a circular economy for plastic packaging includes, over time, decoupling from finite (fossil) resources. This is achieved first and foremost by drastically reducing the need for virgin plastics through dematerialisation, reuse, and use of recycled content, and then, over time, by switching any remaining virgin inputs to renewable feedstocks that are proven to come from responsibly managed sources and to be environmentally beneficial.

NEW PLASTICS ECONOMY VISION:

The use of plastic is fully decoupled from the consumption of finite resources



Major global businesses have started to set explicit targets to reduce their use of virgin plastics in absolute terms. Unilever and Mars, Incorporated announced targets to reduce, by 2025, their usage of virgin plastics in their packaging by 50% and 25% respectively versus today's tonnages, with **PepsiCo** doing the same for its beverage business (20%). These reductions will in general be achieved through a dual strategy combining both elimination of the plastics we don't need through innovation and reuse, and increasing recycled content for those plastics we do need. **Unilever** made this dual strategy explicit, by setting a target to reduce its overall use of plastic packaging by more than 100,000 tonnes by 2025 through, among other strategies, reuse, refill, and packaging-free solutions, with the remaining virgin reduction to be achieved through the increased use of recycled content. Retailers Lidl (part of **Schwarz Group**) and **Kesko** combine a commitment to reduce their use of own-brand plastic packaging by 20% by 2025 with a recycled content target. **Apple** has committed to fully eliminate all plastic packaging from its portfolio. While all Global Commitment signatories have targets on recycled content (see below), and committed to take action on elimination and reuse, so far few have quantitative targets to reduce (virgin) plastic packaging in absolute terms.

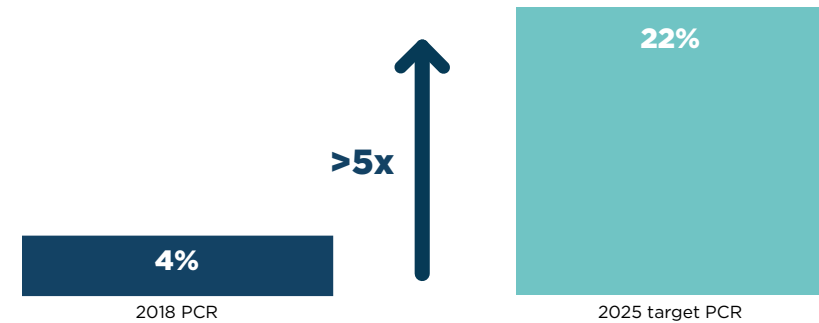
The 2025 recycled content targets of signatories are a major step up compared with their current baseline and the global average.

Packaged goods companies and retailers are targeting an average of 22% post-consumer recycled content — five times their current average of 4.4% and ten times the estimated global average. Plastic packaging producer signatories have committed to increase their recycled content from 6.8% to 18% by 2025.

Some packaged goods companies and packaging producers are going further, with 51 businesses having set targets of 30% or more, including large players such as **Diageo, Excelrise, FrieslandCampina, Greco & Guerreiro, Innocent Drinks, L'Occitane en Provence, L'Oréal, Logoplaste, Marks and Spencer Plc, Mars, Incorporated, Natura Cosmetics, Paccor Packaging Solutions, Termoencogibles SA de CV** and **Woolworths Holding Limited**. And including **Werner & Mertz, rPlanet Earth** and **IWC Schaffhausen** committed to achieving 100% recycled content.

POST-CONSUMER RECYCLED (PCR) CONTENT IN PACKAGING

Weighted average of packaged goods company and retailer signatories



The total demand for recycled content by brand, retailer, and packaging producer signatories in 2025 is projected to exceed 5 million tonnes, an increase of more than 3.6 million tonnes from their 2018 baseline. This combined commitment, unprecedented in its ambition to recycle plastic back into plastic packaging, provides a clear demand signal for increased investment in high-quality recycling. In addition, this projected total demand is equivalent to keeping 25 million barrels of oil in the ground every year. The greenhouse gas emissions avoided by using this quantity of recycled instead of virgin plastics are equivalent to permanently removing 1.7 million cars from the road.

Leading plastic producers are also committing to shift from a business model exclusively based on the extraction of finite resources to one based on the circulation of resources. Borealis and Indorama Ventures have committed to increase their recycled content volumes to 350,000 tonnes and at least 750,000 tonnes (a seven-fold increase) respectively. **Indorama Ventures** recently pledged USD 1.5 billion of investment towards achieving this target.

Progress towards recycled content targets is being made. Based on a group of 52 companies that opted to report both latest and prior year data on their incorporation of post-consumer recycled content, the percentage of recycled content increased by an average of 23%, from 5.0% to 6.1%, between 2017 and 2018.³³


The use of recycled content is also being stimulated by governments. This includes the implementation of post-consumer recycled content minimum thresholds and EPR regulation:³⁴

- The **Government of the United Kingdom** will be introducing a tax on plastic packaging that contains less than 30% recycled content from April 2022.
- The **Government of Chile**'s EPR packaging regulation mandates that the incorporation of recycled material in packaging should be taken into consideration to modulate the tariff that the Producer Responsibility Organisations (PROs) charge to producers.
- The region of **Government of Catalonia** in Spain has established specific subsidy calls to help the industry to increase consumption of recycled materials, through research and innovation projects that are partly funded by landfill and incineration taxes for municipal and industrial waste.

Compostable plastic producers are also decoupling from finite resources, reporting an average of 62% renewable content used, and an average of 42% of renewable content from responsibly managed sources.³⁵ Companies such as **NatureWorks** produce bio-based plastics using 100% renewable feedstock. The renewable sources used by compostable plastic producers include: side streams from the potato chips industry and fibres from agricultural side streams (**Rodenburg Biopolymers**); mixed organic waste materials (**Full Cycle Bioplastics**); and a combination of lignin (a byproduct of the paper and biofuel industry) and other bio-based and/or biodegradable co-polymers (**Mobius**).

70 packaged goods companies and retailers opted to report renewable content in their plastic packaging to the Ellen MacArthur Foundation, reporting an average of 1% renewable content, amounting to around 240,000 tonnes. In an effort to decouple its material sourcing from finite resources **L'Oréal** has set itself the ambition to ensure that 50% of its plastic packaging will not be made from virgin fossil-based plastics by 2025, by exploring the use of renewable content on top of its 40% post-consumer recycled content target by 2025.

Over **5 million tonnes** of demand for recycled content by 2025 — equivalent to:





3.6 TRANSPARENCY

Promoting transparency on signatories' commitments, as well as the actions they take and their progress towards achieving them, sits at the heart of the Global Commitment. This is achieved not just through the public disclosure of targets and progress towards them — both qualitative and quantitative — but also through providing common definitions and clear and consistent presentations of data.

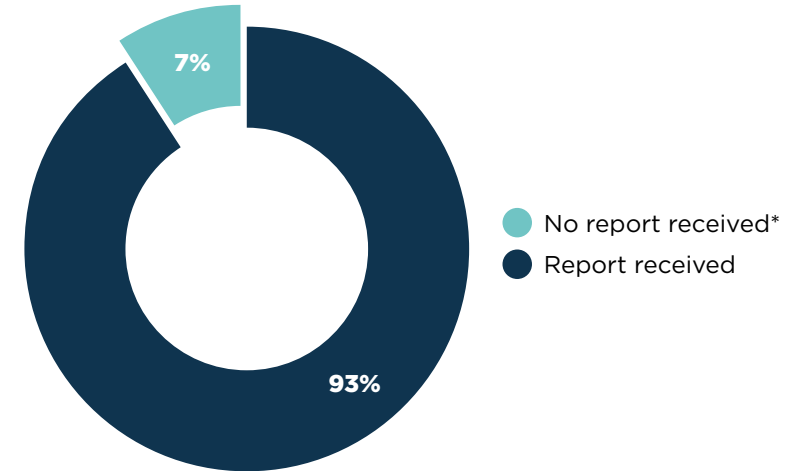
This report sets a clear baseline for measuring progress towards a circular economy for plastics. In this report, for the first time, 176 businesses across the value chain (93% of the 189 eligible to report) and 14 governments (88% of the 16 invited to report) have disclosed progress against published targets to help build a circular economy for plastics based on a common commitment framework, using common definitions, and working towards a common vision.³⁶ As the first progress report, it provides transparency on initial actions signatories have taken against their commitments and sets a quantitative baseline against which progress can be measured over the period until 2025.

New quantitative metrics on plastics usage are being reported across the group for the first time, including the percentage of plastic packaging volumes that are reusable, recyclable or compostable, and the percentage of post-consumer recycled content used in plastic packaging.³⁷

In particular, the Global Commitment reporting process is driving greater transparency on recyclability and compostability of plastic packaging by using definitions that go beyond mere technical possibility of recycling or composting and asking for recyclability and compostability to be proven to work in practice and at scale. For more detailed insights on transparency on recyclability and compostability, see Section 3.3.

Signing up to the Global Commitment has led many signatories to assess how much, and what sort of, plastic packaging they use for the first time. While a number of more advanced signatories have had a clear picture of the breakdown of their plastic packaging usage for some time, a large proportion have not historically tracked the quantity and types of plastics used in their packaging across their entire portfolio. This process has driven important transparency and understanding of plastics usage within these organisations internally, and has stimulated and informed the development of new and concrete plans, roadmaps, and innovation agendas aimed at meeting the 2025 targets. For example, **Nestlé** and **L'Occitane** have published a list of materials they plan to eliminate and by when.

PROPORTION OF SIGNATORIES REPORTING
% of government and business signatories eligible to report



**No report had been received at the time of publication of this report*

On top of reporting on progress and actions, 29% of packaged goods companies, packaging producers, and retailers and hospitality providers reporting (34 in total) have created transparency on their plastic usage by disclosing their total plastic packaging volumes in metric tonnes. Jointly, they reported annual volumes of plastic packaging in excess of 9 million metric tonnes.

Some signatories have gone further on disclosure by creating transparency on their plastics footprint beyond total volumes.³⁸ **Danone** published a split of its packaging portfolio by material and packaging type, **Nestlé** published a split by polymer type, and **The Coca-Cola Company** provided transparency on the number of units they sell.

PART 1: ENDNOTES

- 1 Business signatories that joined the Global Commitment after 1st June 2019 were not asked to report. Progress reports were not received at the time of completion of this 2019 progress report from 7% of the business signatories eligible to report, representing <1% of total plastic packaging volumes: Biopac UK Ltd; CupClub Limited; Ecopod; PT Evogaia Karya Indonesia; Fifth Season Ventures; LLUK; MIWA (Mlinimum WAstE); Vita BioEnergia Ltda; Re-Poly, Evertrak, QRS; RecyclePoints; Riversimple Movement Ltd; Splosh Ltd; and Worn Again Technologies.
- 2 Government signatories that joined the Global Commitment after 1st June 2019 were not asked to report. Progress reports from signatories Government of France and the City of Copenhagen were not received at the time of completion of this 2019 progress report.
- 3 Larger signatories are in this case defined as those producing or using volumes of plastic packaging in excess of 10,000 tonnes per year.
- 4 More information on the definitions for reusable, recyclable and compostable used in the Global Commitment is provided in the Glossary and in Section 3.3.
- 5 The United Kingdom Plastics Pact aims to effectively recycle 70% of all plastic packaging in the country by 2025, in France, they are aiming for 60% by 2022 and in Chile the aim is to be effectively recycling one-third of plastic packaging by 2025.
- 6 Signatories with established recycling businesses will increase their collective recycling capacity by 3.0 million tonnes, up from 0.8 million to a total of 3.8 million tonnes. 'Established' recycling businesses refers to those who reported a current recycling capacity of at least 50 tonnes per annum.
- 7 Closed-loop recycling for plastic packaging estimated at 2%. Source: Ellen MacArthur Foundation, *The New Plastics Economy: Rethinking the future of plastics*, 2016.
- 8 Weighted average based on a group of 23 businesses that as well as the 2018 percentage also reported the 2017 percentage.
- 9 Producing 1 tonne of recycled plastic saves five barrels of petroleum and the equivalent of 1.6 tonnes of CO₂. Source: Suez, <https://www.suez.com/en/our-offering/businesses/what-are-you-looking-for/resources-management-consulting/introduce-more-recycled-plastics-into-your-production>
- 10 Based on an average net CO₂ saving from recycling plastic of 1.5 tonnes CO₂ equivalent per tonne. Sources: Suez website (2019), www.suez.com; WRAP, *Realising the value of recovered plastics, market situation report, 2007*.
- 11 Only signatories that joined the Global Commitment before 1st June 2019 have been invited to submit data for this report.
- 12 See Section 2 for more information on signatories.
- 13 As a result of the timing of the reporting cycle, the majority of reports provided by signatories for this report cover one year of quantitative data for 2018 (prior to their participation in the Global Commitment).
- 14 More details on the rankings used are provided on the following page.
- 15 Walmart Inc., Schwarz Group, Carrefour, Target, and Ahold Delhaize are signatories of the Global Commitment.
- 16 Veolia and Suez are signatories of the Global Commitment.
- 17 Nestlé, Pepsico, Unilever, The Coca-Cola Company, L'Oréal, and Mars, Incorporated are signatories of the Global Commitment.
- 18 Amcor, Sealed Air Corporation, ALPLA Group, Aptargroup Inc., and Berry Global are signatories of the Global Commitment, and through recent acquisitions by Berry Global and Amcor, RPC Group and Bemis are also included.
- 19 The full list of government signatories can be found in the appendix of this report. Government signatories that joined the Global Commitment after 1st June 2019 were not asked to report. Progress reports from government signatories France and the city of Copenhagen were not received at the time of completion of this 2019 progress report.
- 20 More information about the Plastics Pact is available at: <https://newplasticseconomy.org/projects/plastics-pact>
- 21 The Global Commitment open letter can be read at: <https://newplasticseconomy.org/about/open-letter>
- 22 The percentages that follow are based on the conservative assumption that all signatories that did not respond do have these items in their portfolio.
- 23 The full list of governments who reported measures on single-use plastic bags is: City of Austin, TX, US; Environment Department, Ministry of Environment, Energy and Climate Change, Republic of Seychelles; Government of Chile; Government of Grenada; Government of Rwanda; Ministry for the Environment New Zealand; Ministry of Environment and Energy Transition of Portugal, Ministry of the Environment Peru; the Scottish Government; the Walloon Government; and the Government of the United Kingdom.
- 24 The full list of governments who reported measures on single-use plastic straws is: City of Austin, TX, US; Government of Chile; Environment Department, Ministry of Environment, Energy and Climate Change, Republic of Seychelles; São Paulo City Hall; Ministry of the Environment Peru; and the Government of the United Kingdom.
- 25 The full list of governments who reported measures on ePS cups and trays is: City of Austin, TX, US; Government of Grenada; and Ministry of the Environment Peru.
- 26 The final regulation is expected to be approved in 2019.
- 27 Of the 25 companies with reuse models in place across a 'significant proportion' of their portfolio, only seven use/produce relatively high volumes of plastic packaging (>10,000 tonnes annually), while 14 (58%) use/produce only a small amount of plastic packaging (<1,000 tonnes annually).
- 28 Signatories were given the option to postpone public reporting on recyclability and compostability percentages. This recognises the significant time and effort required to assess entire plastic packaging portfolios against these definitions for the first time. Nearly all signatories have confidentially submitted their initial calculation of percentages to the Foundation, and some have opted to publish these percentages in this report. The publication of final percentages for all signatories will happen, for the first time, in 2020, once signatories have been given time to refine and revise their initial calculations. As a result of this, the aggregate percentages provided in this report should be considered interim estimates.
- 29 Given the weight of rigid plastic packaging compared to flexible packaging, the overall percentage that is recyclable could be expected to be significantly lower on a percentage of units basis.
- 30 'Established' recycling businesses refers to those who reported a current recycling capacity of at least 50 tonnes per annum.

- 31 A cross value chain collaboration project under the Ellen MacArthur Foundation's New Plastics Economy initiative: <https://www.newplasticseconomy.org/assets/doc/Holy-Grail.pdf>
- 32 The 'Co.Project' of the Ellen MacArthur Foundation's CE100 Network's paper proposing a mass balance approach can be read here: <https://www.ellenmacarthurfoundation.org/assets/downloads/Mass-Balance-White-Paper.pdf>
- 33 Weighted average.
- 34 Extended Producer Responsibility. See the Glossary for a definition.
- 35 In order to avoid unintended consequences it is important to ensure that for all renewable feedstock responsible sourcing and regenerative agricultural principles are applied (taking into account the impacts of the agricultural processes, including land use, and any impact on food security and biodiversity). To the Foundation's knowledge, at the date of publication, no comprehensive and widely accepted definition, standard or certification scheme for responsibly managed sources exists. As a result of this, signatories reporting against commitments on renewable content from responsibly managed sources used their own definitions and were asked to report how they determined which of their feedstocks are from responsibly managed sources. The development of a comprehensive and widely accepted definition, standard or certification scheme for responsible management is encouraged to ensure a clear framework for related commitments and actions.
- 36 Business signatories that joined the Global Commitment after 1st June 2019 were not asked to report. Progress reports were not received at the time of completion of this 2019 progress report from 13 (7%) of the business signatories eligible to report, representing <1% of total volumes: Biopac UK Ltd; CupClub Limited; Ecopod; PT Evogaia Karya Indonesia; Fifth Season Ventures; LLUK; MIWA (Minimum WAste); Vita BioEnergia ltda; Re-Poly, Evertrak, QRS; RecyclePoints; Riversimple Movement Ltd; Splosh Ltd; and Worn Again Technologies. Government signatories that joined the Global Commitment after 1 June 2019 were not asked to report. Progress reports from government signatories France and the city of Copenhagen were not received at the time of completion of this 2019 progress report.
- 37 Signatories were given the option to postpone public reporting on recyclability and compostability percentages. This recognises the significant time and effort required to assess entire plastic packaging portfolios against these definitions for the first time. Nearly all signatories have confidentially submitted their initial calculation of percentages to the Foundation, and some have opted to publish these percentages in this report. The publication of final percentages for all signatories will happen, for the first time, in 2020 once signatories have been given time to refine and revise their initial calculations. As a result of this, the aggregate percentages provided in this report should be considered interim estimates.
- 38 Links to this additional data are provided in these signatories' individual reports in Part 2 of this report.

PART 2: INDIVIDUAL SIGNATORY PROGRESS REPORTS

A.I.S.E., International Association for Soaps,
Detergents and Maintenance Products • actiam • Adrian
Dominican Sisters, Portfolio Advisory Board • AECOC • Afeka Institute of
Circular Engineering and Economy • AGPM (Association of the Greek Manufacturers of
Packaging & Materials) • Ahold Delhaize • ALBEA • Algramo • ALPLA Werke Alwin Lehner GmbH &
Co KG • Altheia Sustainable Ocean Fund • Amcor • American Licorice Company • ANIPAC • APK AG • APLM
• Portuogose Marine Litter Association • AparGroup Inc. • Aquapak Polymers Limited • Arca Continental • Archemics
Ltd • Arup • As You Sow • Asia Pacific Waste Consultants (APWC) • Asociación Chilena para el Fomento de la Economía del
Bien Común (EBC) • Asociación Nacional de la Industria Química A.C. (ANIQ) • Associação para as Ciências do Mar - APCM •
Atalay Atasu • Avespa • Bangor University • Barilla G. & R. Fratelli SpA • Baum und Pterdgarten • Bell Holding • Bella+Frank • Berkeley
Center for Green Chemistry • Berry Global • bioMASON, Inc. • Biopac UK Ltd • BioPak Pty Ltd • Bioproducts Discovery and Development Centre
(BDDC), University of Guelph, Ontario, Canada • BMO Global Asset Management • BNP Paribas Asset Management • Boomer • Borealis AG • Boston
Common Asset Management • Brightplus Oy • Brunel Pension Partnership Ltd • Burberry Group plc • Burberry Material Futures Research Group from the
Royal College of Art • Business in the Community • CAO Cities Climate Leadership Group • Cabot Corporation • Californians Against Waste • Calouste
Gulbenkian Foundation • CAPTURE • CarbonLITE Recycling • Carrefour • CBPAK Tecnologia S/A • Gedo • CEFLEX • CEMPRE Colombia - Compromiso Empresarial
para el Reciclaje • China Plastic Recycling Association of China Resource Recycling Association • China Plastics Reuse and Recycling Association • Circular Economy
Initiative at KTH Royal Institute of Technology (CE@KTH) • Circular Economy Innovation Centre - USP • CIRCULAR ECONOMY JAPAN • Circular Economy Leadership
Coalition • Circular Sweden • Circularity Capital LLP • Circulate Capital • Circulo Verde • City of Austin • Clarmondial • Cleaning and Hygiene Suppliers Association • Closed
Loop Partners • Coast Impact Fund • Coca-Cola FEMSA • Colgate-Palmolive Company • College of Design and Innovation, Tongji University • Commonsense • Congregation of St.
Joseph • Constantia Flexibles • Core Capital Management LLC • Corn Refiners Association • Creolus • CSSA (Canadian Stewardship Services Alliance Inc.) • Cumpapil BV • CupClub
Ltd • Custonpak Plastic Products 1997 Ltd • Danone S.A. • Daughters of Charity, Province of St. Louise • Dalphis Eco • Departamento de Economía and Management - Departamento di
Scienze Economiche e Aziendali, University of Pavia • Detspak • Diageo • Digimarc Corporation • Dignity Health • Dr. Girma Zawdie • Dr. Alysia Garmuliewicz, Professor, Universidad de
Santiago de Chile • Dr. Carson Meredith • Dragon Rouge Limited • Dynapack Asia • Earthwatch Institute • Earthwise Group
ECOGESTUS, Waste Management Ltd • Ecoiberia Recicladors Ibericos SA • ECOPIXEL • Ecopod • ecostore • Ecosurety •
Environment Global Facilities • Elemental Impact • ELISAVA Barcelona School of Design and Engineering • Encorp
ENGEL Austria GmbH • Envases Universales de México • Enviro Pride • Environment Department, Ministry of
Energy and Climate Change, Republic of Seychelles • EPRO European Plastics Recycling and Recovery Organisation •
São Simão Lda • ESG Portfolio Management • Essity AB • Etica SpA - Responsible Investments • European Investment
Bank • European Recycling Industries' Confederation (EURIC) • EXCELLRISE • Excess Materials Exchange • Exchange of
Change Brasil • Faculty of Management, Law and Social Sciences, University of Bradford • Ferraro • Fifth Season Ventures •
Flex Film International BV • Flexible Packaging Europe • Food & Consumer Products of Canada • FoodDrinkEurope • Footprints
Africa • FORWARDone Venture Capital for Hardware • Foundation Recycsol • FrieslandCampina Nederland BV. • Full Cycle
Bioplastics • Fundacion Latinoamérica Verde • Futamura Group • GANNI • gDiapers • Generalitat de Catalunya • Gobierno de la
Ciudad de Buenos Aires • Government of Chile • Government of Grenada • Government of Rwanda • Graham Packaging Company • Granta
Design • Greco & Guerreiro • GreenElic Group Inc. • GreenBlue and the Sustainable Packaging Coalition (SPO) • Greiner AG • GRID-Arendal
GW&K Investment Management • H. Ayuntamiento de Toluca • H&M Group • Henkel AG & Co. KGaA • Hara Group • Hermes EOS • Hi-Cona • High
Speed Sustainable Manufacturing Institute (HSSMI) • HP Inc. • Husky Injection Molding Systems Ltd. • INCOM RECYCLE Co., Ltd. Beijing • Inditex •
Indonesian Waste Platform • Indorama Ventures Public Company Limited • Industria Mexicana de Reciclaje S.A. de CV. • ING • INGRUP • innocent
drinks • Inspir Instituto de Ensino e Pesquisa • Institut für Kunststofftechnik • Institute for Integrated Quality Design (IQD), Johannes Kepler
University Linz (JKU) • Institute of Development Studies • Institute of Technology Tralee • Instituto Italiano di Tecnologia • International Solid Waste
Association - ISWA • International Union for Conservation of Nature (IUCN) • Internet Fusion Group • IWC Schaffhausen • iWrc • Jabli Packaging
Solutions • JAMES CROPPER PLC • Jan Ravenstijn Biomaterials Consulting • Jane Panty • JAVA MOUNTAIN COFFEE • Johnson and Johnson Consumer
Kapak Kachi Patra Kshitakari Panchayat • Keep Scotland Beautiful • KEEP SWEDEN TIDY • Kikkor Company • Kampan Capital • Kikkor Group • Kikkor
Keurig Dr Pepper • Kiara S. Winans • Kiclaru • Kinfa Sci. & Tech. Co., Ltd. • Kmart Australia Limited • Koepala Packaging Ltd. • L'Oréal • L'OCITANE en
General Investment Management • Life Cycle Initiative • Life Without Plastic • LIPOR - Intermunicipal Waste Management of Greater Porto, Portugal • LLLUK •
London Waste and Recycling Board • Loop • Loop Circular Economy Platform Ltd • Loop Industries • LPP • Man Group • MARE - Marine and Environmental
Marks and Spencer plc • Mars, Incorporated • Material BA-Z, Centro Universitário Belas Artes de São Paulo • Material Economics • Matrix APA (UK) Ltd. •
McDonough Innovation • Melco Resorts & Entertainment • MERA - The Association for Sustainable Manufacturing • Mercy Investment Services, Inc. • METRO AG •
Ministry for the Environment New Zealand • Ministry of Environment and Energy Transition - Portugal • Ministry of the Environment (Peru) • Ministry of the Environment
Environmental Solutions Initiative • MIWA (Minimum Waste) • Mobilize • Mobilia Brewing Company • Mondelēz International • Mr. Green Africa •
Cosmetic Gases • National Geographic Partners, LLC • National Recycling Coalition • NATURA COSMETICS • Natura's Path Foods • NaturaWorks • Nestlé • Netherlands Institute for
Ltd. • Noble Environmental Technologies Europe BV • NorthEdge Capital • Notpla Limited • Nova School of Business and Economics • Novamont SpA • NOVAPET • Nuceria Group • Ocean
Oceanographic Institute, Prince Albert I of Monaco Foundation • Okena Serviços Ambientais • Oliver Wyman • One Water • Open Systems Lab • Openbare Vlaamse Afval Maatschappij OVAM • Origin
PepsiCo • Pernod Ricard • PetStar • Philips • Pick n Pay • Pinguinom • Plant Based Products Council • Plant Chicago • Plastic Bank Recycling Corporation • Plastic Collective • Plastic Odyssey •
Holding GmbH & Co. KG • POSITIVA • Preserve • Prince Albert II of Monaco Foundation • Prof. Claudio Zara, Department of Finance, Bocconi University • Prof. Richard C. Thompson OBE • Professor Ioannis Ioannou • PROQUIMIA, S.A. • Provenance • PT Evogaia Karya Indonesia • Qualipac • Quantis • Ramani Narayan, MSU University Distinguished
Professor • Rathbone Greenbank Investments • Ravensbourne University London • Fashion Department • RB • Re-Poly Evertrak, ORS • RecyclePoints • Recycling Technologies • Rediscovery Centre • RePack • Replenish Bottling LLC • rePurpose Global • RES Group • Reusable Packaging Association • Riversimple Movement Ltd • Robeco •
Robert Lochhead, Professor and Director Emeritus of Polymer Science • Rodenburg Biopolymers • Royal Society of Chemistry • rPlanet Earth • Rubicon Global • S Group • SAMBITO • Samsøe Samsøe • São Paulo City Hall • Sarasin & Partners • SC Johnson • Schneider Electric • School of Management - Politecnico di Milano • Schwarz Group
(Lidl & Kaufland) • Scottish Government • Sealed Air Corporation • Searious Business • Selfridges • Serapiplast Global Services SpA • Shanghai Rendu Ocean NPO Development Center • SHARES IN THE SAND • Sidel • Silgan Plastics • SIRQLR • Sistema B International • Sky Group • Skyrroom London Ltd • Smart Waste Portugal - Business
Development Network • Solid Waste Association of North America • SONAE MC • Sostenibilidad 3Rs&Es • South Pole • Spadel • SPB • Superdry Plc • SUJST4IN • Sustainable Business Network • Sustainability • Svensk Plastindustriörförning (SPIF) • SWANIA •
Swire Coca-Cola Ltd • SYSTEMIQ • Taiwan Circular Economy Network (台灣循環基金會) • Target Corporation • Target Australia Limited • TC Transcontinental • Termoconçibles, SA de CV • TerraCycle • Tetra Pak • The Association of Plastic Recyclers • The Better Packaging Co. • The Bio-D Company Ltd • The City of Copenhagen • The City of
Ljubljana, Slovenia • The Clorox Company • The Club of Rome • The Coca-Cola Company • The Consumer Goods Forum • The Eric and Wendy Schmidt Fund for Strategic Innovation • The Faculty of Entrepreneurship & Innovation - VIA University College • The Finnish Innovation Fund SITRA • The Global Environment Facility • The Government of
France • The Government of the United Kingdom • The Grampian Creative Lab • The Green Earth • The Institute for the Study of Science and Technology, National University of Quilmes (IESCT-UNQ) of Argentina • The Make-Cup Brand Make-Cup Concepts LLC • The Ocean Race • The Recycling Partnership • The Renewal Workshop • The RSA •
The Walloon Government • Think Beyond Plastic • Tipa-Corp • TOMRA Systems ASA • Topolytics • Triciclos • Trillium Asset Management • Tupack Verpackungen Gessellschaft m.B.H. • Tupperware • UCL • Ultra Capital • Uncover Skincare BV • Unilever • Universidade de Trás-os-Montes e Alto Douro • Universiteit Gent • University of Edinburgh •
University of Northumbria, Newcastle • University of Portsmouth • UPM Rafalatac • Uppl/UpCycling Plastic BV • ValGroup • Veolia • Verstraete in mould labels • Vert Asset Management • Vita BioEnergie Ltda • Walmart Inc. • Warner Babcock Institute for Green Chemistry • Waste Ventures India Pvt. Ltd. • WastedChange • Water Unite •
Werner & Mertz GmbH • Woolworths Holdings Limited • World Economic Forum • Worn Again Technologies • WPP • WRAP • Wrap International Ltd. • World Wildlife Fund (WWF) • Xiamen Luhai Pro-environment Inc. • Zero Waste Shop Moscow • Zespri Group Limited • Zevin Asset Management • ZigZag Global • π = Plastic Pollution Prevention

READER GUIDE TO INDIVIDUAL SIGNATORY PROGRESS REPORTS

THE REPORTING PROCESS

All business and government signatories that had joined the Global Commitment by 1st June 2019 were invited to submit data in response to questions about the progress they made against the commitments they signed up to, asking for both quantitative and qualitative data.

Signatories were presented with extended guidance, as well as tools and webinars to support them in submitting data, during the reporting period that ran from June until August 2019.

TIMEFRAME FOR REPORTED DATA

Signatories are reporting within a year — and many within months — of joining the Global Commitment (time of joining for each signatory is noted at the top of their individual reports). As a result, for a large proportion of signatories this first reporting cycle has involved measuring and reporting against new metrics and definitions for the first time and has therefore focused on setting a clear baseline for progress.

For the majority of signatories, the quantitative data provided in this report is 2018 data. The specific time period which signatories indicated that their quantitative reported data covers is given in the individual reports.

REPORTING SIGNATORIES

All 176 business and 14 government signatories that reported to the Ellen MacArthur Foundation and the UN Environment Programme have their individual responses included in this report and are listed in the signatory report index. For a summary of response rates see Section 3.6 on transparency.

44 smaller signatories (falling below a specified volume threshold) in the category of packaged goods companies, packaging producers, retailers and hospitality companies were invited to use a 'light version' of the reporting questionnaire with fewer mandatory questions, to avoid placing an excessive time-burden associated with reporting on signatories with more limited resources.

15 signatories eligible to report did not submit their progress data and will be engaged to learn what caused the lack of reporting and a decision will be subsequently taken on their status as a signatory of the Global Commitment.¹

PUBLICATION OF DATA

Signatories were invited to answer questions relevant to the commitments they made when joining the Global Commitment - these commitments and questions differed based on the category of business, and can be divided into three categories in respect of reporting and publication requirements:

- Those which were mandatory for signatories to answer and to disclose publicly in this report
- Those which were mandatory for signatories to answer but optional to disclose publicly in this report (i.e. it was mandatory to report the data to the Ellen MacArthur Foundation)
- Those which were optional for signatories to answer and to disclose publicly in this report

For the questions which were mandatory to answer, but where no data was submitted, this is indicated with the text 'not reported'. For questions which were mandatory to answer, but for which public

¹ Business signatories that joined the Global Commitment after 1st June 2019 were not asked to report. Progress reports were not received at the time of completion of this 2019 progress report from 13 (7%) of the business signatories eligible to report, representing <1% of total volumes: Biopac UK Ltd; CupClub Limited; Ecopod; PT Evogaia Karya Indonesia; Fifth Season Ventures; LLUK; MIWA (Minimum WASTE); Vita BioEnergia Itda; Re-Poly, Evertrak, QRS; RecyclePoints; Riversimple Movement Ltd; Splosh Ltd; and Worn Again Technologies. Government signatories that joined the Global Commitment after 1st June 2019 were not asked to report. Progress reports from government signatories France and the city of Copenhagen were not received at the time of completion of this 2019 progress report.

disclosure was optional and signatories chose not to disclose, this is indicated with the text ‘submitted to the Foundation only’ (for instance, when signatories submitted their plastic volumes, but chose to not disclose them publicly).

Where the submitted data did not cover 100% of the business activities of the signatory, this has been indicated in individual reports from signatories.

INDIVIDUAL SIGNATORY PROGRESS REPORTS

The individual signatory progress reports on the following pages contain verbatim what was reported by signatories in response to the questions. The Ellen MacArthur Foundation and the UN Environment Programme have not audited or verified these responses.

NOTES ON INTERPRETING RESPONSES TO SPECIFIC QUESTIONS FOR PACKAGED GOODS COMPANIES, RETAIL AND HOSPITALITY COMPANIES AND PACKAGING PRODUCERS

- **Progress on commitment ‘Take action to eliminate problematic or unnecessary plastic packaging’**
 - Signatories in these categories were asked to select from a non-exhaustive list of commonly identified problematic or unnecessary packaging items, indicating if: they have plans to eliminate it and by when; have already eliminated it; have no plans to eliminate it; or if the item was not part of their portfolio.
 - If the last option was chosen, or if the option was not answered at all, this is not displayed in the individual signatory progress reports below, as it does not indicate actions taken.
- **Progress on commitment ‘Take action to move from single-use to reuse models where relevant’: stages of engagement with reuse models**
 - For this question, signatories were asked to select from a range of options indicating their stage of engagement with reuse models.

- These options were: ‘Yet to commence reuse opportunity identification process’; ‘Portfolio analysis for reuse opportunities complete’; ‘Piloting of reuse delivery models in progress’; ‘Piloting of reuse delivery models completed’; ‘Reuse delivery models in place for a small proportion of products or packaging’; and ‘Reuse delivery models in place for a significant proportion of products or packaging’.
- Signatories were asked to select all options which applied to them — these are displayed on individual responses, however in some cases the aggregated insights focus on statistics relating to the most advanced stage indicated by each signatory (this is clearly indicated where this is the case).
- **Progress on commitment to reach ‘100% of plastic packaging to be reusable, recyclable or compostable by 2025’**
 - The questions about recyclable and compostable percentage content (including overall percentage recyclable, reusable or compostable) were mandatory for the signatories in the categories ‘Packaged goods companies’, ‘Retail and hospitality companies’ and ‘Packaging producers’, but included the option to postpone public disclosure until 2020.
 - Important information is provided on interpreting these metrics and why this option was offered is provided in Section 3.3.
- **Progress on commitment ‘Set an ambitious 2025 post-consumer recycled content target across all plastic packaging used’**
 - The questions on post-consumer recycled content were mandatory to answer.
 - Questions about pre-consumer content and renewable content were non-mandatory and the answers are only displayed below when submitted and permission was given to the Foundation to publish.

INDIVIDUAL SIGNATORY PROGRESS REPORTS

INDEX

Packaged goods companies - Above USD 1 billion annual revenue	59
Packaged goods companies - Below USD 1 billion annual revenues	134
Retail & hospitality companies - Above USD 1 billion annual revenues	183
Retail & hospitality companies - Below USD 1 billion annual revenues	220
Packaging producers - Above USD 1 billion annual revenues	228
Packaging producers - Below USD 1 billion annual revenues	265
Raw material producers - non-compostable plastics	312
Raw material producers - compostable plastics	315
Raw material producers - mixed	326
Collection, sorting & recycling industry	328
Durable goods producers	366
Suppliers to the plastic packaging industry	381
Investors	396
Government signatories	401
Endorsing signatories	426

4.2: INDIVIDUAL SIGNATORY

51

PROGRESS REPORTS

51

Index

51

Packaged goods companies - Above USD 1 billion annual revenue

59

Apple	60
Barilla G. & R. Fratelli SpA	62
Burberry Group	64
Colgate-Palmolive Company	67
Danone	69
Diageo	72
Essity AB	74
Ferrero	76
FrieslandCampina Nederland B.V.	79
H&M Group	81
Henkel AG & Co. KGaA	84
Inditex	87
Johnson & Johnson Consumer Health	89
Kellogg Company	92
Keurig Dr Pepper	94
L'OCCITANE en Provence	97
L'Oréal	99
Mars, Incorporated	102
McCormick & Company Inc.	105
NATURA COSMETICS	107
Nestlé	109
PepsiCo	112
Pernod Ricard	114
RB	117
SC Johnson	119
Stanley Black & Decker	122
Superdry Plc	124

The Coca Cola Company	126
Tupperware	129
Unilever	131

4.2.1.2 Packaged goods companies - Below USD 1 billion annual revenues 134

Archemics Ltd	135
Bella+Frank	137
Delphis Eco	139
Earthwise Group Ltd	141
Ecostore	143
GANNI	146
gDiapers	148
innocent drinks	149
Internet Fusion Group	151
IWC Schaffhausen	152
Meu Copo Eco	154
MYO Cosmetic Cases	156
Nature's Path Foods	157
New Zealand King Salmon Company Ltd	159
Ocean Remedy	161
Pinguimom	163
POSITIV.A	165
Preserve	167
PROQUIMIA, S.A.	168
Samsøe Samsøe	170
SHAPES IN THE SAND	171
Spinlock	173
Stella McCartney	174
The Bio-D Company Ltd	176
The Make-Cup Brand Make-Cup Concepts LLC.	178
Uncover Skincare BV	179
Werner & Mertz GmbH	181

4.2.1.3 Retail & hospitality companies - Above USD 1 billion annual revenues 183

Ahold Delhaize	184
Carrefour	186
Kesko Corporation	188
Marks and Spencer	191
Melco Resorts & Entertainment	194
METRO AG	197
Pick n Pay	199
S Group	202
Schwarz Group (Lidl & Kaufland)	205
Selfridges	207
SONAE MC	210
Target Corporation	213
Walmart	215
Woolworths Holdings Limited	218
4.2.1.4 Retail & hospitality companies - Below USD 1 billion annual revenues	220
Algramo	221
Life Without Plastic	224
Zero Waste Shop Moscow	226
4.2.1.5 Packaging producers - Above USD 1 billion annual revenues	228
ALBEA	229
ALPLA Werke Alwin Lehner GmbH & Co KG	231
Amcor	233
AptarGroup Inc.	235
Arca Continental	237
Berry Global, Inc	240
Coca-Cola FEMSA	242
Constantia Flexibles	244
Envases Universales de México	246
Graham Packaging Company	248
Greiner AG	250
Mondi	252
Sealed Air Corporation	254

Swire Coca-Cola Ltd.	256
TC Transcontinental	258
Tetra Pak	260
ValGroup	262

4.2.1.6 Packaging producers - Below USD 1 billion annual revenues 265

Bell Holding	265
BioPak Pty Ltd	266
Custompak Plastic Products 1997 Ltd	267
Detpak	271
Dynapack Asia	273
EXCELRISE	275
Flex Film International BV	277
Futamura Group	278
Greco & Guerreiro	280
Hi-Cone	281
INGRUP	283
Koepala Packaging Ltd.	285
Logoplaste	287
Loliware	289
Matrix APA (UK) Ltd.	290
Notpla Limited	292
Nuceria Group	293
Paccor packaging solutions	295
RePack	297
Replenish Bottling LLC	299
rPlanet Earth	300
Serioplast Global Services Spa	302
SPB	304
Termoencogibles	306
The Better Packaging Co.	308
Tipa-Corp	309
Tupack Verpackungen Gessellschaft m.b.H	310

4.2.1.7 Raw material producers - non-compostable plastics	312
Borealis AG	313
Indorama Ventures Public Company Limited	314
4.2.1.8 Raw material producers - compostable plastics	315
Aquapak Polymers Limited	316
Ecovative	317
Full Cycle Bioplastics	318
mobius	319
NatureWorks LLC	321
Novamont SpA	323
Rodenburg Biopolymers	325
4.2.1.9 Raw material producers - mixed	326
Plasticos Compuestos S.A.	327
4.2.1.10 Collection, sorting & recycling industry	328
Suez	329
Veolia	330
ALPLA	332
APK AG	333
Boomera	334
CarbonLITE Recycling	335
CEDO	336
CSSA (Canadian Stewardship Services Alliance Inc.)	337
Cumapol BV	339
Ecoiberia Reciclados Ibericos SA	340
EGF - Environment Global Facilities	342
Encorp Pacific (Canada)	343
Hera Group	345
INCOM RECYCLE Co., Ltd. Beijing	347
Industria Mexicana de Reciclaje S.A. de C.V.	348
LIPOR - Intermunicipal Waste Management of Greater Porto, Portugal	349
Loop Industries	350

Mr. Green Africa	351
PetStar	352
Plastic Bank Recycling Corporation	354
Plastic Energy	356
Recycling Technologies	357
rPlanet Earth	358
Rubicon Global	359
Termoencogibles, SA de CV	360
TriCiclos	361
Upp! UpCycling Plastic BV	362
ValGroup	363
Waste Ventures India Pvt. Ltd.	364
Waste4Change	365
4.2.1.11 Durable goods producers	366
Apple	367
Boomera	369
ECOPIXEL	370
Ernesto São Simão Lda.	371
HP Inc.	372
Philips	373
Preserve	374
Schneider Electric	375
Stanley Black & Decker	377
Tupperware	378
Upp! UpCycling Plastic BV	379
Wraptie International Ltd.	380
4.2.1.12 Suppliers to the plastic packaging industry	381
Brightplus Oy	382
Digimarc Corporation	383
ENGEL Austria GmbH	384
Husky Injection Molding Systems Ltd.	385
JAMES CROPPER PLC	386

Loop	387
Origin Materials	388
Sidel	389
Stora Enso	390
TerraCycle	391
TOMRA Systems ASA	392
UPM Raflatac	394
4.2.1.13 Investors	396
Althelia Sustainable Ocean Fund	397
Closed Loop Partners	398
FORWARD.one Venture Capital for Hardware	399
Ultra Capital	400
4.2.2. Government signatories	401
Environment Department, Ministry of Environment, Energy and Climate Change, Republic of Seychelles	402
Government of Chile	403
Government of Grenada	405
Government of Rwanda	406
Ministry of Environment, New Zealand	407
Ministry of Environment and Energy Transition, Portugal	409
Ministry of Environment, Peru	411
Government of the United Kingdom	413
Scottish Government, United Kingdom	415
Government of Catalonia (Generalitat de Catalunya), Spain	417
The Walloon Government, Belgium	419
City of Austin, TX, US	420
City of Ljubljana, Slovenia	422
City of São Paulo (São Paulo City Hall), Brazil	424
4.2.3. Endorsing signatories	426

PACKAGED GOODS COMPANIES - ABOVE USD 1 BILLION ANNUAL REVENUES

A.I.S.E., International Association for Soaps, Detergents and Maintenance Products • actiam • Adrian Dominican Sisters, Portfolio Advisory Board • AECOC • Afeka Institute of Circular Engineering and Economy • AGMPM (Association of the Greek Manufacturers of Packaging & Materials) • Alhold Delhaize • ALBEA • Alpramo • ALPLA Werke Alwin Lehner GmbH & Co KG • Althalia Sustainable Ocean Fund • Amcor • American Licorice Company • ANIPAC • APK AG • APLM - Portuguese Marine Litter Association • AptarGroup Inc. • Aquapak Polymers Limited • Arca Continental • Archemics Ltd • Arup • As You Sow • Asia Pacific Waste Consultants (APWC) • Asociación Chilena para el Fomento de la Economía del Bien Común - (EBC) • Asociación Nacional de la Industria Química A.C. (ANIQ) • Associação para as Ciências do Mar - APCM • Atalay Atasu • Avespa • Bangor University • Barilla G. & R. Fratelli SpA • Baum und Pferdgarten • Bell Holding • Bella+Frank • Berkeley Center for Green Chemistry • Barry Global • bioMASON, Inc. • Biopac UK Ltd • BioPak Pty Ltd • Bioproducts Discovery and Development Centre (BDDC), University of Guelph, Ontario, Canada • BMO Global Asset Management • BNP Paribas Asset Management • Bomera • Borealis AG • Boston Common Asset Management • Brightstous Oy • Brunel Pension Partnership Ltd • Burberry Group plc • Burberry Material Futures Research Group from the Royal College of Art • Business in the Community • C40 Cities Climate Leadership Group • Cabot Corporation • Californians Against Waste • Calouste Gulbenkian Foundation • CAPTURE • CarbonLITE Recycling • Carrefour • CBPAK Tecnologia S/A • Cedo • CEFLEX • CEMPRE Colombia - Compromiso Empresarial para el Reciclaje • China Plastic Recycling Association of China Resource Recycling Association • China Plastics Reuse and Recycling Association • Circular Economy Initiative at KTH Royal Institute of Technology (CE@KTH) • Circular Economy Innovation Centre - USP • CIRCULAR ECONOMY JAPAN • Circular Economy Leadership Coalition • Circular Sweden • Circularity Capital LLP • Circulate Capital • Circulo Verde • City of Austin • Clarmondal • Cleaning and Hygiene Suppliers Association • Closed Loop Partners • Coast Impact Fund • Coca-Cola FEMSA • Colgate-Palmolive Company • College of Design and Innovation, Tongji University • Commonsense • Congregation of St. Joseph • Constantia Flexibles • Core Capital Management LLC • Corn Refiners Association • Creolux • CSSA (Canadian Stewardship Services Alliance Inc.) • Cumipol BV • CupClub Limited • Custompak Plastic Products 1997 Ltd • Danone S.A. • Daughters of Charity, Province of St. Louise • Dalphis Eco • Department of Economics and Management - Departamento de Scienze Economiche e Aziendali, University of Pavia • Detspak • Diageo • Digimar Corporation • Dignity Health • Dr. Girma Zawdie • Dr. Alysia Garmulewicz, Professor, Universidad de Santiago de Chile • Dr. Carson Meredith • Dragon Rouge Limited • Dynapack Asia • Earthwatch Institute • Earthwise Group Ltd • ECOCE • ECOGESTUS, Waste Management Ltd • Ecoiberia Reciclados Ibericos SA • ECOPIXEL • Ecopod • ecostore • Ecosurety • Environment Global Facilities • Elemental Impact • ELISAVA Barcelona School of Design and Engineering • Encorp ENGL Austria GmbH • Envases Universales de México • Enviro Pride • Environment Department, Ministry of Energy and Climate Change, Republic of Seychelles • ENPRO European Plastics Recycling and Recovery Organisation • Sao Simão Ltda. • ESG Portfolio Management • Essity AB • Etica Sgr - Responsible Investments • European Investment Bank • European Recycling Industries' Confederation (EuRIC) • EXCELRISE • Excess Materials Exchange • Exchange 4 Change Brasil • Faculty of Management, Law and Social Sciences, University of Bradford • Ferrero • Fifth Season Ventures • Flex Film International BV • Flexible Packaging Europe • Food & Consumer Products of Canada • FoodDrinkEurope • Footprints Africa • FORWARDone Venture Capital for Hardware • Foundation Recycol • FrieslandCampina Nederland BV. • Full Cycle Bioplastics • Fundación Latinoamérica Verde • Futamura Group • GANNI • gDiapers • Generalitat de Catalunya • Gobierno de la Ciudad de Buenos Aires • Government of Chile • Government of Grenada • Government of Rwanda • Graham Packaging Company • Grant Design • Greco & Guerreiro • GreenBiz Group Inc. • GreenBlue and the Sustainable Packaging Coalition (SPC) • Greiner AG • GRID-Arendal GW&K Investment Management • H. Ayuntamiento de Toluca • H&M Group • Henkel AG & Co. KGaA • Hera Group • Hermes EOS • Hi-Cone • High Speed Sustainable Manufacturing Institute (HSSMI) • HP Inc. • Husky Injection Molding Systems Ltd. • INCOM RECYCLE Co., Ltd. Beijing • Inditex • Indonesian Waste Platform • Indorama Ventures Public Company Limited • Industria Mexicana de Reciclaje S.A. de CV. • ING • INGRUP • innocent drinks • Insuper Instituto de Ensino e Pesquisa • Institut für Kunststofftechnik • Institute for Integrated Quality Design (IQD), Johannes Kepler University Linz (JKU) • Institute of Development Studies • Institute of Technology Tralee • Instituto Italiano di Tecnologia • International Solid Waste Association - ISWA • International Union for Conservation of Nature (IUCN) • Internet Fusion Group • IWC Schaffhausen • Wirc - Jabali Packaging Solutions • JAMES CROPPER PLC • Jan Ravenstein Biomaterials Consulting • Jane Pardy • JAWA MOUNTAIN OFFICE • Johnson and Johnson Consumer Kagad Kach Patra Kashtakari Panchayat • Keep Scotland Beautiful • KEEP SWEDEN TIDY • Kellogg Company • Kempas Capital Management • Kesko Keurig Dr. Pepper • Kiara S. Winans • Kiduara • Kingfa Sci. & Tech. Co., Ltd. • Kmart Australia Limited • Koepala Packaging Ltd. • L'Oréal • L'OCCITANE en General Investment Management • Life Cycle Initiative • Life Without Plastic • LIPOR - Intermunicipal Waste Management of Greater Porto, Portugal • LLUK • London Waste and Recycling Board • Loop • Loop Circular Economy Platform Ltd • Loop Industries • LPP • Man Group • MARE - Marine and Environmental Marks and Spencer plc • Mars, Incorporated • Material BA-Z, Centro Universitário Belas Artes de São Paulo • Material Economics • Matrix APA (UK) Ltd. • McDonough Innovation • Melco Resorts & Entertainment • MERA - The Association for Sustainable Manufacturing • Mercy Investment Services, Inc. • MIETRO AG • Ministry for the Environment New Zealand • Ministry of Environment and Energy Transition, Portugal • Ministry of the Environment • Ministry of the Environment, Environmental Solutions Initiative • MIWA (Minimum Waste) • Mobike • mobilis • Molson Coors Brewing Company • Mondri • Monterey Bay Aquarium • Mr. Green Africa • Cosmetic Cases • National Geographic Partners, LLC • National Recycling Coalition • NATURA COSMETICS • Nature's Path Foods • NatureWorks • Nestlé • Netherlands Institute for Swire Coca-Cola Ltd • SYSTEMIO • Taiwan Circular Economy Network (循環台灣基金會) • Target Corporation • Target Australia Limited • TSC Transcontinental • Termoencogibles, SA de CV • TerraCycle • Tetra Pak • The Association of Plastic Recyclers • The Better Packaging Co. • The Bio-D Company Ltd • The City of Copenhagen • The City of Ljubljana, Slovenia • The Clorox Company • The Club of Rome • The Coca-Cola Company • The Consumer Goods Forum • The Eric and Wendy Schmidt Fund for Strategic Innovation • The Faculty of Entrepreneurship & Innovation - VIA University College • The Finnish Innovation Fund SITRA • The Global Environment Facility • The Government of France • The Government of the United Kingdom • The Grameen Creative Lab • The Green Earth • The Institute for the Study of Science and Technology, National University of Quilmes (IESCT-UNQ) of Argentina • The Make-Cup Brand Make-Cup Concepts LLC. • The Ocean Race • The Recycling Partnership • The Renewal Workshop • The RSA • The Wallon Government • Think Beyond Plastic • Tiba-Corp • TOMRA Systems ASA • Topolytics • Triplix • Trium Asset Management • TupaK Verpackungen Gesellschaft mb.H • Tupperware • UCL - Ultra Capital • Uncover Skincare BV • Unilever • Universidade de Trás-os-Montes e Alto Douro • Universität Gent • University of Edinburgh • University of Northumbria, Newcastle • University of Portsmouth • UPM Rafinatec • Upply • Upply Cycling • Valp Group • Veolia • Verstra • Verstra in mould labels • Vart Asset Management • Vita BioEnergia Ltda • Walmart Inc. • Warner Babcock Institute for Green Chemistry • Waste Ventures India Pvt. Ltd. • Waste4Change • Water Unite • Werner & Mertz GmbH • Woolworths Holdings Limited • World Economic Forum • Worn Again Technologies • WPP • WRAP • Wraptide International Ltd. • World Wildlife Fund (WWF) • Xiamen Luhai Pro-environment Inc. • Zero Waste Shop Moscow • Zespri Group Limited • Zevin Asset Management • ZigZag Global • ♯ = Plastic Pollution Prevention

Health •

Corporation •

Provence • Legal &

Logoplaste • Lollware •

Sciences Centre [PORTUGAL] •

McCormick & Company Inc. •

Meu Copo Eco • Michigan State University •

of the Government of the State of Mexico • MIT

Multi-Color Corporation • Mundane Matters Pty Ltd • MYO

Sustainable Packaging • New Zealand King Salmon Company Ltd • Nextec

Plastic Solutions Network at Imperial College London • Ocean Remedy •

Materials • PA Consulting • PAC Worldwide • Paccor packaging solutions • Pack4Food •

Plasticos Compuestos S.A. • Plastics Forming Enterprises, LLC • Plastics Recyclers Europe • Poppelmann

Holding GmbH & Co. KG • POSITIVA • Preserve • Prince Albert II of Monaco Foundation • Prof. Claudio Zarb, Department of Finance, Bocconi University • Prof. Richard C. Thompson OBE • Professor Ioannis Ioannou • PROQUIMIA, S.A. • Provenance • P1 Evogalia Karya Indonesia • Qualipac • Quantis • Ramani Narayan, MSU University Distinguished

Professor • Rathbone Greenbank Investments • Ravensbourne University London • Fashion Department • RB - Ripley, Evertrale, QRS • RecycledPoints • Recycling Technologies • Rediscovery Centre • RePack • Replomat Bottling LLC • rePurpose Global • RES Group • Reusable Packaging Association • Riversimple Movement Ltd • Robeco •

Robert Lochhead, Professor and Director Emeritus of Polymer Science • Rodenburg Biopolymers • Royal Society of Chemistry • Rubicon Global • S Group • SAMBITO • Samsae Samsae • Sao Paulo City Hall • Sarasin & Partners • SC Johnson • Schneider Electric • School of Management - Politecnico di Milano • Schwarz Group

(Lidl & Kaufland) • Scottish Government • Sealed Air Corporation • Searious Business • Selfridges • Seroioplast Global Services Spa • Shanghai Rendu Ocean NPO Development Center • SHAPES IN THE SAND • Sidel • Silgan Plastics • SIROLR • Sistema B International • Sky Group • Skyroom London Ltd • Smart Waste Portugal - Business

Development Network • Solid Waste Association of North America • SONAE MC • Sostenibilidad 3RS&Es • South Pole • Spald • SPB • Spinlock • Splosh Ltd. • Stanley Black & Decker • Stella McCartney • Stora Enso • Suez • Superdry Plc • SUST4IN • Sustainable Business Network • Sustainability • Svensk Plastindustriforening (SPIF) • SWANIA •

Swire Coca-Cola Ltd • SYSTEMIO • Taiwan Circular Economy Network (循環台灣基金會) • Target Corporation • Target Australia Limited • TSC Transcontinental • Termoencogibles, SA de CV • TerraCycle • Tetra Pak • The Association of Plastic Recyclers • The Better Packaging Co. • The Bio-D Company Ltd • The City of Copenhagen • The City of Ljubljana, Slovenia • The Clorox Company • The Club of Rome • The Coca-Cola Company • The Consumer Goods Forum • The Eric and Wendy Schmidt Fund for Strategic Innovation • The Faculty of Entrepreneurship & Innovation - VIA University College • The Finnish Innovation Fund SITRA • The Global Environment Facility • The Government of

France • The Government of the United Kingdom • The Grameen Creative Lab • The Green Earth • The Institute for the Study of Science and Technology, National University of Quilmes (IESCT-UNQ) of Argentina • The Make-Cup Brand Make-Cup Concepts LLC. • The Ocean Race • The Recycling Partnership • The Renewal Workshop • The RSA •

The Wallon Government • Think Beyond Plastic • Tiba-Corp • TOMRA Systems ASA • Topolytics • Triplix • Trium Asset Management • TupaK Verpackungen Gesellschaft mb.H • Tupperware • UCL - Ultra Capital • Uncover Skincare BV • Unilever • Universidade de Trás-os-Montes e Alto Douro • Universität Gent • University of Edinburgh •

University of Northumbria, Newcastle • University of Portsmouth • UPM Rafinatec • Upply • Upply Cycling • Valp Group • Veolia • Verstra • Verstra in mould labels • Vart Asset Management • Vita BioEnergia Ltda • Walmart Inc. • Warner Babcock Institute for Green Chemistry • Waste Ventures India Pvt. Ltd. • Waste4Change • Water Unite •

Werner & Mertz GmbH • Woolworths Holdings Limited • World Economic Forum • Worn Again Technologies • WPP • WRAP • Wraptide International Ltd. • World Wildlife Fund (WWF) • Xiamen Luhai Pro-environment Inc. • Zero Waste Shop Moscow • Zespri Group Limited • Zevin Asset Management • ZigZag Global • ♯ = Plastic Pollution Prevention

Apple		Reporting details
<p>Annual revenue: > USD10 billion</p> <p>HQ location: United States</p> <p>Website: https://www.apple.com</p>	<p>Apple leads the world in innovation with iPhone, iPad, Mac, Apple Watch and Apple TV. Our software platforms provide seamless experiences across all Apple devices and empower people with services incl. the App Store, Apple Music, Apple Pay, iCloud. Apple is dedicated to making the best products on earth, and to leaving the world better than we found it.</p>	<p>Reporting time frame: October 2017 - September 2018</p> <p>Verification of data: Third-party verification or assurance process in place for some of the data</p> <p>Joined the Global Commitment: 03/19</p>
<p>Take action to eliminate problematic or unnecessary plastic packaging</p>		
<p>To improve our packaging, we are working to eliminate plastics, increase recycled content, and reduce material use overall. In the last three years, we have already reduced plastic in our product packaging almost by half (48% in three years FY15-18). Starting with iPhone 7 and iPad Pro, we changed the plastic tray in the packaging to an all molded fiber alternative. This switch allowed us to also create iPhone XS and XR, iMac Pro, MacBook Air, iPad mini, and iPad Pro with majority-fiber packaging. And as of March 2019, we've also transitioned to 100 percent fiber retail bags in all retail stores. These new bags even have a knitted paper handle and contain 80 percent recycled fiber. For more information, see page 34 of our Environmental Responsibility Report 2019 (https://www.apple.com/environment/pdf/Apple_Environmental_Responsibility_Report_2019.pdf)</p>		<p>Specific elimination efforts:</p> <p>Carbon black - Plans to eliminate by 2025</p> <p>PVC - Already eliminated</p> <p>PS - Plans to eliminate by 2025</p> <p>ePS - Plans to eliminate by 2025</p> <p>Single-use plastic bags - Already eliminated in 2019</p>
<p>Take action to move from single-use to reuse models where relevant</p>		
<p>Stage of implementing reuse models</p> <p>n/a due to elimination commitment</p>	<p>n/a due to elimination commitment</p>	

100% of plastic packaging to be reusable, recyclable or compostable

Latest year (2025 target): *n/a due to elimination commitment*

Percentage (by weight) of total plastic packaging volume, which is

Reusable, recyclable or compostable:
n/a due to elimination commitment

Reusable: n/a due to elimination commitment

Recyclable: n/a due to elimination commitment

Compostable: n/a due to elimination commitment

Apple has submitted an elimination of plastics ambition to the New Plastics Economy Global Commitment. As such, Apple only reports on the elimination commitment.

However, to shed light on our approach, we have shared in our Environmental Report 2019 that we aim to maximize the use of recycled paper in our packaging. Paper and other fiber-based materials have some of the highest recycling rates worldwide while plastic has some of the lowest. This drove us to focus our new packaging development on fiber-based materials, eliminating our usage of plastic packaging and increasing the recyclability of our packaging. Approximately 90% of our packaging is now fiber based.

In fiscal year 2018, we used 58 percent recycled paper, on average. When virgin paper is needed, we require our suppliers to source wood fiber from responsibly managed forests or Forest Stewardship Council (FSC) controlled wood sources. For the second year in a row, all of our packaging suppliers sourced their wood fiber responsibly. And we conduct regular audits to ensure their claims.

We don't just specify that all of our virgin fiber be sourced responsibly, we also want to make sure we're not diminishing the world's supply of responsible paper. For the third consecutive year, production from the responsibly managed forests we've protected or helped to improve exceeded the amount of virgin fiber we used in our product packaging.

One year early, we achieved our 2020 goal of transitioning one million acres of forest across China to improved management. This is part of our five-year partnership with World Wildlife Fund. In the U.S., we continue to partner with The Conservation Fund (TCF) and support its innovative Working Forest Fund® model. Through this fund, TCF purchases threatened working forests, protects them into the future through conservation easements, then sells the protected forest to begin the process again. So far, we've protected 36,000 acres of forest in the Eastern United States that are now certified as sustainably managed.

Post-consumer recycled content across all plastic packaging used

Latest year (2025 target): *n/a due to elimination commitment*

Post-consumer recycled content as percentage of total plastic packaging volume, by weight:

2025 target: n/a due to elimination commitment

Latest year: n/a due to elimination commitment

n/a due to elimination commitment

Volume of plastic packaging used

Submitted to the Foundation only

Link to other published data: https://www.apple.com/environment/pdf/Apple_Environmental_Responsibility_Report_2019.pdf (p.34)

Barilla G. & R. Fratelli SpA		Reporting details
<p>Annual revenue: USD1 billion - USD10 billion</p> <p>HQ location: Italy</p> <p>Website: www.barillagroup.com</p>	<p>Barilla was founded in 1877 in Parma as a shop producing pasta and bread. Today the Group has become a world leader in the market for pasta and ready-made pasta sauces in continental Europe, for bakery products in Italy and for crispbreads in Scandinavia.</p>	<p>Reporting time frame: January 2018 - December 2018</p> <p>Verification of data: No third-party verification or assurance</p> <p>Joined the Global Commitment: 02/19</p>
<p>Take action to eliminate problematic or unnecessary plastic packaging</p>		
<p>We started the critical revision of our existing packaging, finding one item on which we are testing alternative solutions. We will end the revision by end 2019, and the results will be published.</p>		<p>Materials or packaging types eliminated or targeted for elimination:</p> <p>Carbon black - Not reported</p> <p>PVC - Not reported</p> <p>PVDC - Not reported</p> <p>PS - Not reported</p> <p>ePS - Not reported</p> <p>Single-use plastic straws - Not reported</p> <p>Single-use plastic cutlery - Not reported</p> <p>Single-use plastic bags - Not reported</p>
<p>Take action to move from single-use to reuse models where relevant</p>		
<p>Stage of implementing reuse models</p> <p><input checked="" type="checkbox"/> Portfolio analysis for opportunities completed</p>	<p>We are continuing the scouting of possible partnerships to develop the reuse approach. As stated, we aim to close a concrete collaboration within 2020.</p>	

100% of plastic packaging to be reusable, recyclable or compostable		Latest year (2025 target): Submitted to the Foundation only (100%)
<p>Percentage (by weight) of total plastic packaging volume, which is</p> <p>Reusable, recyclable or compostable: Submitted to the Foundation only</p> <p>Reusable: 0%</p> <p>Recyclable: Submitted to the Foundation only</p> <p>Compostable: Submitted to the Foundation only</p>	<p>We are going on with the substitution of multi-layer and multi-material flexible packaging, with mono-material solutions.</p>	
Post-consumer recycled content across all plastic packaging used		Latest year (2025 target): 0% (1%)
<p>Post-consumer recycled content as percentage of total plastic packaging volume, by weight:</p> <p>2025 target: 1%</p> <p>Latest year: 0%</p>	<p>We will evaluate any opportunity for using recycled plastics in our secondary and tertiary packaging. When solutions of flexible packaging available for direct food contact will become available, we will evaluate the feasibility in the change</p>	
Volume of plastic packaging used		13,500 metric tonnes

Burberry Group		Reporting details
<p>Annual revenue: USD1 billion - USD10 billion</p> <p>HQ location: United Kingdom</p> <p>Website: https://uk.burberry.com/</p>	<p>Founded in 1856, Burberry is a global luxury brand with a distinctive British attitude.</p> <p>As a retailer, our plastic commitments relate to our own branded packaging. We define this as customer-facing retail packaging including bags, swing tickets, boxes etc.</p>	<p>Reporting time frame: April 2018 - March 2019</p> <p>Verification of data: Plans for third-party verification or assurance in development</p> <p>Joined the Global Commitment: 10/18</p>
<p>Take action to eliminate problematic or unnecessary plastic packaging</p>		
<p>We completed a plastic footprint mapping exercise, enabling us to identify any problematic and unnecessary plastic across our own branded packaging that could be eliminated.</p> <p>We have already removed plastic lamination from retail bags and rolled out new sustainable packaging made using an innovative manufacturing technique where 40% of the material is made from recycled coffee cups. The resulting packaging material is fully recyclable and FSC certified. So far, nearly 30 million cups have been recycled into our packaging since February 2019.</p> <p>We continue to explore ways to remove further unnecessary plastics within our own branded packaging and have removed the plastic film window in children's gift sets.</p> <p>Please refer to Optional commitments section below for additional activities we've undertaken, beyond our public commitments on our own branded packaging.</p>		<p>Materials or packaging types eliminated or targeted for elimination:</p> <p>The report submitted indicated that none of the provided commonly identified problematic packaging materials or types was part of the portfolio.</p>
<p>Take action to move from single-use to reuse models where relevant</p>		
<p>Stage of implementing reuse models</p> <ul style="list-style-type: none"> <input checked="" type="checkbox"/> Piloting of reuse delivery models in progress <input checked="" type="checkbox"/> Piloting of reuse delivery models completed <input checked="" type="checkbox"/> Reuse delivery models in place for a small proportion of products or packaging 	<p>In addition to removing plastic lamination from our retail bags, our bags are made from durable materials and can be reused multiple times.</p> <p>All our own branded packaging, such as boxes and garment bags with the accompanying hanger, are made with quality, long-lasting materials with reuse in mind for the customer.</p> <p>We continue to explore ways to move from single-use to reuse models where relevant within our own branded packaging.</p> <p>Please refer to Optional commitments section below for additional activities we have undertaken, beyond our public commitments on our own branded packaging.</p>	

100% of plastic packaging to be reusable, recyclable or compostable **Latest year (2025 target):** Submitted to the Foundation only **(100%)**

<p>Percentage (by weight) of total plastic packaging volume, which is</p> <p>Reusable, recyclable or compostable: Submitted to the Foundation only</p> <p>Reusable: 85%</p> <p>Recyclable: Submitted to the Foundation only</p> <p>Compostable: 0%</p>	<p>Our own branded packaging is predominantly paper-based, with our retail bags and boxes made from post-consumer recycled coffee cups. This means plastic use is minimal.</p> <p>By the end of 2020, all rain bag covers used in Asia will be made from at least 30% bioplastic and will be fully compostable.</p> <p>We continue to explore ways to use reusable, recyclable or compostable options within our own branded packaging.</p> <p>Burberry is committed to addressing plastic waste and pollution to build a more sustainable future. For this reason, in addition to our original commitment in relation to our own branded packaging, we are working to address our broader plastic footprint.</p> <p>By the end of 2019, we will ensure our mailing bags (used to protect goods) are compostable. We are currently testing compostable polybags, garment shrouds and plastic hangers for our products, which we are aiming to launch by the end of 2020. We launched a new capsule collection for Autumn/Winter 2019 crafted with ECONYL®, a sustainable nylon yarn made from regenerated fishing nets, fabric scraps and industrial plastic. Across our business we have embedded a ‘zero waste mindset’, encouraging employees to proactively address waste and plastic across our operations.</p>
---	--

Post-consumer recycled content across all plastic packaging used **Latest year (2025 target):** 0% **(20%)**

<p>Post-consumer recycled content as percentage of total plastic packaging volume, by weight:</p> <p>2025 target: 20%</p> <p>Latest year: 0%</p>	<p>Our mapping exercise has enabled us to identify products that already have recycled content, such as our garment cover and plastic hanger which are made of 100% recycled content.</p> <p>We are now working to identify further opportunities to increase our use of recycled content and are aiming to use 20% pre or post-consumer recycled content, when bio-based or compostable options are not available, in all our own branded packaging by 2025.</p> <p>We are working on a new recycled garment cover created with a minimum of 20% recycled content, which we aim to launch by 2020. These garment covers are currently made of 100% polyester with a nylon zip.</p> <p>During 2018/19, 100% of the ribbon used in our own branded packaging was made of recycled polyester.</p> <p>We are committed to reviewing the recycled content in our own branded packaging and are currently researching options.</p> <p>Please refer to Optional commitments section below for additional activities we have undertaken, beyond our public commitments on our own branded packaging.</p>
---	---

Optional commitments

Beyond our commitment on non-branded plastic packaging, we have:

- Established a Supply Chain Packaging Taskforce which is looking at ways to eliminate problematic plastic packaging, move from single-use to reuse, and source reusable, recyclable or compostable packaging with recycled content.
- Committed to remove unnecessary plastic from polybags (used to protect single garment covers during transportation from vendors to our hubs).
- Implemented a hanger reuse scheme where London stores send hangers back to our London Local Fulfilment Centre (LFC) to reuse or recycle them at the end of their life. We are also trialling a hanger and polybag reuse scheme at our Hong Kong LFC.
- Started to transition our mainline brand labels and care content labels to 100% recycled content this year and aim to fully transition by the end of 2020.

Volume of plastic packaging used

Submitted to the Foundation only

Colgate-Palmolive Company		Reporting details
<p>Annual revenue: > USD10 billion</p> <p>HQ location: United States</p> <p>Website: https://www.colgatepalmolive.com/en-us</p>	<p>Leading consumer products company deeply committed to advancing technology that can address changing consumer needs throughout the world. Our goal is to use our technology to create products that will continue to improve the quality of life for our consumers where they live.</p>	<p>Reporting time frame: January 2018 - December 2018</p> <p>Verification of data: No third-party verification or assurance</p> <p>Joined the Global Commitment: 10/18</p>
<p>Take action to eliminate problematic or unnecessary plastic packaging</p>		
<p>Colgate-Palmolive has a commitment to eliminate PVC by 2020.</p>		<p>Specific elimination efforts:</p> <p>Carbon black - No plans to eliminate</p> <p>PVC - Plans to eliminate by 2020</p> <p>PS - No plans to eliminate</p> <p>Single-use plastic bags - Plans to eliminate by 2025</p>
<p>Take action to move from single-use to reuse models where relevant</p>		
<p>Stage of implementing reuse models</p> <ul style="list-style-type: none"> <input checked="" type="checkbox"/> Piloting of reuse delivery models in progress <input checked="" type="checkbox"/> Reuse delivery models in place for a small proportion of products or packaging 	<p>Participating in Loop TerraCycle with a reusable packaging by 1H 2020</p>	

100% of plastic packaging to be reusable, recyclable or compostable

Latest year (2025 target): 57% (100%)

Percentage (by weight) of total plastic packaging volume, which is

Reusable, recyclable or compostable: 57%

Reusable: 0%

Recyclable: 57%

Compostable: 0%

As of year-end 2018, approximately 83 percent of our packaging by weight is recyclable in personal care, home care and pet nutrition. When oral care packaging is added, our packaging recyclability company-wide is 77%.

(data excludes acquired skin care businesses PCA Skin and EltaMD).

Over 200 projects are underway in each category that we expect will transform our packaging portfolio in 2019 and 2020. For example, we are transitioning from opaque to clear PET bottles, redesigning multi-material films, and improving recyclability of dispensing systems.

We are rolling out the implementation of shrink sleeves with perforated tear tabs, and we direct consumers to remove the sleeve at end of use to improve bottle recycling. We continue to focus on achieving breakthrough innovation in new shrink sleeve technology and pressure-sensitive label systems that are preferred by recycling facilities.

Post-consumer recycled content across all plastic packaging used

Latest year (2025 target): 7% (25%)

Post-consumer recycled content as percentage of total plastic packaging volume, by weight:

2025 target: 25%

Latest year: 7%

In Latin America, we increased recycled content in PET bottles to 50% (from 0% and 25%) in four types of bottles.

Validating bottles with recycled content across the world and divisions, to include some brands up to 100%.

Volume of plastic packaging used

287,008 metric tonnes

Danone		Reporting details
<p>Annual revenue: > USD10 billion</p> <p>HQ location: France</p> <p>Website: https://www.danone.com/</p>	<p>Danone is a world leading food and beverage company dedicated to bringing health through nutrition to as many people as possible. With more than 100,000 employees, Danone generated 24.7 billion in sales in three businesses: Essential Dairy & Plant-based products, Waters and Specialized Nutrition.</p>	<p>Reporting time frame: January 2018 – December 2018</p> <p>Verification of data: Third-party verification or assurance process in place for some of the data</p> <p>Joined the Global Commitment: 10/18</p>
<p>Take action to eliminate problematic or unnecessary plastic packaging</p>		
<ul style="list-style-type: none"> We aim to eliminate all PVC from our packaging by 2020, jointly representing 7.500 tonnes annually Evian® has piloted an innovation to eliminate non-recyclable shrink film. It has applied eco-design principles to develop a new way of multipacking PET bottles using specially designed adhesive and tape handles (NPP) 		<p>Specific elimination efforts:</p> <p>Carbon black - no plans to eliminate</p> <p>PVC – plans to eliminate by 2021</p> <p>PVDC – plans to eliminate by 2021</p> <p>PS – no plans to eliminate</p> <p>Single-use plastic straws - plans to eliminate by 2025</p> <p>Single-use plastic cutlery – plans to eliminate by 2025</p>
<p>Take action to move from single-use to reuse models where relevant</p>		
<p>Stage of implementing reuse models</p> <p><input checked="" type="checkbox"/> Reuse delivery models in place for a significant proportion of products or packaging</p>	<p>Today, half of our water volumes and 1/3 of the whole business are sold in reusable packaging. Our goal is to develop additional reuse or alternative delivery models where relevant by 2025. As part of this, we aim to launch alternatives to plastic or single-use plastic packaging in all our major water markets by 2025. For instance, Danone is piloting new returnable packaging models for evian, via TerraCycle's Loop project.</p> <p>Danone joined a coalition of the largest consumer product companies and international recycling leader TerraCycle. Together, they launched a global, first-of-its-kind shopping system called Loop. The initiative was designed to change the world's reliance on single use packaging, by offering a convenient and enhanced circular solution to the world's consumers while securing meaningful environmental benefits. Through partnerships in 21 countries, Loop enables consumers to responsibly consume a variety of products in customized, brand-specific durable packaging that are collected, cleaned, refilled and reused. The content, if recoverable, will be either recycled or reused. What's more, TerraCycle works with companies to integrate hard to recycle waste streams, such as ocean plastic, into their products and packaging.</p>	

100% of plastic packaging to be reusable, recyclable or compostable

Latest year (2025 target): 68% (100%)

Percentage (by weight) of total plastic packaging volume, which is

Reusable, recyclable or compostable: 68%

Reusable: 8.3%

Recyclable: 60%

Compostable: 0%

Reuse: Over 50% of Danone's water volumes are sold in reusable packaging (e.g. AQUA, Bonafont, Hayat, Sirma, Villa del Sur). Danone joined coalition of the largest consumer product companies, along with TerraCycle to launch shopping system called Loop, which allows to safely reuse packaging.

Recycle: As of 2018, 87% of our total packaging (68% of our plastic packaging) is reusable, recyclable or compostable. We are aiming to reach 100% by 2025.

- As part of this effort, we are collaborating to develop recycling streams for PS while exploring alternative packaging solutions in parallel.
- We are also innovating specific product lines to optimize recyclability:
 - In Indonesia, we launched a new AQUA water bottle line without labels, after an assessment revealing they were not being effectively recycled.
 - Our new Actimel black bottle uses special pigments that are near infrared-detectable, making them easy to sort and recycle.

Post-consumer recycled content across all plastic packaging used

Latest year (2025 target): 6.4% (25%)

Post-consumer recycled content as percentage of total plastic packaging volume, by weight:

2025 target: 25%

Latest year: 6.4%

[Pre consumer recycled content: 6.5%]

[Percentage renewable content: 0.1%]

In 2018, Danone reached 6,4% recycled materials for all plastic packaging (vs 5,3% in 2017). This is mainly related to the increase of recycled PET, which is the unique food grade recycled plastic allowed.

- Our goal will be to reach an average of 25% recycled material for all our plastic packaging by 2025, and an average of 50% recycled material for our water and beverage bottles. For evian, we will aim for 100% recycled PET by 2025.
- We will launch 100% rPET bottles in all major water markets by 2021, building upon the Lanjaron Red (Spain), AQUA (Indonesia) launches in 2018 and volvic and evian launches in 2019.

Optional commitments made

We aim to offer consumers bottles made of 100% bio-based plastic (bioPET) by 2025. We also want to ensure our packaging is recycled, reused or composted in practice. To achieve this:

- We will work to help meet or go beyond the collection targets set by regulators worldwide by proactively supporting the most modern and efficient formal collection and recycling systems. For example, we will pledge to help the EU reach at least 90% beverage bottles collection by 2025.
- We will step up our investment in private initiatives that strengthen collection and a circular infrastructure, especially in countries where formal systems are absent or in development, or where there is a high risk of leakage into the land or the oceans.
- By 2025, our goal is to have initiated or supported collection and recycling initiatives in each of our top 20 markets (by sales volume, representing around 90% of our total sales).
- Finally, we will sharpen our focus on consumer education in markets with a high risk of leakage.

Volume of plastic packaging used	820,000 metric tonnes
Link to other published data: https://www.danone.com/content/dam/danone-corp/danone-com/about-us-impact/policies-and-commitments/en/2018/Danone_Packaging_Policy.pdf	

Diageo		Reporting details
<p>Annual revenue: > USD10 billion</p> <p>HQ location: United Kingdom</p> <p>Website: www.Diageo.com</p>	<p>Diageo is a global leader in beverage alcohol with an outstanding collection of brands across spirits and beer. Our products are sold in more than 180 countries around the world and are predominantly sold in glass bottles, aluminium cans, kegs and a relatively minor quantity of plastic packaging.</p>	<p>Reporting time frame: July 2018 - June 2019</p> <p>Verification of data: No third-party verification or assurance</p> <p>Joined the Global Commitment: 10/18</p>
<p>Take action to eliminate problematic or unnecessary plastic packaging</p>		
<p>Please see page 55 of 2019 Annual report for progress against our 2025* Targets on Plastics. (*Targets were introduced in 2018)</p> <p>https://www.diageo.com/PR1346/aws/media/7948/b3801-000797_diageo_ar2019.pdf</p>		<p>Specific elimination efforts:</p> <p>PVC - Plans to eliminate by 2020</p> <p>Single-use plastic straws - Already eliminated in 2019</p> <p>Single-use plastic cutlery - Plans to eliminate by 2020</p>
<p>Take action to move from single-use to reuse models where relevant</p>		
<p>Stage of implementing reuse models</p> <ul style="list-style-type: none"> <input checked="" type="checkbox"/> Portfolio analysis for reuse opportunities completed <input checked="" type="checkbox"/> Piloting of reuse delivery models in progress <input checked="" type="checkbox"/> Piloting of reuse delivery models completed <input checked="" type="checkbox"/> Reuse delivery models in place for a small proportion of products or packaging 	<p>During this reporting year, we announced a £16 million investment in reducing the plastic content of our beer packaging through the use of 100% recyclable and biodegradable cardboard.</p> <p>We also co-founded the Africa Plastics Recycling Alliance while developing the Ghana Recycling Initiative by Private Enterprises (GRIFE) partnership to build plastic collection and recycling infrastructure.</p> <p>Additionally, in May 2019 the Guinness Open Gate Brewery announces that all Baltimore-brewed limited release canned multipacks available for purchase at the brewery will be sold in eco-friendly carriers. These carriers, which are sustainably sourced, are designed as an alternative to the standard plastic rings typically used for beer. Made from by-product waste and other compostable materials, the carriers are fully compostable and biodegradable.</p>	

100% of plastic packaging to be reusable, recyclable or compostable

Latest year (2025 target): 81% (100%)

Percentage (by weight) of total plastic packaging volume, which is

Reusable, recyclable or compostable: 81%

Reusable: 81%

Recyclable: Submitted to the Foundation only

Compostable: Submitted to the Foundation only

81% of the Plastics we use is designed to be reusable/recyclable/compostable.

We continue to work with our suppliers and other partners to remove non-recyclable plastics from our products and to promote better recycling infrastructure in selected markets.

Please see pages 55 of 2019 Annual report; link attached below.

https://www.diageo.com/PR1346/aws/media/7948/b3801-000797_diageo_ar2019.pdf

Post-consumer recycled content across all plastic packaging used

Latest year (2025 target): 0.02% (40%)

Post-consumer recycled content as percentage of total plastic packaging volume, by weight:

2025 target: 40%

Latest year: 0.02%

[Pre consumer recycled content: 0.02%]

[Percentage renewable content: 0.02%]

In our first year of reporting against this target, we have identified opportunities to increase the use of recycled content in plastic (PET) bottles, particularly in North America. Although only 2% of our packaging is made from plastic (PET), we nonetheless consider this an important target.

Optional commitments made

We are committed to working with waste experts, consumer goods companies and other stakeholders to explore feasible recycling solutions for single use sachets and other multi-layer formats. In the meantime, we aim to encourage the collection of used sachets for waste to energy purposes, where these facilities exist. This enables the sachets to be recovered and used to generate energy, and prevents environmental impacts associated with landfill or litter.

Consequently during this reporting period, Diageo co-founded the Africa Plastics Recycling Alliance while developing the Ghana Recycling Initiative by Private Enterprises (GRIFE) partnership to build plastic collection and recycling infrastructure.

Volume of plastic packaging used

Submitted to the Foundation only

Link to other published data: Page 56: 2019 Annual Report. https://www.diageo.com/PR1346/aws/media/7948/b3801-000797_diageo_ar2019.pdf

Essity AB		Reporting details
<p>Annual revenue: > USD10 billion</p> <p>HQ location: Sweden</p> <p>Website: essity.com</p>	<p>Essity is a leading global hygiene and health company dedicated to improving well-being through our products and services, essentials for everyday life. Our sustainable business model creates value for people and nature. Sales are conducted in approximately 150 countries</p>	<p>Reporting time frame: January 2018 - December 2018</p> <p>Verification of data: Plans for third-party verification or assurance in development</p> <p>Joined the Global Commitment: 10/18</p>
<p>Take action to eliminate problematic or unnecessary plastic packaging</p>		
<p>The majority of our plastic packaging is made of polyethylene and polypropylene and is recyclable. We have identified smaller volumes of plastics with limited recyclability such as multilayer films with PE/PP, PP/PP, PE/PET, PE/PA, PE/EVOH, PE/ Paper, polystyrene in spools, packaging for sterile and anti-microbial products and carbon black in some ink.</p> <p>The initial work is focusing on improving recyclability for the majority of our packaging that is made of PE and PP. The next step will be to investigate what possibilities there are to find alternative packaging for the categories that have specific demands.</p> <p>Essity is working with taking away unnecessary packaging in manufacturing. We have reduced stretch film in our manufacturing sites with 13% between 2016 and 2018 in Europe. This equals 640 tons plastic and 1,580 tons CO2 reduction.</p> <p>Essity is performing Life Cycle Assessments (LCA) of assortments biannually, where we follow the progress for personal care products and tissue products. We are continuously optimizing and reducing packaging for Essity products and some examples are</p> <ul style="list-style-type: none"> • 21% reduction on average packaging weight for all TENA incontinence care products in Europe since 2008 • 28 % reduction on average packaging weight for all Tork tissue hand towels in Europe since 2011 <p>*Note that the estimations of packaging volumes are estimated average values for both paper and plastics since 2008 and 2011.</p>		<p>Specific elimination efforts:</p> <p>PS - No plans to eliminate</p>
<p>Take action to move from single-use to reuse models where relevant</p>		
<p>Stage of implementing reuse models</p> <p><input checked="" type="checkbox"/> Piloting of reuse delivery models in progress</p>	<p>Essity is not using reusable packaging for the hygiene or health products.</p> <p>The only product category identified during 2019 where reusable packaging would be possible is Tork Surface Cleaning and Tork Hand Cleaning wet wipes where we are testing a refill in flexible multilayer film so the bucket in hard plastic can be reused more than once. During 2020 Essity will evaluate how reusability can be relevant and possible for more options in production and product packaging where we are not limited by hygiene and safety requirement due to high product safety standards within our industry.</p>	

100% of plastic packaging to be reusable, recyclable or compostable **Latest year (2025 target): Submitted to the Foundation only (100%)**

<p>Percentage (by weight) of total plastic packaging volume, which is</p> <p>Reusable, recyclable or compostable: Submitted to the Foundation only</p> <p>Reusable: 0%</p> <p>Recyclable: Submitted to the Foundation only</p> <p>Compostable: Submitted to the Foundation only</p>	<p>Essity works towards 100% recyclability of our packaging until 2025.</p> <p>The majority of our plastic packaging are made of PE and PP and we are reviewing our design to optimize recyclability further. We have reviewed the majority of our packaging from a technical perspective based on Plastic Recyclers in Europe "Design for recyclability"_ RecyClass . The majority of packaging meets RecyClass recyclability requirements from level A to E, and we continue to work with the Categories that are not completed.</p> <p>Essity are members of Plastic recyclers RecyClass and we see that the development of standardised recyclability criteria is of high importance to create a common approach from all stakeholders. Together with actors from the whole value chain for packaging, Essity participated during the spring in workshops in the Circular Plastic Alliance, by the European Commission. The goal is to achieve at least 10 million tons of recycled plastics in products and packaging, by 2025. By participating Essity could provide expertise in order to promote increased supply of recycled plastics. As members of The Consumer Goods Forum, we are also working with others to complement our own efforts, on a pre-competitive and collaborative level to optimize packaging design, to enable recycling and reuse systems, and inspire consumer engagement.</p> <p>An important area for Essity will be to support and encourage our customers and consumers to increase their recycling of packaging through our Essity brands.</p>
--	--

Post-consumer recycled content across all plastic packaging used **Latest year (2025 target): 0% (25%)**

<p>Post-consumer recycled content as percentage of total plastic packaging volume, by weight:</p> <p>2025 target: 25%</p> <p>Latest year: 0%</p>	<p>Essity will use 25% recycled plastics in our plastic packaging by 2025. This target includes packaging for Essity' s branded products.</p> <p>Our first packaging using post-consumer recycled plastics was launched early this year. The primary packaging contains 60% recycled plastics and 20% renewable plant-based plastics (around 37 tons) and the secondary plastics containing 80% recycled plastics (around 30 tons). Essity has several packaging projects to implement renewable or recycled plastics in our plastic packaging.</p> <p>We use around 100 tons pre-consumer plastics in the packaging for baby products.</p> <p>We use around 9 tons renewable plant-based plastics in the packaging for Tork Xpressnap.</p> <p>We have also started a dialogue with all our packaging suppliers to investigate which of them that can provide recycled plastics for our Hygiene Categories. The work to qualify recycled plastics is ongoing with some of these suppliers.</p> <p>One challenge is to find recycled plastics that can meet our quality and product safety requirements for hygiene and health products. We hope that our engagement with the Ellen MacArthur Foundation, EU initiatives and trade associations together with our own initiatives will positively improve the availability of recycled plastics that meet our hygiene and health requirements. Our product safety experts have developed new safety assessments to evaluate the safety of new materials.</p> <p>We aim to launch more packaging with renewable content or recycled content in 2020.</p>
---	--

Volume of plastic packaging used Submitted to the Foundation only

Ferrero		Reporting details
<p>Annual revenue: > USD10 billion</p> <p>HQ location: Luxembourg</p> <p>Website: www.ferrero.com</p>	<p>Ferrero is a global Sweet Packaged Foods company, producing many brand icons that are present and sold in more than 170 countries. Our products are enjoyed by millions of consumers around the world, and are sold in different types of packaging, including rigid and flexible plastics.</p>	<p>Reporting time frame: September 2017 - August 2018</p> <p>Verification of data: Third-party verification or assurance process in place for some of the data</p> <p>Joined the Global Commitment: 06/19</p>
<p>Take action to eliminate problematic or unnecessary plastic packaging</p>		
<ul style="list-style-type: none"> • According to Ferrero eco-design guidelines, and in line with main Design for Recycling principles, in our packaging: • OXO-degradable plastics for packaging applications are banned. • we have already phased out PVC from our new packaging design. We have mapped less than 0.2% of our plastic packaging still contains PVC, but we have planned to eliminate it by Q4 2020. • we are working to have first alternatives to current single use plastic (straws and cutlery) on the market in Q2 2020. • we are investing in R&D and testing new design options that can guarantee the same food protection with less/no plastics. Potential plastic savings, calculated in conditions of full roll-out for three selected R&D projects, are in the order of magnitude of 2 metric tonnes per year. <p>Accordingly to the outcomes of R&D activities, we will define the redesign of several different product categories, such as chocolate figures, paper boxes with plastic windows, plastic trays, and will decrease the use of rigid plastics, while increasing the adoption of renewable alternatives.</p>	<p>Specific elimination efforts:</p> <p>Carbon black - Plans to eliminate by 2022</p> <p>PVC - Plans to eliminate by 2020</p> <p>PVDC - Plans to eliminate by 2025</p> <p>PS - Plans to eliminate by 2025</p> <p>Single-use plastic straws - Plans to eliminate by 2020</p> <p>Single-use plastic cutlery - Plans to eliminate by 2021</p>	
<p>Take action to move from single-use to reuse models where relevant</p>		
<p>Stage of implementing reuse models</p> <p><input checked="" type="checkbox"/> Reuse delivery models in place for a small proportion of products or packaging</p>	<p>In Ferrero we adopt and extend whenever possible reuse practices for business-to-business packaging (such as trays, boxes, pallets, etc.), both in logistics between factories and warehouses. The most recent reuse initiative is the adoption of reusable plastic trays in our Chinese plants, as a roll-out of good practices already adopted in European and Canadian plants. This avoids the consumption of about 30 tons of plastics per year (2017 CSR data).</p> <p>We are also exploring the possibility of designing specific reusable business-to-consumer packaging for selected projects, according to innovative circular economy business models.</p> <p>Ferrero works to identify opportunities for circular economy and reuse models, always in compliance with legislations on food safety and food contact requirements.</p>	

100% of plastic packaging to be reusable, recyclable or compostable

Latest year (2025 target): Submitted to the Foundation only (100%)

Percentage (by weight) of total plastic packaging volume, which is

Reusable, recyclable or compostable:
Submitted to the Foundation only

Reusable: 0%

Recyclable: Submitted to the Foundation only

Compostable: Submitted to the Foundation only

Ferrero has committed to make all its packaging 100% recyclable or reusable or compostable by 2025. From upstream to end products in the community, our packaging teams are working on definitive pilots as well as ready-to-scale projects. It is important to understand that our enhanced packaging policy is not new. Ferrero has for years adhered to stringent guidelines for certified sustainable packaging material, with measurable results.

We have identified those packaging types and volumes that, in Ferrero portfolio, are not recyclable in practice and at scale. A roadmap to address each item, with the objective to implement solutions to replace it with recyclable, reusable or compostable packaging by 2025, has been already laid out.

We are working with our lead suppliers, laboratories and universities, main waste management systems, in order to:

- develop innovative materials that will improve recyclability of our packaging whilst ensuring the same level of safety, quality and organoleptic properties;
- move from composite to mono-material films;
- invest in R&D for the development of new compostable materials;
- support the development infrastructure and sorting technologies, partnering with recyclers and waste management system like DSD in Germany or CONAI in Italy;
- boost plastic recycling streams, as active partners of Plastics Recycler Europe (PRE);
- support the development of chemical recycling processes (EU funded project Reciplast).

Post-consumer recycled content across all plastic packaging used

Latest year (2025 target): 3% (4%)

Post-consumer recycled content as percentage of total plastic packaging volume, by weight:

2025 target: 4%

Latest year: 3%

The recycled content target mainly refers to the adoption of recycled PET (rPET) in substitution to virgin PET used in packaging applications. As a packaged food company, Ferrero can use recycled materials only if they are suitable and proved to be safe for food-contact use.

Thus, about 90% of rPET used in secondary packaging applications, such as trays that are not in direct contact with food. This accounts for about 15% of the total PET-rigid used in the group (according to CSR 2018 data).

We plan to include at least 25% of rPET in our bottles by 2025, aiming at reaching higher percentages allowed by national laws.

Nevertheless, we constantly monitor innovations in terms of recycling processes, resulting in recycled materials suitable for food-contact use, in compliance with all the applicable regulations for food contact materials and with our internal policies.

Optional commitments made

Our global commitment to sustainable packaging refers to all types of packaging materials, including plastic packaging.

We commit to engage consumers to 'do the right thing', not only through end-of-life labels that will be added to all packages, but also through additional communication and educational initiatives. For example, Nutella products placed on the EU market have clear packaging end-of-life labelling. More and more products have label indications or instructions (where space allows) on the packaging.

We aim at applying to each product a worldwide labelling system, with the objective to give consumers clear and easy information for correct end-of-life management.

Volume of plastic packaging used Submitted to the Foundation only

Link to other published data: The Ferrero CSR report can be consulted at www.ferrerocsr.com

FrieslandCampina Nederland B.V.		Reporting details
<p>Annual revenue: > USD10 billion</p> <p>HQ location: Netherlands</p> <p>Website: www.frieslandcampina.com</p>	<p>FrieslandCampina is a global dairy cooperative. We produce, market and sell dairy products globally, but predominantly in Europe, Asia and Africa. Our portfolio consists of: i.a. milk products, yoghurts, desserts, cheese, milk powder, evaporated milk, infant formula, medical, and sports nutrition.</p>	<p>Reporting time frame: January 2018 - December 2018</p> <p>Verification of data: Plans for third-party verification or assurance in development</p> <p>Joined the Global Commitment: 03/19</p>
<p>Take action to eliminate problematic or unnecessary plastic packaging</p>		
<p>In general, due to low margins in the FMCG industry, our packaging is minimised as far as possible. While optimising the packaging we're cautious not to impact the recyclability of our packaging. Apart from our continuous optimisation projects, the projects below represent key plastic elimination projects.</p> <ul style="list-style-type: none"> Investigating how to move to monolayer films for cheese while maintaining the protective function of the packaging without adding additional plastic. Started a project to eliminate plastic straws on plastic bottles (eliminate 13 ton of plastic) Started a project to replace plastic straws by sustainable alternative (replace 1250 ton of plastic) <p>Carbon black is used in cheese trays, UHT HDPE bottles and light-barrier sleeves on PET bottles. The cheese trays are planned for elimination (2020, 10.5 kton). For HDPE and PET bottles, we need the light barrier to protect our product and prevent food waste.</p> <p>Less than 1% of the plastic is still made out of PVC, part of which is already planned to be phased out. We are committed to remove PVC from our packaging portfolio.</p> <p>PS is partly planned for elimination.</p>		<p>Specific elimination efforts:</p> <p>Carbon black - Plans to eliminate, no date set</p> <p>PVC - Plans to eliminate by 2025</p> <p>PS - No plans to eliminate</p> <p>Single-use plastic straws - Plans to eliminate by 2025</p> <p>Single-use plastic cutlery - Plans to eliminate by 2025</p>

Take action to move from single-use to reuse models where relevant

Stage of implementing reuse models

- Piloting of reuse delivery models in progress
- Reuse delivery models in place for a small proportion of products or packaging

Due to hygienic restrictions, we don't have reuse models for plastic packaging in contact with food. Some part of our portfolio is in returnable glass bottles and jars. We don't simply switch to reuse models to save (plastic) materials, it should be beneficial in terms of carbon footprint as well. Saving material while increasing the carbon footprint is not sustainable.

We do use reuse systems for secondary and industrial applications, such as crates for bottles, steel tanks, industrial bulk containers and pallets.

100% of plastic packaging to be reusable, recyclable or compostable

Latest year (2025 target): Submitted to the Foundation only (100%)

Percentage (by weight) of total plastic packaging volume, which is

Reusable, recyclable or compostable:
Not reported

Reusable: Not reported

Recyclable: Not reported

Compostable: Not reported

We signed the global commitments early 2019, hence for 2018 we are not in a position to report on quantitative data yet. The percentage of plastic packaging volume reusable is to be confirmed. We're currently in the process of analysing all FrieslandCampina packaging on a detailed level to shape our portfolio to become circular and to reduce our footprint.

For our key plastic packaging formats we've started projects to improve the recyclability:

- Develop recyclable cheese packaging
- Make our bottle sleeves removable to enable recycling of the bottles

Post-consumer recycled content across all plastic packaging used

Latest year (2025 target): Not reported (50%)

Post-consumer recycled content as percentage of total plastic packaging volume, by weight:

2025 target: 50%

Latest year: Not reported

We're working on 100% rPET project for our complete PET bottle portfolio. Low availability of rPET is the main issue.

There are no foodgrade solutions for rHDPE and rPP. There are only very small closed loop volumes available on the market. We're actively pushing suppliers, governments, waste managers and NGO's to accelerate solutions to further increase the recycled content. Food grade quality and limited availability of recycled plastics remain our main challenge.

Volume of plastic packaging used

Submitted to the Foundation only

H&M Group		Reporting details
<p>Annual revenue: > USD10 billion</p> <p>HQ location: Sweden</p> <p>Website: https://www.hmgroup.com</p>	<p>H&M Group is one of the biggest fashion- and design companies in the world and includes eight clearly defined brands!</p> <p>With a global presence, H&M Group reaches customers around the world through our physical stores and digital channels.</p>	<p>Reporting time frame: January 2018 - December 2018</p> <p>Verification of data: Plans for third-party verification or assurance in development</p> <p>Joined the Global Commitment: 10/18</p>
Take action to eliminate problematic or unnecessary plastic packaging		
<p>To reach the goals set in our Packaging Strategy as well as in this commitment, all brands and supporting functions within the H&M Group are creating individual roadmaps by analysing the entire assortment, for all packaging, in order to collect data, detect the biggest challenges and identify what to prioritize and by when. H&M Group are/have currently:</p> <p>Changed material used to make customer shopping-bags for H&M from plastic to paper. We aim to make the same change for all H&M Group brands during 2020. Most of them already have paper bags and offer reusable shoppers.</p> <p>Piloting to remove inner polybags for e-commerce and retail with the goal to eliminate them entirely.</p> <p>Eliminated plastic inner and outer polybags in India and replaced with paper. Now piloting how to scale this.</p> <p>Piloting to replace e-commerce plastic bags with paper bags as well as optimizing our box assortment with the goal to minimize additional packaging material while optimizing the material usage.</p> <p>Eliminated plastic hang tags and hygiene stickers for H&M products.</p> <p>Changed the packaging for socks and underwear at H&M, from virgin to recycled plastic. Recycled plastic will be eliminated and replaced with paper.</p> <p>Running a pop-up in the Netherlands with our concept "Take Care" where we offer refillable clothes detergent.</p> <p>Developing refillable compacts for beauty products.</p> <p>Eliminated gold foil on beauty primary packaging and the plastic lamination from secondary paper packaging at H&M.</p>		<p>Specific elimination efforts:</p> <p>Carbon black - Plans to eliminate by 2025</p> <p>PVC - Already eliminated</p> <p>PVDC - Already eliminated</p> <p>PS - Plans to eliminate by 2021</p> <p>ePS - Plans to eliminate by 2021</p> <p>Single-use plastic straws - Already eliminated</p> <p>Single-use plastic cutlery - Plans to eliminate by 2020</p> <p>Single-use plastic bags - Plans to eliminate by 2020</p>

Take action to move from single-use to reuse models where relevant

Stage of implementing reuse models

- Piloting of reuse delivery models in progress
- Reuse delivery models in place for a small proportion of products or packaging

H&M Group are piloting a project during fall 2019 with reusable e-commerce packaging for our customers.

H&M Group are offering reusable shoppers (shopping bags) at several brands within the group and are also looking into how this can be scaled even further.

For garments that need to be shipped hanging due to quality reasons (this is a minority of the total quantity), H&M Group are looking into a circular flow of the hangers.

H&M Group are currently running several pilots for the business area Beauty to see how to implement reusable primary packaging.

H&M Group are piloting refillable compacts for beauty products.

H&M Group are running a pop-up in the Netherlands with the concept Take Care where customers are offered to purchase refillable clothes detergent.

100% of plastic packaging to be reusable, recyclable or compostable

Latest year (2025 target): Submitted to the Foundation only (100%)

Percentage (by weight) of total plastic packaging volume, which is

Reusable, recyclable or compostable:
Submitted to the Foundation only

Reusable: 0.3%

Recyclable: Submitted to the Foundation only

Compostable: 0%

To reach the goals set in both our packaging strategy and in this commitment, all brands and functions at H&M Group are creating individual roadmaps by analysing the entire packaging assortment to collect data, detect where the biggest challenges lie and identify what to prioritize and by when.

H&M Group are developing tools and guidelines for circular design as well as for material, closely interlinked to our restricted substances list, to ensure that circular design principles are applied in order to reach 100% reusable, recyclable and/or compostable packaging.

H&M Group are educating staff in the principles of a circular economy, both by attending a 6-week Masterclass and by participating in workshops led by the Ellen MacArthur Foundation.

H&M Group have identified opportunities on how to create a circular flow for reusable and/or refillable packaging as well as opportunities to move from single-use towards reuse models, both consumer and non-consumer facing.

H&M Group are developing tools for refillable compacts for beauty products.

H&M Group are piloting a project during fall 2019 where we are offering reusable e-commerce packaging for customers.

H&M Group are offering reusable shopping bags at several brands within the H&M Group and are also looking into how we can scale this even further.

For garments that need to be shipped hanging due to quality reasons, a minority of the total quantity, H&M Group are looking into a circular flow for the hangers.

Post-consumer recycled content across all plastic packaging used

Latest year (2025 target): 49.2% (25%)

Post-consumer recycled content as percentage of total plastic packaging volume, by weight:

2025 target: 25%

Latest year: 49.2%

[Pre consumer recycled content: 21.4%]

[Percentage renewable content: 0%]

49.2% of all plastic packaging material used by the H&M Group during 2018 is Post-consumer recycled plastic. The biggest share comes from the H&M brands plastic shopping bags which are currently being phased out. The reporting for 2019 will therefor show a great result in reduction of single-use plastic but the action will at the same time decrease the share of post-consumer plastic. Hence, the H&M Group will remain with the set target to use 25% post- consumer plastic by 2025.

H&M Group are planning to replace virgin plastic with post-consumer recycled plastic for inner polybags. Latest by 2025, the goal is to eliminate the use of plastic polybags.

H&M brand are changing packaging for socks and underwear, from virgin to recycled plastic. Recycled plastic packaging will be eliminated and replaced with paper by 2025 at the latest

We are piloting a test to use 100% post-consumer recycled ABS in beauty compacts at H&M.

Beauty bottles from H&M HOME, H&M Conscious and ARKET contain 100% post-consumer PET.

Volume of plastic packaging used

9,449 metric tonnes

The data is based on ordered volume and weight per ordered goods. Currently, the data is gathered and verified by the suppliers.

The phasing out of the plastic shopping bags at H&M Brand will have a significant reduction of the volumes for the upcoming year.

For beauty packaging the H&M group are buying MOQ (minimum order quantities), so for certain products bought volume may be sold over several seasons. This may cause fluctuations in buying patterns of certain materials, one year it's high, the next year it's zero.

External beauty brands are not included in the reporting.

H&M Group are working actively to improve the data collection quality and are working towards having this verified by a third party.

Henkel AG & Co. KGaA		Reporting details
<p>Annual revenue: > USD10 billion</p> <p>HQ location: Germany</p> <p>Website: www.henkel.com</p>	<p>Henkel operates globally with a well-balanced and diversified portfolio. The company holds leading positions with its three business units in both industrial and consumer businesses thanks to strong brands, innovations and technologies.</p>	<p>Reporting time frame: January 2018 - December 2018</p> <p>Verification of data: Third-party verification or assurance process in place for some of the data</p> <p>Joined the Global Commitment: 10/18</p>
Take action to eliminate problematic or unnecessary plastic packaging		
<p>We aim to reduce the amount of packaging material where possible and do away with all packaging that is not absolutely essential. For many years, we have been striving to reduce the quantity of packaging material in the entire product life cycle without impacting the quality, performance, or safety of our products. We will continue to do so in the future. Two examples:</p> <p>Thanks to a more concentrated formulation and a newly designed bottle for liquid laundry detergents such as Persil, Henkel was able to reduce the packaging volume by 3,500 metric tons annually. The bottles are fully recyclable. Our newly designed Pril bottles save 1,400 metric tons annually of plastic by using less plastic for the bottles as well for the new closure.</p> <p>There are substances of potential concern, like polyvinyl chlorides (PVC), which are often criticized as packaging materials. Henkel began to remove and avoid the use of PVC in its packaging back in the 1990s. Today, we only use PVC in a few exceptional cases for which we have not yet found a workable alternative. Overall, materials containing PVC currently make up less than 1 percent of our total global expenditure on packaging. We continue to work toward our goal of fully eliminating PVC from our packaging materials and extend the scope to cover other substances of potential concern.</p> <p>Further examples in our Sustainability Report: www.sustainabilityreport.henkel.com</p>		<p>Specific elimination efforts:</p> <p>Carbon black - Plans to eliminate by 2025</p> <p>PVC - Already eliminated</p> <p>PS - Plans to eliminate by 2025</p> <p>ePS - Already eliminated</p>

Take action to move from single-use to reuse models where relevant

Stage of implementing reuse models

- Portfolio analysis for reuse opportunities completed
- Piloting of reuse delivery models in progress
- Reuse delivery models in place for a small proportion of products or packaging

One option to close the loop is to reuse packaging and explore refill solutions in relevant markets based on consumer acceptance, the related expenditure and costs. We also want to maximize the re-usability of secondary and tertiary packaging that is typically used for shelf displays or logistical purposes.

The products from the Biff, Sidolin and Pril brands contribute to sustainability in three ways: through their ingredients, through sustainable packaging and through our social engagement. Trigger bottles of the Pro Nature product line also offers refillable packaging, which enables consumers to reuse the original bottle.

Somat Smart: The smarter way of dishwashing:

<https://www.henkel.com/press-and-media/press-releases-and-kits/2019-01-29-the-smart-way-of-crowd-marketing-905784>

Henkel under the umbrella of Henkel Ventures is investing in the US cleaning products start-up Truman's, which aims to reduce single-use plastic bottles and truck loads in the cleaning industry by shipping concentrate-filled cartridges that are mixed with water in reusable bottles at the point of use.

(<https://www.henkel.com/press-and-media/press-releases-and-kits/2019-09-12-henkel-invests-in-us-cleaning-products-start-up-trumans-981862>)

Henkel under the umbrella of Henkel Ventures is investing in the US cleaning products start-up Truman's, which aims to reduce single-use plastic bottles and truck loads in the cleaning industry by shipping concentrate-filled cartridges that are mixed with water in reusable bottles at the point of use.

<https://www.henkel.com/press-and-media/press-releases-and-kits/2019-09-12-henkel-invests-in-us-cleaning-products-start-up-trumans-981862>

Throughout Germany, Scandinavia and France we provide refillable pouches for our liquid hand soap dispensers.

Further examples in our Sustainability Report

100% of plastic packaging to be reusable, recyclable or compostable

Latest year (2025 target): Submitted to the Foundation only (100%)

Percentage (by weight) of total plastic packaging volume, which is

Reusable, recyclable or compostable:
Submitted to the Foundation only

Reusable: <1%

Recyclable: Submitted to the Foundation only

Compostable: Submitted to the Foundation only

We are aiming for 100% of our packaging to be recyclable, reusable or compostable by 2025. At the end of 2018, we had achieved this for more than 80% of our total packaging portfolio.

Pro Nature range: The products from the Biff, Sidolin and Pril brands contribute to sustainability in three ways: through their ingredients, through sustainable packaging and through our social engagement. The bottles are also fully recyclable. The product line also offers refillable packaging, which enables consumers to reuse the original bottle.

Our teams are engaging in partnerships that help our customers in the packaging industry respond to rising expectations related to recycling. One of our main focus areas is flexible packaging, which consists of multiple layers of film and foil that are bonded together. These materials are commonly used to make packaging for food because flexible packaging is strong and tear-resistant, ensuring that freshness and quality are protected until the product is used. It also weighs less than alternatives, which reduces the carbon footprint created during transport. However, the different layers of flexible packaging can be difficult to separate during the recycling process. Together, we are creating a technology that can be used to split the layers of flexible packaging and make the resulting material available for recycling. The solution has already been tested on a pilot line and is now being scaled-up for commercial volumes for post-industrial waste.

Post-consumer recycled content across all plastic packaging used

Latest year (2025 target): 7% (20%)

Post-consumer recycled content as percentage of total plastic packaging volume, by weight:

2025 target: 20%

Latest year: 7%

In order to recover as much existing material as possible, Henkel constantly works on increasing the share of recycled content in its packaging. While many of our brands already offer products with packaging made from recycled material, we set ourselves the ambitious target to use 35 percent recycled plastic for all the plastic packaging of our consumer goods products in Europe by 2025. At the end of 2018, the share was almost 10 percent. Some examples:

Henkel integrates Social Plastic® in packaging for Beauty Care and Laundry & Home Care products:

<https://www.henkel.com/press-and-media/press-releases-and-kits/2019-04-29-henkel-integrates-social-plastic-in-packaging-for-beauty-care-and-laundry-home-care-products-936188>

Transport packaging for dish wash tab brand Somat includes 50 percent recycled plastic:

<https://www.henkel.com/press-and-media/press-releases-and-kits/2019-06-25-transport-packaging-for-dish-wash-tab-brand-somat-includes-50-percent-recycled-plastic-958644>

Further Examples:

- Bottles of Syoss Pure: 25% recycled material
(<https://www.henkel.de/presse-und-medien/presseinformationen-und-pressemappen/2019-02-22-syoss-pure-die-neue-haarpflege-linie-ohne-zusatzstoffe-913686>)
- First bottles Schauma shampoo: 100% recycled material
(<https://www.henkel.de/presse-und-medien/presseinformationen-und-pressemappen/2019-06-03-schauma-pflegt-dein-haar-und-schuetzt-die-umwelt-mit-flaschen-aus-100-prozent-recyceltem-plastik-947450>)

Optional commitments made

We want people to be aware of how the circle can be closed and plan to reach more than 1 billion consumers with targeted information about recycling. At the same time, we will inform our employees worldwide about these matters.

Under "Be smarter.Recycle" on <http://recycle.smarterinitiative.com/en/home.html> as part of the BeSmarter initiative, we aim to raise consumer awareness of topics including recycling and managing waste within a circular economy.

We also will communicate the recyclability of our products "where it is proven that a pack can be recycled in practice and at scale" using the well-known three arrows. For certain products, the consumer needs to follow certain steps to make sure the product is recycled properly, which is also explained in easily understandable logos. For example with the Vernel bottles, the sleeve needs to be removed before the bottle is put in the recycling bin.

Since April 2018, Henkel has been a partner of the How2Recycle program in the US.

Volume of plastic packaging used

359,000 metric tonnes

Inditex		Reporting details
<p>Annual revenue: > USD10 billion</p> <p>HQ location: Spain</p> <p>Website: https://www.inditex.com/</p>	<p>Inditex is one of the world's largest fashion retailers, with eight brands (Zara, Pull&Bear, Massimo Dutti, Bershka, Stradivarius, Oysho, Zara Home and Uterqüe) selling in 202 markets through its online platform or its over 7,000 stores in 96 markets.</p>	<p>Reporting time frame: February 2018 - January 2019</p> <p>Verification of data: Third-party verification or assurance process in place for some of the data</p> <p>Joined the Global Commitment: 10/18</p>
<p>Take action to eliminate problematic or unnecessary plastic packaging</p>		
<ul style="list-style-type: none"> Two of our brands (Massimo Dutti and Uterqüe) have never used plastic carrier bags. In Zara, we fully replaced the single-use plastic carrier bags from our stores in Q1 2019. We will replace the single-use plastic carrier bags to the remaining brands from our stores with paper bags by 2020. If successful, this would eliminate 5,356 tonnes of plastic packaging annually. We will eliminate in all brands of the Group 100% of all single-use plastic outer bags that protect cardboard boxes from our online orders along 2020. If successful, this would eliminate 966 tonnes of plastic packaging annually. 		<p>Specific elimination efforts:</p> <p>PVC - Plans to eliminate by 2023</p> <p>PS - No plans to eliminate</p> <p>ePS - Plans to eliminate by 2023</p> <p>Single-use plastic bags - Plans to eliminate by 2020</p>
<p>Take action to move from single-use to reuse models where relevant</p>		
<p>Stage of implementing reuse models</p> <p><input checked="" type="checkbox"/> Piloting of reuse delivery models in progress</p>	<p>We launched the "single hanger project" in Zara, aiming to unify materials and types of hangers to improve traceability and implement a reuse circuit of these "single hangers". The implementation phase in Zara will be completed in Q4 2020.</p>	

100% of plastic packaging to be reusable, recyclable or compostable Latest year (2025 target): Submitted to the Foundation only (100%)	
Percentage (by weight) of total plastic packaging volume, which is Reusable, recyclable or compostable: Submitted to the Foundation only Reusable: 1% Recyclable: Submitted to the Foundation only Compostable: Submitted to the Foundation only	<ul style="list-style-type: none"> We will work closely with our plastic packaging suppliers to establish a certified system of approved packaging items and suppliers to unify the type of plastic and improve traceability in order to ensure that our packaging is recyclable. We continue improving the establishment of viable recycling/reuse channels for headquarters, our own factories, logistics centres and stores. In fiscal year 2018 we sent to recycle 549 tons of plastic from our own factories, headquarters and logistics centres.
Post-consumer recycled content across all plastic packaging used Latest year (2025 target): 4% (20%)	
Post-consumer recycled content as percentage of total plastic packaging volume, by weight: 2025 target: 20% Latest year: 4%	<p>We are currently working with our suppliers to increase the % of post-consumer recycled content in packaging across our portfolio, with the aim of reaching an ambitious target by 2025.</p> <p>For example, recycled plastic tarpaulins are used to cover merchandise in air-freight shipments to our stores. Thanks to this measure, 268 tonnes of 100% recycled plastic (50% post consumer recycled plastic) sheeting was consumed in fiscal year 2018.</p> <p>Furthermore, we are working to increase the % of post-consumer recycled content in the bags we use to collect and sort plastic in our centres, which currently contains 50%post-consumer recycled content.</p>
Volume of plastic packaging used Submitted to the Foundation only	

Johnson & Johnson Consumer Health		Reporting details
<p>Annual revenue: > USD10 billion</p> <p>HQ location: United States</p> <p>Website: https://www.jnj.com/</p>	<p>As part of the largest and most diversified healthcare company in the world, Johnson & Johnson Consumer Health develops and delivers a wide range of consumer health products that empower consumers to care for themselves. Our global portfolio of brands touches more than one billion people every day.</p>	<p>Reporting time frame: January 2018 - December 2018</p> <p>Verification of data: Plans for third-party verification or assurance in development</p> <p>Joined the Global Commitment: 10/18</p>
Take action to eliminate problematic or unnecessary plastic packaging		
<p>To date, highlights include:</p> <p>In 2019, Johnson & Johnson Consumer Health completed an initial assessment of our current portfolio and identified opportunities to eliminate problematic plastic packaging.</p> <p>Johnson & Johnson Consumer Health have assessed the limited number of products with carbon black plastic packaging and are exploring the use of NIR detectable black colorants.</p> <p>Johnson & Johnson Consumer Health have identified 2 products in PVC rigid plastic containers and have put in place plans for replacement.</p> <p>Johnson & Johnson Consumer Health have identified 1 product in our global portfolio that includes a single use plastic straw and have started engaging suppliers to find alternatives that meet our requirements.</p> <p>Johnson & Johnson Consumer Health continue to identify opportunities to reduce unnecessary plastic. Some examples include,</p> <p>TYLENOL® redesigned product packaging this year to make the bottle easier for consumers to open, thereby eliminating more than 40 tons of one-time-use plastic.</p> <p>SUNDOWN® (LATAM) uses sugarcane-based polyethylene packaging containing 60 percent bio-based material and 40 percent recycled material. Last year, SUNDOWN® combined two formulations into one product for consumer convenience and realized a 48% reduction in weight of materials & primary packaging.</p> <p>Johnson & Johnson Consumer Health reduced the weight of our LISTERINE® packaging last year to reduce PET plastic packaging by approximately 400 MTs/year.</p> <p>LE PETIT MARSEILLAIS® launched a first-of-its-kind shower gel concentrate this year that reduces packaging by an estimated 60%.</p>		<p>Specific elimination efforts:</p> <p>Carbon black - Plans to eliminate by 2025</p> <p>PVC - Plans to eliminate, no date set</p> <p>PVDC - Plans to eliminate, no date set</p> <p>PS - Plans to eliminate by 2025</p> <p>Single-use plastic straws - Plans to eliminate by 2025</p>

Take action to move from single-use to reuse models where relevant

Stage of implementing reuse models

Reuse delivery models in place for a small proportion of products or packaging

To date, highlights include:

JOHNSON'S BABY® has implemented reuse models in LATAM and Asia Pacific and continues to identify opportunities to expand these models. LE PETIT MARSIELLAIS® has committed to building on existing refills models for liquid soaps by launching two [2] additional products in 2020.

100% of plastic packaging to be reusable, recyclable or compostable

Latest year (2025 target): Submitted to the Foundation only (100%)

Percentage (by weight) of total plastic packaging volume, which is

Reusable, recyclable or compostable:
 Submitted to the Foundation only

Reusable: 2%

Recyclable: Submitted to the Foundation only

Compostable: Submitted to the Foundation only

To date, highlights include:

NEUTROGENA® plans to introduce more recyclable packaging for cosmetic wipes by replacing non-recyclable film with polyethylene by 2021.

Johnson & Johnson Consumer Health developed an enhanced internal Design for Recyclability policy and governance to be launched in 2019.

Johnson & Johnson Consumer Health continue to fund efforts to advance the recycling of plastic tubes in North America.

Johnson & Johnson Consumer Health joined the Materials Recovery for the Future Project, a collaboration of leading companies in North America committed to advancing the understanding of how flexible plastic packaging can be effectively sorted for recovery.

Johnson & Johnson Consumer Health recognize that to truly address the plastic waste issue, we need to engage our consumers, customers and broader supply chain. Some examples of how we're doing this include; Through our Care To Recycle® Program, we encourage consumers, since 2013, to recycle their personal care products through educational campaigns and engagement programs.

Johnson & Johnson Consumer Health have joined the many companies in North America adopting the How2Recycle label to provide a standardized label that clearly communicates recycling instructions to consumers.

Johnson & Johnson Consumer Health continue to explore opportunities to advance our packaging towards reuse models, while striving to ensure that 100% of our packaging is recyclable within today's infrastructure.

Note: Our percentage of volume reusable and percentage of packaging recyclable are estimates. Johnson & Johnson Consumer Health are working towards verifying and assuring these data points.

Post-consumer recycled content across all plastic packaging used

Latest year (2025 target): 1% (15%)

Post-consumer recycled content as percentage of total plastic packaging volume, by weight:

2025 target: 15%

Latest year: 1%

To date, highlights include:

In 2019 Johnson & Johnson Consumer Health completed an applicability and impact assessment to set a 2025 post-consumer recycled content target of 15% across all plastic packaging (we will evaluate the opportunity to increase this target as Johnson & Johnson Consumer Health progress). This percentage will vary across regions and brands, for example in LATAM we currently use:

- 33% PCR content in PE films for our STAYFREE® products; and,
- 20% PCR resin for all JOHNSON'S BABY® 200ml shampoo bottles.

Our plastics packaging is mostly primary packaging that comes in contact with our products, where product quality and safety is paramount.

Johnson & Johnson Consumer Health require 100% food grade quality post-consumer resin in our bottles. Whereas our required quality of PCR is mostly available in rPET our PET bottles represent our most significant opportunity to increase PCR in our plastic packaging.

Our percentage of post-consumer recycled content as a proportion of total plastic packaging volume today is an estimate and Johnson & Johnson Consumer Health are working towards verifying and assuring this data point.

Volume of plastic packaging used

Submitted to the Foundation only

Kellogg Company		Reporting details
<p>Annual revenue: > USD10 billion</p> <p>HQ location: United States</p> <p>Website: http://www.kelloggcompany.com</p>	<p>Kellogg Company is a leading global plant-based food company. Our portfolio of products include snacks, such as crackers, savory snacks, toaster pastries, cereal bars, granola bars and bites; and convenience foods, such as ready-to-eat cereals, frozen waffles, veggie foods and noodles.</p>	<p>Reporting time frame: January 2018 - December 2018</p> <p>Verification of data: No third-party verification or assurance</p> <p>Joined the Global Commitment: 10/18</p>
<p>Take action to eliminate problematic or unnecessary plastic packaging</p>		
<p>In 2018, we transitioned to compostable/paper food service products in all plants/offices globally. In our Michigan/Chicago-area, this diverts 2 million pieces of serviceware, 105,000 straws and 110,000 bottles from landfills every year.</p> <p>Our packaging has no plastic forks, knives, straws, stirrers, polystyrene, or oxo-degradable plastic. One product uses plastic spoons and we are working on options to eliminate this from our packaging.</p> <p>We are evaluating reusable, recyclable, home compostable, or renewable alternatives for our promotions, to avoid plastic inserts (toys or games) in cereal boxes.</p> <p>MorningStar Farms reduced packaging weight by 38% by moving to re-sealable bags.</p> <p>We are reducing and optimizing our packaging, and working on how to collect and communicate progress in future years. We track restricted materials and as we are developing our sustainable packaging strategy toward 2025, each product category is developing insights and plans.</p> <p>We are a signatory to the Australian Packaging Covenant and complete annual Sustainable Packaging Guidelines reports for new and current items.</p> <p>We are looking to reduce weight of our flexible packaging, aiming for a more than 10% reduction in our cereal liner. Savings of plastic per year from multiple 2019 optimization projects include: South Africa - 13.3 tonnes, India - 8.3 tonnes, China (LUP/small granola packs) 9.8 tonnes, China (stand up pouches/large granola packs) 1.6 tonnes, Australia (Pringles 'sachets') 4.6 tonnes.</p>		<p>Specific elimination efforts:</p> <p>PVC - Plans to eliminate by 2025</p> <p>Single-use plastic cutlery - Plans to eliminate by 2025</p>
<p>Take action to move from single-use to reuse models where relevant</p>		
<p>Stage of implementing reuse models</p> <p><input checked="" type="checkbox"/> Yet to commence reuse opportunity identification process</p>	<p>We are actively evaluating opportunities and developing a reuse strategy to best fit our product categories. Currently, we have some instances where we bulk ship cereal in reusable bins from the production facility to the final destination where it is packed into pouches or bag-in-box. In Europe, our granola is shipped in bulk from Belgium to Japan and then finished and packed in our Japan Manufacturing facility. Also, All-Bran shreds are shipped from Australia to Japan in 280kg bulk shippers.</p>	

100% of plastic packaging to be reusable, recyclable or compostable		Latest year (2025 target): Submitted to the Foundation only (100%)
<p>Percentage (by weight) of total plastic packaging volume, which is</p> <p>Reusable, recyclable or compostable: Submitted to the Foundation only</p> <p>Reusable: 0%</p> <p>Recyclable: Submitted to the Foundation only</p> <p>Compostable: Submitted to the Foundation only</p>	<p>We are evaluating our materials and working with suppliers to develop films to make packages more recyclable.</p> <p>In India, we are working to change multi-layer (MLP) to single layer packaging and working with a waste management company to build a system to collect/dispose MLP as fuel for cement kilns.</p> <p>We seek partnerships to increase the recycling rate of our "recycle-ready"_ products. In the U.S., we added the How2Recycle label to most of our packages. In Australia, eligible packaging includes the Redcycle logo. In 2018, 7.7 tonnes of our packaging made it into Redcycle collection bins.</p> <p>In 2019, Bear Naked launched store drop-off, recycle-ready packaging for its line of granolas and granola bites.</p> <p>In the U.K., we partner with TerraCycle to collect/recycle Pringles cans. In Malaysia we work with a waste collector to convert unusable cans from our plant into corrugated paper. We are exploring new packaging materials/formats for the Pringles can that work with existing recycling infrastructure.</p> <p>In Mexico, we are piloting a project to replace PET with BOPP in packaging to achieve a mono-material that can be pelletized and recycled.</p> <p>We are evaluating composting opportunities and developing a strategy that fits our product categories. Current composting activities include: starting a composting system in Battle Creek, MI to divert 120 tons of food waste from landfill each year, and exploring options to make packaging home-compostable after the addition of microbials to the compost bin</p>	
Post-consumer recycled content across all plastic packaging used		Latest year (2025 target): 0% (10%)
<p>Post-consumer recycled content as percentage of total plastic packaging volume, by weight:</p> <p>2025 target: 10%</p> <p>Latest year: 0%</p>	<p>Our packaging currently does not utilize any post-consumer recycled (PCR) plastics packaging. Sources for these materials are very limited globally. We continue to look for solutions for our plastic packaging which meets the requirements for food grade plastic packaging to maintain our high food safety standards.</p>	
Optional commitments made		
<p>Broader scope commitments beyond the plastic category include:</p> <ul style="list-style-type: none"> • Kellogg is committed to sourcing 100% of our timber-based packaging from recycled or certified sustainable sources. • Today, as part of Kellogg's zero-deforestation pledge, 97% of our timber-based packaging comes from either recycled or certified-sustainable content. In 2018, 65% of these materials were from recycled content and the remainder from verified sustainable sources. 		
Volume of plastic packaging used		Submitted to the Foundation only

Keurig Dr Pepper		Reporting details
<p>Annual revenue: > USD10 billion</p> <p>HQ location: United States</p> <p>Website: https://www.keurigdrpepper.com/</p>	<p>Keurig Dr Pepper (KDP) is a leading coffee and beverage company in North America. KDP holds leadership positions in soft drinks, specialty coffee and tea, water, juice and juice drinks and mixers, and markets the #1 single serve coffee brewing system in the U.S.</p>	<p>Reporting time frame: January 2018 - December 2018</p> <p>Verification of data: No third-party verification or assurance</p> <p>Joined the Global Commitment: 05/19</p>
<p>Take action to eliminate problematic or unnecessary plastic packaging</p>		
<p>We're striving for zero waste and positive impact across the Company's entire footprint by focusing on all environmental impacts while restoring resources for a circular economy. Eliminating packaging waste is a top priority, with a focus on holistic solutions that start with smart design for recyclability or compostability and reducing the amount of material used. Our journey to ensure that our pods are recyclable and recycled remains a critical priority for us.</p> <p>In taking action to eliminate problematic packaging, and in order to achieve our recyclable goal we will have to transition some bottle packaging to clear versus coloured. We know dyed and pigmented plastics can reduce the value for all collected PET plastic as the pigmented plastic has a much lower market value compared to clear or white and yet they are combined in the collection process. We are working to eliminate dark coloured PET bottles from our portfolio and will work closely with our marketing team to ensure the integrity of the brand equity of products remains captured on packaging labels, despite the transition away from colored bottles.</p> <p>We are also focused on light-weighting, specifically in our PET bottles, to eliminate unnecessary packaging. KDP's efforts could result in up to 11 million lbs of plastic packaging annually.</p> <p>Additionally, KDP joined WWF's ReSource Plastic initiative in May 2019, to transform promises to reduce plastic waste into meaningful, measurable action.</p>		<p>Specific elimination efforts:</p> <p>PS - Plans to eliminate by 2020</p> <p>Single-use plastic straws - No plans to eliminate</p>

Take action to move from single-use to reuse models where relevant

Stage of implementing reuse models

Reuse delivery models in place for a small proportion of products or packaging

KDP is committed to reducing plastic waste, using materials of high value that can be kept in use in a circular economy and investing in alternative models of delivering our product to consumers. We currently offer a reusable coffee filter called My K-Cup®, which offers consumers a simple and convenient way to brew coffee without the use of a K-Cup pod. This reusable filter acts as the pod and can be filled with any ground coffee.

KDP introduced a new brewer, Keurig K-Duo Single Serve & Carafe coffee maker. The K-Duo is one of the latest brewer innovations from Keurig. It is a multifunction coffee maker that allows you to brew a single cup using Keurig K-Cup pods and a carafe of coffee using ground coffee. This new innovation enables our consumers to responsibly choose only what they need to brew, eliminating waste and resource use.

KDP also offers refillable glass bottles in Mexico. Since the company was founded, our Mexico operations have collected and washed glass bottles for reuse in the market. The glass bottles are collected and sent back to the plant where they are inspected, cleaned, refilled and packaged for return to the market.

In April 2018, KDP announced that we would partner with and invest in LifeFuels, Inc. to accelerate commercialization and growth of their patented, award-winning, portable drink maker. This reusable water bottle with dosing technology is a portable drink system that allows consumers to create personalized beverages on the go.

100% of plastic packaging to be reusable, recyclable or compostable

Latest year (2025 target): Submitted to the Foundation only (100%)

Percentage (by weight) of total plastic packaging volume, which is

Reusable, recyclable or compostable:
 Submitted to the Foundation only

Reusable: 0.1%

Recyclable: Submitted to the Foundation only

Compostable: Submitted to the Foundation only

In a circular economy, products must be both recyclable and recycled. KDP partners with material recovery facilities, plastic recycling facilities and communities to confirm our packaging has recycling value. This means it can easily travel from home recycling bins to recovery facilities and, ultimately, be reused as new, durable goods. Through our work on recyclable K-Cup pods, we have moved beyond a recyclable design. We are ensuring our packaging is actually recycled by coffee drinkers around North America and recovered by recyclers. Our industry leading work on recyclable K-Cup pods, which has benefited plastics recycling widely and set a new bar for producer responsibility, is a model for how we'll approach our work across our portfolio.

KDP converted to 100% recyclable K-Cup® pods in Canada at the end of 2018, two years ahead of our original goal. We designed our pods so consumers can peel off the foil lid, compost the coffee grounds and recycle the #5 polypropylene cups along with other recyclable containers in their local community recycling programs. Our journey to ensure that our pods are recyclable and recycled remains a critical priority for us; we have completed the transition in Canada and approximately 50% of our pods in the U.S. will be transitioned beginning this summer as we work to 100% by the end of 2020. Completing the transition will bring us from 64% recyclable to over 80% recyclable across our KDP plastic packaging portfolio based on total weight.

Post-consumer recycled content across all plastic packaging used

Latest year (2025 target): 0% (25%)

Post-consumer recycled content as percentage of total plastic packaging volume, by weight:

2025 target: 25 %

Latest year: 0%

Expanding our use of post-consumer recycled (PCR) materials is a critical element of being a responsible product steward and contributes to a circular economy by closing the loop for valuable materials. Across all packaging materials, we are working to reach 30% PCR by 2025. For plastics, we are targeting 25% PCR content by 2025. We are also beginning to use recycled plastic in our Keurig® brewers and we are actively identifying opportunities to transition items that support our manufacturing and distribution sites like pallets and trays to recycled materials.

Volume of plastic packaging used

Submitted to the Foundation only

L'OCCITANE en Provence		Reporting details
<p>Annual revenue: USD1 billion - USD10 billion</p> <p>HQ location: Switzerland</p> <p>Website: https://group.loccitane.com/</p>	<p>Among global leaders in the premium beauty market, L'OCCITANE-EN-PROVENCE manufactures and retails beauty and well-being products, rich in natural and organic ingredients. It offers a range of fragrances as well as skin care, hair care and body care products mostly manufactured in the south of France.</p>	<p>Reporting time frame: April 2018 - March 2019</p> <p>Verification of data: No third-party verification or assurance</p> <p>Joined the Global Commitment: 11/18</p>
<p>Take action to eliminate problematic or unnecessary plastic packaging</p>		
<p>We first established a list of subjects that we consider using problematic or unnecessary plastic packaging :</p> <ul style="list-style-type: none"> ● Cello Wrapping on products and Kits ● Plastic Spatulas in our skin care products ● Plastic e-commerce boxes ● Plastic sachet to wrap BtB & SPA accessories (nail accessories, etc) ● Polybag to wrap set boxes ● Plastic windows for kits (Travel Retail, Wholesale) ● Plastic trays in our kits or advent calendar ● Plastic cups in our offices or factories <p>We already don't use: Plastic cups in stores, plastic bags, plastic straws, Plastic plates for events.</p> <p>We succeed to homologate a new Cello Wrapping film which is FSC & Home Compost. We will convert all our volumes (9,9 Tons) in the coming year, saving the equivalent of 0,41% of our plastic use. We are working also on definitely removed this film when possible (Decision by QA 2019)</p> <p>We are working on decreasing the impact of our spatulas (0,03% of our plastic use). We decided to relaunch our Divine Cream 50ml reference without spatula in Sept 2020.</p> <p>We technically removed plastic in our European E-Commerce Box (2,875 kg of plastics). Trial is starting in the UK.</p> <p>We removed plastic windows on set boxes 5,8 Tons (0,2% of our global plastic use)</p> <p>Cello Wrapping in shops is decreasing. As an example, Australia plan to have Zero Cello by Q4 2019.</p> <p>For plastic samples, we still have the plan to define action plan by 2020</p>		<p>Materials or packaging types eliminated or targeted for elimination:</p> <p>Single-use plastic bags - Already eliminated</p>

Take action to move from single-use to reuse models where relevant

Stage of implementing reuse models

- Piloting of reuse delivery models in progress
- Reuse delivery models in place for a small proportion of products or packaging

- We filled our Marketing plan with New Ecorefills reference. We will add 10 new references on the market (from 15 to 25) by the end of 2021. This would allow to save the equivalent of 10% of our global plastic use. Currently we save the equivalent of 152 Tons of plastics.
- We launch in June 2019, in Germany, in two internal shops (Berlin & Fribourg) refillable system for toiletries products.

100% of plastic packaging to be reusable, recyclable or compostable

Latest year (2025 target): Submitted to the Foundation only (100%)

Percentage (by weight) of total plastic packaging volume, which is

Reusable, recyclable or compostable:
Submitted to the Foundation only

Reusable: 8.91%

Recyclable: Submitted to the Foundation only

Compostable: Submitted to the Foundation only

- As our target is to implement recycling service in 100% of our owned shops by 2025, we moved on the last year from 15% to 42%. 619 shops are currently equipped (Partnership with Terracycle)
- We have consolidated our recyclability database and we will characterise big blockers.

Post-consumer recycled content across all plastic packaging used

Latest year (2025 target): 9.2% (40%)

Post-consumer recycled content as percentage of total plastic packaging volume, by weight:

2025 target: 40%

Latest year: 9.2%

[Pre consumer recycled content: 9.2%]

[Percentage renewable content: 0%]

- During the period, we sign a supply agreement with Loop Industries in order to be able to integrate 100% Recycles (Upcycled PET) in all our Bottles by 2025
- In the meantime, we continue to integrate classical mechanical PET in our products. We went from 23% of our bottle with PCR to 53.12% = Half of our bottle portfolio.
We will continue to nearly convert the remaining part in 2020.
- We are closely looking to Other recycled materials integration in other packaging categories.

Volume of plastic packaging used

2,399.16 metric tonnes

L'Oréal		Reporting details
<p>Annual revenue: > USD10 billion</p> <p>HQ location: France</p> <p>Website: https://www.loreal.com/</p>	<p>L'Oréal has devoted itself to Beauty for over 100 years. With its unique international portfolio of 36 diverse and complementary brands, the Group employs 86,000 people worldwide. As the world's leading beauty company, L'Oréal is present across all 7 distribution networks.</p>	<p>Reporting time frame: January 2018 – December 2018</p> <p>Verification of data: Third-party verification or assurance process in place for some of the data</p> <p>Joined the Global Commitment: 10/18</p>
<p>Take action to eliminate problematic or unnecessary plastic packaging</p>		
<p>Beyond the regulatory/law requirements, we have plans to eliminate specific packaging materials:</p> <ul style="list-style-type: none"> • the BPA (2020) • the POM when in contact with the formula (2020) • Phthalates: plan is already achieved in order to eliminate voluntary addition. <p>The PVC has been eradicated of the packaging components of the L'Oréal products.</p> <p>All new products, on a worldwide scale, are assessed through the SPOT methodology (Sustainable Product Optimization Tool), created by L'Oréal, for assessing the Environmental and Social impacts. The SPOT-score allows to measure and raise awareness on the comprehensive footprint (all along the lifecycle, multicriterial, for Environment and social criteria) and thus to act on levers for improvements toward elimination of unnecessary parts.</p> <p>In 2018, 79% of new or renovated products have an improved environmental or social profile, with 58% with a packaging with a lower environmental footprint.</p>		<p>Specific elimination efforts:</p> <p>Carbon black - plans to eliminate by 2022</p> <p>PVC - already eliminated</p> <p>PVDC – already eliminated</p> <p>Styren – plans to eliminate by 2024</p> <p>ePS – already eliminated from finished goods</p> <p>Single-use plastic bags – plans to eliminate by 2020</p>
<p>Take action to move from single-use to reuse models where relevant</p>		
<p>Stage of implementing reuse models</p> <ul style="list-style-type: none"> <input checked="" type="checkbox"/> Portfolio analysis for reuse opportunities completed <input checked="" type="checkbox"/> Piloting of reuse delivery models in progress <input checked="" type="checkbox"/> Reuse delivery models in place for a small proportion of products or packaging 	<p>Several brands have launched rechargeable or refillable products (skincare, haircare or fragrances), such Lancome, YSL, Viktor&Rolf, L'Oréal Professionnel, L'Oréal Paris,</p> <p>Rechargeable/refillable systems show many challenges beyond their technical context (for packaging and formula quality), such the involvement of the consumer within this new practice they have to play a role in.</p> <p>As the L'Oréal packaging are already optimized and light-by-design, while developing a recharge/refill system, we make sure that the global footprint of the product, including the number of reuses and the (re)design of the packaging to enable the targeted number of reuses, is indeed improved.</p> <p>This is checked using the holistic L'Oréal SPOT-methodology and tool (for Environment and Social, for Packaging and Formula, all along the lifecycle of the product, multicriteria).</p>	

100% of plastic packaging to be reusable, recyclable or compostable

Latest year (2025 target): Submitted to the Foundation only (100%)

Percentage (by weight) of total plastic packaging volume, which is

Reusable, recyclable or compostable:
 Submitted to the Foundation only

Reusable: Submitted to the Foundation only

Recyclable: Submitted to the Foundation only

Compostable: Submitted to the Foundation only

In order to prepare the recyclability for when streams will exist, we focus on the design-to-recycle approach; for example, we just launched a mascara bottle made of PET versus previous multi-materials components; this will help its recyclability. Beyond recyclability, this mascara bottle has been made of 100% PCR-PET, part of the Group Packaging strategy for circular economy.

The plastic materials used for L'Oréal packaging are targeted to be recyclable, but the broad range of cosmetics products (ie, tubes, jars, make-up with specific shape and multi-materials constraints, ...) don't have available waste-streams, at scale, as of today (for collection, sorting,...).

Nevertheless, we engage with key waste-management actors (ie, Suez, Citéo, ...) to enhance recyclability in order to eliminate disruptors of recycling-streams, at the very early design stage of the packaging. This goes beyond all actions already put in place to optimize and to reduce the weight of the packaging, that at the end, impacts the quantity of materials to be recycled.

We increase the information on-pack and off-pack (ie, sorting instructions,...) given to the consumer for a good behaviour when throwing the product away; as an example, in France, we launched the 'Trions en Beauté' program in 2019 (a broad media campaign in France).

Post-consumer recycled content across all plastic packaging used

Latest year (2025 target): 5% (40%)

Post-consumer recycled content as percentage of total plastic packaging volume, by weight:

2025 target: 40%

Latest year: 5%

[Pre consumer recycled content: 0%]

[Percentage renewable content: 0%]

Each L'Oréal international brand has set their own ambitious Plastic Roadmap 2025, aligned with the Group Global vision with no fossil-based (virgin) plastic.

For the PCR part, the Group key milestones are: 40% PET-PCR by 2020, and 50% non-fossil based for all-plastic by 2025 (including 40% PCR).

With no compromise on the quality of the products, many brands already have packaging made of 100% PCR material (PET, PE).

All materials in contact with the formula (virgin and recycled PCR) have to be food grade in order to reach the L'Oréal quality standard.

Therefore, in order to have PCR materials at a Virgin-like quality, L'Oréal creates partnerships and consortium to help developing new efficient and sustainable recycling-processes.

Among other L'Oréal initiatives, the creation of the Consortium with Carbios, for an enzymatic-recycling process (please see the published Press Release) is a strong illustration of this strategy toward true Circular Economy. All processes and technologies for an efficient recycling, allowing a virgin-like quality of the recycled material and a broader waste feedstock, are studied; L'Oréal 's partnerships with LOOP® and Purecycle are part of this Packaging strategy.

Optional commitments made

In order to facilitate the consumer's understanding toward a more sustainable choice of consumption (part of the SBWA Sharing Beauty With All L'Oréal commitments), L'Oréal has founded, for the packaging field, the SPICE initiative (Sustainable Packaging Initiatives for CosmEtics). This was founded in 2018 with Quantis.

After 1 year of activity and a start with 9 members in May 2018, SPICE grew up and is now gathering 19 Corporate members (+ 4 Associate members with Cosmetics Associations) within the Cosmetics industry from all over the world.

SPICE, a one of a kind approach, aims to "Collectively shape the future of Sustainable Packaging", gathering key actors of the cosmetics industry, in a pre-competitive way, on a worldwide basis (please visit www.Open-Spice.com).

Each actor shares their practice or methodology in order to build together the SPICE methodology for packaging footprint.

L'Oréal opens up and shares its own SPOT-Packaging methodology and its data.

Volume of plastic packaging used

137,000 metric tonnes

Mars, Incorporated		Reporting details
<p>Annual revenue: > USD10 billion</p> <p>HQ location: United States</p> <p>Website: https://www.mars.com/</p>	<p>Mars, Incorporated has been proudly family-owned for over 100 years. We have a diverse global business comprised of four segments: Mars Petcare, Mars Wrigley, Mars Food, and Mars Edge. Our brands include PEDIGREE®, WHISKAS®, M&M'S®, SNICKERS®, MARS®, EXTRA®, ORBIT®, UNCLE BEN'S® and many more.</p>	<p>Reporting time frame: January 2018 – December 2018</p> <p>Verification of data: Plans for third-party verification or assurance in development</p> <p>Joined the Global Commitment: 10/18</p>
<p>Take action to eliminate problematic or unnecessary plastic packaging</p>		
<p>As part of the Reduce and Replace pillars of our sustainable packaging strategy we have plans to eliminate PVC by the end of 2020. In 2020 we plan to carry out a deeper review of our portfolio including for carbon black plastic packaging and polystyrene.</p> <p>For PVC activities include:</p> <ul style="list-style-type: none"> We evaluated PVC alternatives for Mars Wrigley and identified PVC shrink sleeve, blister pack, and overwrap alternatives. Some alternatives have been confirmed ready to transition out and other alternatives are being evaluated for technical performance and regulatory approval, all for exiting in 2020. In the EU, Orbit & Extra brand gums have moved out of PVC blister pack. In the Mars Food segment, we will do the following by 2020: (1) move MASTERFOODS® “squeeze on” condiments packaging out of PVC to a mono material, which is currently undergoing testing, (2) remove the remaining PVC in the caps on jar, which has now been removed on all SEEDS OF CHANGE® caps. We do not have PVC in our Petcare packaging portfolio. 		<p>Specific elimination efforts:</p> <p>PVC – plans to eliminate by 2020</p> <p>PVDC – plans to eliminate by 2020</p> <p>Single-use plastic straws - plans to eliminate by 2020</p>
<p>Take action to move from single-use to reuse models where relevant</p>		
<p>Stage of implementing reuse models</p> <ul style="list-style-type: none"> <input checked="" type="checkbox"/> Portfolio analysis for reuse opportunities completed <input checked="" type="checkbox"/> Piloting of reuse delivery models in progress <input checked="" type="checkbox"/> Reuse delivery models in place for a small proportion of products or packaging 	<p>There is an opportunity to develop new business models based on reusing containers, refilling at home and on the go. We need to test these new models in multiple brands and markets, engaging consumers to encourage success and scaling those that are successful.</p> <p>We plan to launch 10 reuse programmes that test new business models by 2025. These will be across different geographies and brands.</p> <p>As part of the Reuse pillar of our sustainable packaging strategy, we announced our first reuse launch with TerraCycle Loop for 2019. Consumers in Paris will be able to order Perfect Fit dry cat food in a durable, premium and reusable container. This round shaped, white container is made of stainless steel and sturdy enough to withstand cycles of reuse, cleaning, and filling. The box contains 500g of Perfect Fit dry food to cover over a week's worth of food for a cat.</p>	

100% of plastic packaging to be reusable, recyclable or compostable

Latest year (2025 target): 19% (100%)

Percentage (by weight) of total plastic packaging volume, which is

Reusable, recyclable or compostable: 19%

Reusable: 0%

Recyclable: 19%

Compostable: 0%

In addition to our work on reuse models, we plan to design our packs to be recyclable or compostable. We will engage in partnerships and coalitions to drive the wider system change required for recycling in practise and at scale.

We have evaluated our portfolio against the current recycling infrastructure in our major markets. We are looking for design opportunities to enable our rigid packaging to be recycled in existing mechanical infrastructure. In 2019, we launched a MALTESERS® Truffle Treat pack in the UK market, replacing the flow wrapper and carton tray with a cardboard solution that is fully recyclable.

We are engaging in partnerships to understand and overcome the challenges facing the flexible, multi-material packaging and improve its recyclability.

- In the U.S. we have joined Materials Recovery for the Future, in France we are working with CITEO and in Europe we are member of CEFLEX.
- In March 2019 we established a team to evaluate the viability of chemical recycling achieving scale, the environmental, social and financial impact and regulatory and food safety considerations.
- We have partnered with REDcycle and retailers Coles and Woolworths in Australia for our pet food packaging and for our pouch products in MASTERFOODS and UNCLE BEN'S.
- We partner with TerraCycle for pet food packaging in the UK and the U.S. and will launch in France this year for UNCLE BEN'S pouches

Post-consumer recycled content across all plastic packaging used

Latest year (2025 target): 0% (30%)

Post-consumer recycled content as percentage of total plastic packaging volume, by weight:

2025 target: 30%

Latest year: 0%

Pre consumer recycled content: 0%

Percentage renewable content: 0%

To encourage a circular economy and help increase end market demand for post-consumer recycled plastic (PCR) we are pleased to announce we plan to include 30% average recycled content in our plastic packaging by 2025, across our portfolio.

We are developing the plans for recycled content across our portfolio, including recycled content PET for our gum bottles. However, our plan for 30% average PCR is only fully achievable through chemical recycling supply chains that can deliver recycled content plastic (via mass balance) that is approved for food content. In 2019 we launched a Mars Chemical Recycling Taskforce to evaluate the viability of the technology achieving scale, the environmental, social and financial impact and regulatory and food safety considerations.

Optional commitments made

Addressing the plastic packaging waste challenge requires a dynamic portfolio approach that is tailored to each market. We plan to test and scale new business models and materials, working within local market consumption, regulation and waste management systems. We will partner with other companies, government and NGOs to drive the innovation and wider system change required.

We already support the Ellen MacArthur Foundation target that all plastic packaging is reusable, recyclable or compostable by 2025.

We are pleased to announce a new set of plans. By 2025 we aim to have:

- 30% average recycled content in our plastic packaging
- 25% reduction in virgin plastic use
- 10 reuse programmes that test new business models
- Recycling guidance for consumers in all major markets

Volume of plastic packaging used

184,000 metric tonnes

We continue to make progress on understanding our plastic footprint. When we signed the commitment, we understood our footprint to be 129,000 tonnes of plastic packaging based on 2017 data. As we improved our data collection, our understanding of our plastic usage this reporting period is 184,000 tonnes.

Link to further information: <https://www.mars.com/sustainability-plan/healthy-planet/sustainable-packaging>

Progress report does not cover full scope of activities: We know we have two gaps in our reporting. One is packaging data from Mars Retail, the other is packaging data from Mars Veterinary Services. Data collection for Mars Retail is underway and will be completed by the next reporting cycle. Data collection Mars Veterinary Services will start in 2020.

McCormick & Company Inc.		Reporting details
Annual revenue: USD1 billion - USD10 billion HQ location: United States Website: www.mccormickcorporation.com	McCormick & Company, Incorporated is a global leader in flavor. With USD5.3 billion in annual sales, the company manufactures, markets, and distributes spices, seasoning mixes, condiments, and other flavorful products to the entire food industry, retail outlets, food manufacturers, and food service	Reporting time frame: November 2018 – November 2019 Verification of data: No third-party verification or assurance Joined the Global Commitment: 11/18
Take action to eliminate problematic or unnecessary plastic packaging		
We will eliminate BPA by the end of 2020.		Materials or packaging types eliminated or targeted for elimination: PVC – Plans to eliminate by 2021 PVDC - Plans to eliminate by 2021 PS - Plans to eliminate by 2021
Take action to move from single-use to reuse models where relevant		
Stage of implementing reuse models <input checked="" type="checkbox"/> Piloting of reuse delivery models in progress	Initial reuse model underway in China.	
100% of plastic packaging to be reusable, recyclable or compostable		Latest year (2025 target): Submitted to the Foundation only (100%)
Percentage (by weight) of total plastic packaging volume, which is Reusable, recyclable or compostable: Submitted to the Foundation only Reusable: 0% Recyclable: Submitted to the Foundation only Compostable: Submitted to the Foundation only		

Post-consumer recycled content across all plastic packaging used		Latest year (2025 target): 8% (20-30%)
Post-consumer recycled content as percentage of total plastic packaging volume, by weight: 2025 target: 20-30% Latest year: 8%	We will incorporate 10% post-consumer recycled content in our PET bottles in North America by the end of 2019.	
Volume of plastic packaging used		34,500 metric tonnes

NATURA COSMETICS		Reporting details
<p>Annual revenue: USD1 billion - USD10 billion</p> <p>HQ location: Brazil</p> <p>Website: www.natura.com.br</p>	<p>Founded in Brazil, Natura is a cosmetic company that also operates in Argentina, Chile, Colombia, France, Mexico, Peru and the USA. It has a network of 1.7 million consultants and a market leading online platform in Brazil. Natura was the first publicly listed company to become a B Corp, in 2014.</p>	<p>Reporting time frame: January 2018 – December 2018</p> <p>Verification of data: Third-party verification or assurance process in place for all of the data</p> <p>Joined the Global Commitment: 10/18</p>
<p>Take action to eliminate problematic or unnecessary plastic packaging</p>		
<p>The first action we plan is to remove all the cellophane paper from our perfumery packaging, which represents a great share of our total units sold</p>		<p>Materials or packaging types eliminated or targeted for elimination:</p> <p>Carbon black – plans to eliminate, no date set</p> <p>PVC - plans to eliminate, no date set</p> <p>PS – No plans to eliminate</p>
<p>Take action to move from single-use to reuse models where relevant</p>		
<p>Stage of implementing reuse models</p> <ul style="list-style-type: none"> <input checked="" type="checkbox"/> Portfolio analysis for reuse opportunities complete <input checked="" type="checkbox"/> Piloting of reuse delivery models in progress <input checked="" type="checkbox"/> Reuse delivery models in place for a small proportion of products or packaging 	<p>Development and availability of refill options; Portfolio analysis and identification of single use plastics to be eliminated</p>	

100% of plastic packaging to be reusable, recyclable or compostable

Latest year (2025 target): Submitted to the Foundation only **(100%)**

Percentage (by weight) of total plastic packaging volume, which is

Reusable, recyclable or compostable:
 Submitted to the Foundation only

Reusable: 25%

Recyclable: Submitted to the Foundation only

Compostable: Submitted to the Foundation only

Availability of refills to make our products reusable; redesign to improve recyclability (use of threaded valves in perfumes)

Post-consumer recycled content across all plastic packaging used

Latest year (2025 target): 5% **(50%)**

Post-consumer recycled content as percentage of total plastic packaging volume, by weight:

2025 target: 50%

Latest year: 5%

In 2015 we replaced a whole product line (Ekos) from 50% to 100% PCR PET; we plan to relaunch a line of body care (Tododia) using 100% PCR plastic in its bottle (nowadays is 0% PCR content)

Volume of plastic packaging used

Submitted to the Foundation only

Nestlé		Reporting details
<p>HQ location: Switzerland Website: www.nestle.com</p>	<p>Nestlé S.A. is the world's largest food and beverage manufacturer, present in 189 countries around the world. Our global business portfolio includes a wide range of brands from food and beverages to health care nutrition, skin health and pet care.</p>	<p>Reporting time frame: January 2018 – December 2018</p> <p>Verification of data: Third-party verification or assurance process in place for all of the data</p> <p>Joined the Global Commitment: 10/18</p>
<p>Take action to eliminate problematic or unnecessary plastic packaging</p>		
<p>In January 2019, we published a list of problematic or unnecessary plastics, additives and accessories that we will stop using. Examples include:</p> <p>In February 2019, we began eliminating plastic straws from our products, using alternative materials like paper, as well as innovative 'straw-less' designs. We started in the Dominican Republic, where the entire NESQUIK RTD range will use paper straws by the end of 2019. Other markets, e.g. Nestlé Brazil will start transitioning to paper straws this year, in addition to having already rolled out straw-less multi-packs.</p> <p>In the UK, we removed the shrink film from the Big Biscuit Box and eliminated carbon back plastics e.g. for Nescafé glass jars and tins caps, jointly representing over 1000 tonnes of plastic caps which could now potentially be sorted and recycled each year.</p> <p>Nestlé Dolce Gusto will eliminate carbon black coffee capsules by Q1 2020, representing 8,000 tonnes annually.</p> <p>In India we are progressively moving to mono-material laminate starting with MAGGI Noodles and MUNCH chocolate bars.</p> <p>In Japan, we are introducing recyclable paper for KITKAT secondary packaging thus reducing 380 tonnes of plastic per year</p> <p>Nestlé Professional is introducing mono-material container (PP) for CHEF® and MAGGI® in Europe with 33% plastic reduction on average, jointly representing a reduction of 130 tonnes annually. MAGGI® containers have been changed from yellow and red color to white to increase the value of plastic waste sorted by recyclers.</p>		<p>Specific elimination efforts:</p> <p>Carbon black - plans to eliminate by 2021</p> <p>PVC – plans to eliminate by 2020</p> <p>PVDC – plans to eliminate by 2022</p> <p>PS – plans to eliminate by 2022</p> <p>ePS – plans to eliminate by 2022</p> <p>Single-use plastic straws - plans to eliminate by 2020</p> <p>Single-use plastic cutlery – plans to eliminate by 2020</p> <p>Single-use plastic bags – plans to eliminate by 2020</p>

Take action to move from single-use to reuse models where relevant

Stage of implementing reuse models

- Portfolio analysis for reuse opportunities completed
- Piloting of reuse delivery models in progress
- Reuse delivery models in place for a small proportion of products or packaging

We are determined to reduce our use of single-use plastics. Globally 20% of our water products are sold in returnable and refillable format through our home and office delivery business. In Asia and Africa, it represents over 40%.

We are introducing reusable packaging, new delivery systems and innovative business models. Examples include:

- We're working with the Loop organization to develop reuse models. We are currently testing reusable ice cream containers for our Haagen-Dazs brand in the US and have identified other brands and countries (France as a next step) where we will roll-out this system over the next couple of years
- Dispensers for Nescafé and Milo are already available in over 20 countries across Africa, Asia, Middle East and Latin America to replace use of single-dose packaging
- We will be piloting an innovative bulk delivery system developed by MIWA in some of our Nestlé shops in Switzerland in Q4 2019 on two product categories
- In early 2020, we will launch new water dispensers, allowing consumers to fill their own reusable bottles

100% of plastic packaging to be reusable, recyclable or compostable

Latest year (2025 target): 65% (100%)

Percentage (by weight) of total plastic packaging volume, which is

Reusable, recyclable or compostable: 65%

Reusable: 1%

Recyclable: 64%

Compostable: Submitted to the Foundation

Developing the packaging of the future is a central part of Nestlé's packaging roadmap, and critical to meeting the commitments we have set as a company. Within this focus area, are a number of work streams. Progress to date includes:

- Nestlé is phasing out all plastics that are not recyclable or are hard to recycle for all its products worldwide. These materials are identified in the publicly available Negative List
- Starting in February 2019, Nestlé began to eliminate all plastic straws from its products, using alternative materials like paper as well as innovative designs to reduce littering
- Nestlé has begun rolling out paper packaging for Nesquik (April 2019) and for the YES! snack bar (July 2019). Smarties will start rolling out plastic-free packaging in Q4 2019 and Milo will introduce paper-based pouches in 2020
- The Nestlé Institute of Packaging Sciences, announced in December 2018 and open with full staff on board in September 2019, is collaborating with industrial partners to develop new packaging materials and solutions. This includes new paper-based materials and compostable polymers
- Nestlé initiated a collaboration with PureCycle Technologies to produce food-grade recycled polypropylene (PP)
- Nestlé has formed a global partnership with Danimer Scientific to develop a biodegradable and recyclable packaging

Post-consumer recycled content across all plastic packaging used

Latest year (2025 target): 2% (15%)

Post-consumer recycled content as percentage of total plastic packaging volume, by weight:

2025 target: 15%

Latest year: 2%

We are committed to increasing the proportion of recycled content we use in our packaging, and continue to explore all opportunities to create and obtain sufficient volumes of food grade quality recycled content. Globally, we use 5% recycled content in our PET water bottles today. This is the main area where we use recycled content. Our overall recycled plastic content use is currently 2%.

Nestlé Waters is incorporating recycled PET (rPET) into its bottles where and when feasible and will continue to increase rPET content in its bottles to 35% globally by 2025, and reach 50% in the US, with a specific focus on Poland Spring. Some of our European brands such as Acqua Panna, Buxton, Henniez and Levissima will also reach 50% rPET by 2025.

Examples of brands where we use rPET include: 100% rPET in its Poland Spring Origin bottles and Nestlé Pure Life 700mL bottles (USA), 100% rPET for the 1.5L bottles of Valvert (Belgium), 50% rPET in Princes Gates (UK), 50% rPET in Arrowhead (USA), 40% rPET in Ozarka (Canada), 40% rPET in Buxton and Nestlé Pure Life bottles in UK, 30% in Henniez bottles (Switzerland), 25% in Aguitas bottles (Mexico).

In 2019, we started rolling-out shrink films with 50% recycled PE for Nescafé, Mayonnaise and baby food glass Jars trays across our Zone Europe, Middle East and North Africa.

Recognizing the challenges in getting food-grade quality recycled materials, we have started a collaboration with PureCycle Technologies to produce food-grade recycled PP.

Optional commitments made

Addressing the plastic waste challenge requires behaviour change from all of us. Nestlé is committed to leading lasting and impactful change. We know there is no better place to start than from within our own Company.

All Nestlé facilities worldwide are committed to eliminating single-use plastic items that cannot be recycled. These items will be replaced by materials that can be reused or easily recycled.

For recyclable materials such as PET and aluminium, we will ensure that the proper means to collect and handle are available where consumed and our commitment to recycling is well communicated.

Nestlé employees in all locations worldwide dedicated their volunteering days to participate in clean-up activities on World Ocean Day on June 8, 2019. More than 13,000 people in 80 countries and 180 locations around the world took part. Nestlé worked in partnership with more than 900 organisations in order to collect more than 140 tonnes of waste across the month of June.

Volume of plastic packaging used

1,700,000 metric tonnes

Link to other published data: https://www.nestle.com/asset-library/documents/library/documents/corporate_social_responsibility/creating-shared-value-report-2018-en.pdf - Page 51 "Improve Packaging Performance"

Progress report does not cover full scope of activities: Data based on Nestlé branded product sales done by Nestlé entities.

We are improving our data quality and data collection, in order to get the needed granularity levels for tracking and reporting. Our systems do not cover all JVs and products we license. Today, due to our diverse, complex and wide portfolio, we are facing difficulties to split the plastic packaging materials into the different plastic categories.

PepsiCo		Reporting details
<p>Annual revenue: > USD10 billion</p> <p>HQ location: United States</p> <p>Website: https://www.pepsico.com/</p>	<p>PepsiCo's product portfolio includes a wide range of enjoyable foods and beverages that includes Frito-Lay, Gatorade, Pepsi-Cola, Quaker and Tropicana. This wide range of products are enjoyed by consumers across the globe.</p>	<p>Reporting time frame (year ending): January 2018 – December 2018</p> <p>Verification of data: No third-party verification or assurance</p> <p>Joined the Global Commitment: [10/18]</p>
<p>Take action to eliminate problematic or unnecessary plastic packaging</p>		
<p>We are working to deploy rotary charge compaction across our snacks packaging to reduce the amount of plastic used in those packages. We have begun roll out of this technology in North America and will expand to other markets in the future.</p> <p>We have already removed impediments to recycling in some markets such as non-recyclable labels, colorants and PVC. We will remove the rest by 2025.</p> <p>In Q3 2019 we announced a new goal to reduce virgin PET use across our beverage portfolio by 35% relative to business as usual, by 2025. Compared to our 2018 baseline for our beverage business, this equates to a 20% reduction on an absolute basis and the elimination of 2.5 million metric tons of cumulative virgin plastic.</p>		<p>Specific elimination efforts:</p> <p>Carbon black – already eliminated</p> <p>PVC – plans to eliminate by 2020</p> <p>PVDC – plans to eliminate by 2020</p> <p>PS – plans to eliminate by 2025</p> <p>Single-use plastic straws – plans to eliminate by 2025</p>
<p>Take action to move from single-use to reuse models where relevant</p>		
<p>Stage of implementing reuse models</p> <ul style="list-style-type: none"> <input checked="" type="checkbox"/> Piloting of reuse delivery models in progress <input checked="" type="checkbox"/> Reuse delivery models in place for a small proportion of products or packaging 	<p>In 2018, we released Drinkfinity in the U.S. and Europe, after piloting the product in Brazil. To ensure recycling of the pods, we have introduced a program for U.S. consumers to mail used pods straight to a recycling facility in North America. We are working to set-up a similar recycling program in Europe.</p> <p>In Q1 2019, we completed the acquisition of SodaStream, an alternative delivery mechanism for sparkling water using reusable bottles, for 3.2 billion USD and we will continue to develop this business. Through the expansion of the SodaStream business, an estimated 67 billion plastic bottles will be avoided through 2025. This estimation is based on the volume of bottles that would have been used instead of a SodaStream machine and takes into account the business' projected growth.</p> <p>In Q2 2019, we began pilots of a new hydration platform which enables consumers to dispense customized water options into refillable personal containers.</p> <p>In Q2 2019 the Loop Initiative launched in Paris. Loop is a new model that delivers products in durable containers to consumers that will be later picked up, cleaned and refilled. PepsiCo is participating with Tropicana Orange Juice and Quaker Cruesli cereal in reusable and refillable containers. We have also announced our participation in the New York pilot.</p>	

100% of plastic packaging to be reusable, recyclable or compostable

Latest year (2025 target): 77% (100%)

Percentage (by weight) of total plastic packaging volume, which is

Reusable, recyclable or compostable: 77%

Reusable: 0%

Recyclable: 77%

Compostable: 0%

To tackle recyclability issues for our main non-recyclable packaging, flexible films, in 2018, we launched consumer facing pilots in Chile and India using bio-based industrially compostable packaging. These pilots will be scaled to new markets during 2019 and 2020.

In November 2018, we became partners in REDCycle, a recycling organization based in Australia. This partnership allows consumer to drop off used flexible packaging at supermarket collection sites. The films are then made into recycled plastic products.

At the end of 2018, we rolled out a recycle program for Walkers crisps packages in partnership with Terracycle in the UK. Consumers drop off empty crisps bags at collection points across the UK for recycling, all bags are accepted regardless of brands.

In Q2 2019, we launched our Sustainable from the Start design initiative which includes a recyclability evaluation and guidelines for all new packaging and products. This program will be rolled out globally by 2020.

Post-consumer recycled content across all plastic packaging used

Latest year (2025 target): 3% (25%)

Post-consumer recycled content as percentage of total plastic packaging volume, by weight:

2025 target: 25%

Latest year: 3%

During 2018, we invested in Loop Industries to purchase production capacity from Loop's joint venture facility in the U.S. and incorporate Loop (TM) PET plastic, which is 100 percent recycled material, into our product packaging by mid-2020.

During Q2 2019, PepsiCo announced a partnership with Carbios, a company pioneering new, bio-industrial solutions to reinvent the lifecycle of plastic and textile polymers to help support the circular plastics economy using Carbios™ enhanced recycling technology.

During Q2 2019, we announced a to transition to 100% rPET in our U.S. LIFEWTR portfolio, these changes will go into effect in 2020.

Optional commitments made

- In 2018 we:
 Joined Circulate Capital as a founding investor.
- Launched All in For Recycling through The Recycling Partnership with a USD10 million investment by the PepsiCo Foundation.
- Through the PepsiCo Foundation, funded the creation of the Terracycle Foundation, the non-profit arm of Terracycle whose primary activity will be to promote waste reduction globally.
- Through the PepsiCo Foundation, funded the creation of the World Economic Forum's Global Plastics Action Platform.
- Joined the NaturAll Bottle Alliance, a consortium to develop a 100% bio-based PET beverage bottle.
- In Q1 & Q2 2019 we:
 • Joined the Alliance to End Plastic waste, partnering with the finance community, government and civil society.
- Launched the Loop initiative in partnership with Terracycle, which pilots a model that delivers products in durable containers to consumers that will be later picked up, cleaned and refilled.

Volume of plastic packaging used

2,300,000 metric tonnes

Context: Includes primary, secondary, and tertiary packaging in company owned and franchised owned bottling operations. Plastics material categories include: PET, Snacks Films, Liquid Cartons, Beverage Films, HDPE, PP monocups, HPDE, Shrink, Stretch, Hi-Cone, Bag in Box, Beverage Pouches, Plastic Closures.

Pernod Ricard		Reporting details
<p>Annual revenue: > USD10 billion</p> <p>HQ location: France</p> <p>Website: https://www.pernod-ricard.com/en</p>	<p>Pernod Ricard is a world's co-leader in the industry of wines (e.g. Jacob's Creek) and spirits (e.g. Absolut, Jameson, Malibu). It has 85 subsidiaries (brand & distribution companies) in 70 countries. The business model is decentralized, decisions are made in the local markets.</p>	<p>Reporting time frame: July 2018 - June 2019</p> <p>Verification of data: Third-party verification or assurance process in place for some of the data</p> <p>Joined the Global Commitment: 10/18</p>
Take action to eliminate problematic or unnecessary plastic packaging		
<p>We created a Sustainable Packaging Taskforce composed of 15 members from Product Development, Marketing, Innovation and Sustainability & Responsibility to create eco-design principles. This work has concluded in creating the Global Sustainable Packaging Guidelines, approved by the Top Management on 21 August. These guidelines will be deployed internally in Q4 2019.</p> <p>In these guidelines, teams are directed to stop using numerous elements hindering the recycling of our PET containers.</p> <p>For primary packaging:</p> <p>By 2020, ban:</p> <ul style="list-style-type: none"> • Caps and closures: glass, PVC, blended materials d>1 • Labels and sleeves: PVC, PS, PETg, oxo biodegradable and metallic/residual inks • Electronics: RFID/NFC on bottles or attached caps • Barriers: PE multi-layers, other resins, blends • Additives: opacifiers, gas and other agents that result in d<1 when combined with PET <p>By 2025, ban:</p> <ul style="list-style-type: none"> • Caps and closures: metal, detachable items • Labels and sleeves: highly coloured inks, ink bonding agents and over lacquers, non-washable glue, ultra-adhesive or self-adhesive glue • Colorants: opaque and coloured PET • For any new product, all the elements above are enforced from the publication of the guidelines in Q4 2019. <p>Therefore, by the end of 2020, we will have no PVC in our packaging.</p> <p>By 2025, Pernod Ricard will have eliminated all PET miniature bottles (below 20cl).</p> <p>For secondary and tertiary packaging, ban of ePS, PVDC and single use plastic carrier bags (inside carton cases) by 2025.</p>		<p>Specific elimination efforts:</p> <p>PVC - Plans to eliminate by 2020</p> <p>PS - Plans to eliminate by 2020</p> <p>ePS - Plans to eliminate by 2025</p> <p>Single-use plastic straws - Already eliminated in 2019</p> <p>Single-use plastic bags - Plans to eliminate by 2025</p>

Take action to move from single-use to reuse models where relevant

Stage of implementing reuse models

Yet to commence reuse opportunity identification process

Plastic containers in our portfolio are very limited: 10'000t vs 900'000t of glass. This is why we started re-use model with our glass containers. In India, empty bottles are collected in cafés, hotels and restaurants and washed before being reused at production sites, saving between 10,000 and 20,000 tonnes of glass each year.

Due to alcohol and flavors that it contains, reusing plastic bottle is not an option for our business.

However, our Group S&R ambition includes a commitment to pilot five new circular ways of distributing wine and spirits and we will therefore investigate actions that can be done related to our plastic packaging.

We have also joined the Ellen MacArthur CE100 community that might help us to find options for reuse.

In January 2018, the Group banned the use of non-biodegradable plastic straws and cocktail stirrers by eliminating them or replacing the straws with biodegradable versions.

100% of plastic packaging to be reusable, recyclable or compostable

Latest year (2025 target): 31% (100%)

Percentage (by weight) of total plastic packaging volume, which is

Reusable, recyclable or compostable: 31%

Reusable: 0%

Recyclable: 31%

Compostable: 0%

As part of the implementation of its 2020 Environmental Roadmap, the Group did a survey in 2017 to identify all non-recyclable primary packaging and components that might compromise the recycling of primary packaging according to the recyclability criteria of CITEO, the environmental body that oversees and supports the recycling of household packaging in France. More than 99% of the Group's packaging (by weight) is recyclable. The non-recyclable items related to plastics were PET bottles with metal caps and plastic pouches.

Signing the New Plastics Economy commitment, we identified two additional issues with our plastic packaging: bag-in-boxes and opaque PET bottles. The total % remains unchanged: 1% of our total packaging. The total tonnage of our plastic portfolio only is 4,246 tons, including 2,923 tons are not recyclable (opaque PET bottles, PET bottles with metal caps, pouches and bag-in-boxes).

To address the issues identified, the Group set a sustainable packaging taskforce which brings together the main brand owners and packaging experts to investigate solutions. This Taskforce created global guidelines to support our marketing, development and procurement teams to identify packaging that are not recyclable and request them to eliminate them from 2020 or to phase them out by 2025. These guidelines will be enforced from Q4 2019.

We are also part of working Groups lead by CITEO and ADELPHÉ on pouches and are working with our suppliers to find solutions.

Post-consumer recycled content across all plastic packaging used

Latest year (2025 target): 0% (25%)

Post-consumer recycled content as percentage of total plastic packaging volume, by weight:

2025 target: 25%

Latest year: 0%

[Pre consumer recycled content: 0%]

[Percentage renewable content: 0%]

In order to define our rPET target according to our New Plastics Economy commitment, we conducted a study with the National French Institute for Agricultural Sciences (INRA) to understand the risks of contamination. The results showed that:

- Under 25cl, it is not recommended to use rPET,
- For containers above 25cl, it is advised to pass an agreement with the suppliers to study the source of the rPET and define the acceptable % to avoid contamination.

Pernod Ricard Finland has launched a pilot with 50% rPET for its bottles. Conclusions were promising and they will launch one product series in 2020 in 50% rPET bottles as Finland as a current PET recycling rate of 90%. <https://rinkiin.fi/for-firms/producer-responsibility/>

Pernod Ricard North America will begin with the use of 30% PCR resin in early 2020 in its PET bottles.

Volume of plastic packaging used

4,246 metric tonnes

RB		Reporting details
<p>Annual revenue: > USD10 billion</p> <p>HQ location: United Kingdom</p> <p>Website: https://www.rb.com/</p>	<p>RB is a leading global health, hygiene and home company. RB reaches people in over 190 countries where we strive to make a difference by giving people innovative solutions for healthier lives and happier homes. Where we use plastic, the majority of our products are sold in rigid & flexible packaging.</p>	<p>Reporting time frame: January 2019 - December 2019 <i>we have reported 2019 data based on actuals up to August & forecast for the remainder of the year</i></p> <p>Verification of data: No third-party verification or assurance</p> <p>Joined the Global Commitment: 10/18</p>

Take action to eliminate problematic or unnecessary plastic packaging

RB identified non-detectable carbon black plastic in our packaging and have confirmed actions to move all elements to non-carbon alternatives by mid-2021, improving recyclability. We have already been using non-carbon black for some of Finish products since Jan 2019 and further actions include moving to a color that is NIR detectable (e.g. white) for other brands.

RB started the program to exit PVC in 2004 and by 2009 no products in our portfolio, outside of medicines, carry this material. We have continued to use PVC only on our medicines portfolio due to the safety, quality and regulatory requirements. This is less than 3% of our total volume. RB is investing now in finding alternative PVC-free materials for our medicine portfolio as soon as possible. However, we anticipate this will be a highly challenging & long-term initiative in order to comply with the stringent consumer safety standards and licensing authorizations. We are determining how we can meet the goal best without compromising public health requirements.

RB has limited number of infant nutrition products with plastic straws (3.5 metric tons of plastic, 0.001% of total volume), which we are looking to replace with a more sustainable material. As this is targeted at children its critical the alternative material is 'fit for purpose' and poses no safety risk.

We have a limited number of ePS shelf trays on denture care (less than 1 ton globally, 0.001% of total volume). We are seeking alternatives to replace it.

Specific elimination efforts:

Carbon black - Plans to eliminate by 2021

PVC - Plans to eliminate, no date set

PVDC - Plans to eliminate, no date set

ePS - Plans to eliminate by 2021

Single-use plastic straws - Plans to eliminate by 2021

Take action to move from single-use to reuse models where relevant

Stage of implementing reuse models	
<p><input checked="" type="checkbox"/> Piloting of reuse delivery models in progress</p>	<p>RB is currently evaluating different reuse models in some regions and brands.</p> <p>We are part of Terracycle's Loop programme in the USA where we are developing refill solutions for our Vitamin and Mineral Supplements brand, planning to launch 2020.</p> <p>Our Lysol brand will be launching a unique refill product in the USA in February 2020 which can be reused up to 25 times and reduces plastic by 75% compared to a 32oz multi-purpose cleaner. This has the same 99.9% germ kill effectiveness which Lysol is known for and can be reloaded with a new cartridge, refilled with water and re-used easily.</p>

100% of plastic packaging to be reusable, recyclable or compostable		Latest year (2025 target): Submitted to the Foundation only (100%)
<p>Percentage (by weight) of total plastic packaging volume, which is</p> <p>Reusable, recyclable or compostable: Submitted to the Foundation only</p> <p>Reusable: 5%</p> <p>Recyclable: Submitted to the Foundation only</p> <p>Compostable: Submitted to the Foundation only</p>	<p>Black plastic: In 2019 we identified where we use carbon-black packaging and defined a plan to either move to a NIR detectable color such as white, or to using carbon-free black plastic packaging by 2021.</p> <p>Triggers: our innovative design of a light-weighted, recyclable & more durable reusable trigger is now being cascaded across our global portfolio of products - due for completion by 2021.</p> <p>Recyclable doypacks: We developed our first recyclable flexible pouch with Finish in Germany. We are now assessing where else we can apply the technology based on different formulations and recycling infrastructure in other countries.</p> <p>Perforated sleeves: We started trials to perforate sleeves to enable mechanical removal or manually by consumers. Recognizing the difficulty in getting consumers to do it we are also including clear instructions for removal to facilitate recycling.</p>	
Post-consumer recycled content across all plastic packaging used		Latest year (2025 target): 3% (25%)
<p>Post-consumer recycled content as percentage of total plastic packaging volume, by weight:</p> <p>2025 target: 25%</p> <p>Latest year: 3%</p>	<p>RB is actively pursuing partnerships with PCR suppliers. Following analysis of market & business priorities, we have developed a roadmap outlining which brands, regions & % PCR are to be prioritised. Initial testing for formula & pack stability is underway.</p> <p>In 2019 we launched Veo Surface Cleaner in US, which uses a removable sleeve that helps consumers properly recycle the bottle. Bottle uses 95% post-consumer recycled plastic further reducing the impact on the planet.</p> <p>In our Hygiene Home business in the USA we have 25% PCR included in our plastic bottle portfolio bottles, and in Europe most of our Airwick blisters are produced with 50% PET PCR for more than 3 years and now in 2019 we increased to 70% PET PCR for some products.</p>	
Volume of plastic packaging used		Submitted to the Foundation only

SC Johnson		Reporting details
<p>Annual revenue: > USD10 billion HQ location: United States Website: www.scjohnson.com</p>	<p>SC Johnson is one of the world's leading manufacturers of household cleaning products and products for home storage, air care, pest control and shoe care, as well as professional products. The majority of our household products are sold in HDPE and PET bottles</p>	<p>Reporting time frame: July 2018 - June 2019 Verification of data: No third-party verification or assurance Joined the Global Commitment: 10/18</p>
Take action to eliminate problematic or unnecessary plastic packaging		
<p>We continue to remove unnecessary primary plastic packaging from our products and in other packaging materials. From 2016 to 2017, we were able to remove an additional 1,000 MT specifically from its primary plastic packaging and we superseded that amount in 2018. In 2018, we finalized multiple packaging source reduction projects resulting in the removal of more than 1,700 MT of plastic.</p> <p>For over a decade, we have been working diligently to reduce our plastic footprint; encouraging reuse, light-weighting products, and reducing plastic packaging. For example, we have been manufacturing 100% PCR bottles in our Windex line since 2015, other home cleaning brands have since followed. Also highlighting we have widened our concentrate portfolio and have expanded those offerings into new international markets.</p> <p>This year we have launched industry-wide efforts to promote curbside recycling of plastic film in the US. We are working with municipal officials, public works agencies, and material recovery facilities to promote the benefits of expanding recycling options for plastic film. We've received interest from a number of communities to begin curbside collection and will launch our first pilot program in 2019.</p> <p>We continue to collaborate with suppliers on closing the recycling loop for problematic packaging e.g. multilayer film packaging although it is less than 4% of our total plastic packaging.</p>		<p>Specific elimination efforts:</p> <p>Carbon black - Plans to eliminate by 2019 PVC - Already eliminated PVDC - Already eliminated PS - Not reported ePS - Not reported Single-use plastic straws - Not reported Single-use plastic cutlery - Not reported Single-use plastic bags - Not reported</p>

Take action to move from single-use to reuse models where relevant

Stage of implementing reuse models

- Piloting of reuse delivery models in progress
- Reuse delivery models in place for a small proportion of products or packaging
- Reuse delivery models in place for a significant proportion of products or packaging

Our commitment is to provide refills for 50% of our trigger bottles by 2025. This means doubling the number of our trigger bottles that have a corresponding refill either in concentrate form or in one-to-one refill bottles. With the concentrates expansion this year, we are close to 30%.

In July 2019, we widened our concentrate offerings and are currently expanding our concentrate portfolio into international markets such as Mexico and the United Kingdom with the introduction of Mr. Muscle concentrates, Japan and China later this fall. We are making our sustainable product offerings more accessible and convenient to consumers by educating on large ecommerce channels such as Amazon.

In the UK and Spain, we have introduced Ecover refill stations in select supermarkets for laundry detergent and washing up liquid. The bottles are made from 100% PCR and can be refilled up to 50 times.

95 percent of SC Johnson's plastic packaging is recyclable or reusable. Our Home Cleaning trigger bottles for cleaners like Windex®, Scrubbing Bubbles® or Mr Muscle® are designed to deliver 10,000 sprays. This means the same bottle can be refilled and reused an average of 13 times. The company has been selling refills in numerous global markets for years and also in 2011, was among the first to launch concentrate Home Cleaning refills options in the US.

100% of plastic packaging to be reusable, recyclable or compostable

Latest year (2025 target): 94% (100%)

Percentage (by weight) of total plastic packaging volume, which is

Reusable, recyclable or compostable: 94%

Reusable: 24%

Recyclable: 87%

Compostable: Submitted to the Foundation only

Currently, 94% of SC Johnson's plastic packaging is designed to be recyclable, reusable or compostable. This includes 14% that is reusable (PET bottles and triggers). We use a small amount of flexible multilayer packaging that is currently not recyclable in practice and at scale. However, through our partnership and participation with Materials Recovery for the Future (MRFF), we are working on enabling flexible packaging curbside collection, sorting and recycling.

In addition to MRFF, SC Johnson will be collaborating with local municipalities to pilot curbside collection, sorting and recycling of flexible film packaging. This fall we will announce more, as we continue to work with industry partners to champion the curbside recycling of plastic film.

We have committed to tripling our global PCR content from 5%-15% in all primary plastic packaging used by 2025. To achieve this, we aim for 10% PCR by 2021. Since we submitted our commitments last November, we have successfully completed three PCR projects, so we are currently at 6% PCR in our primary plastic packaging.

Post-consumer recycled content across all plastic packaging used

Latest year (2025 target): 6% (15%)

Post-consumer recycled content as percentage of total plastic packaging volume, by weight:

2025 target: 15%

Latest year: 6%

With a starting point of 6% PCR in our primary plastic packaging, we made a commitment to increase that to 15% by 2025. Since we submitted our commitments, we have successfully launched three new packaging solution with increased PCR. One went from 0% to 25% PCR and the two other packaging solution increased their PCR content from 30% to 50%. We have several other projects with launch date in the next coming year, so we will continue to make great progress on this important commitment. With the three projects, we increased our PCR content to 6% across all our primary plastic packaging.

Optional commitments made

By May of 2019, we had opened 9 plastic waste collection centers in Indonesia that helps in the development of waste infrastructure models and incentivize collectors through the exchange of plastic waste for goods and services. Our plans for global expansion will be announced this fall.

We continue to champion a system-change allowing U.S. municipalities to accept mono-layer flexible film in the curbside recycling bin, to be sorted at the MRF. We will be announcing a few pilot programs in the United States later this fall, where it has been accepted.

We are currently expanding production of Ziploc® compostable food scrap bags and reintroducing to the marketplace by now offering on ecommerce channels such as Amazon to bolster education and convenience for consumers.

Volume of plastic packaging used

91,000 metric tonnes

Stanley Black & Decker		Reporting details
<p>Annual revenue: > USD10 billion</p> <p>HQ location: United States</p> <p>Website: https://www.stanleyblackanddecker.com/</p>	<p>Stanley Black & Decker has 60,000 employees in more than 60 countries and operates the world's largest tools and storage business, the world's second largest commercial electronic security company, a leading engineered fastening business as well as Oil & Gas and Infrastructure businesses.</p>	<p>Reporting time frame: October 2017 - September 2018</p> <p>Verification of data: No third-party verification or assurance</p> <p>Joined the Global Commitment: 10/18</p>
<p>Take action to eliminate problematic or unnecessary plastic packaging</p>		
<p>We have identified the use of PVC in clamshells and expanded polystyrene in larger products as our key problematic packaging due to the fact they are not-recyclable. An example of a packaging design we are introducing to replace a PVC clamshell is a PET Blister window held by paperboard (known as a trap blister).</p>		<p>Specific elimination efforts:</p> <p>Carbon black - Plans to eliminate by 2025</p> <p>PVC - Plans to eliminate by 2025</p> <p>PS - No plans to eliminate</p> <p>ePS - Plans to eliminate by 2025</p>
<p>Take action to move from single-use to reuse models where relevant</p>		
<p>Stage of implementing reuse models</p> <p><input checked="" type="checkbox"/> Portfolio analysis for reuse opportunities completed</p>	<p>We have discussed the concept of packaging reuse models in business units where we deliver and install products, such as in our Access Technologies business for automatic doors.https://www.stanleyaccess.com/</p>	
<p>100% of plastic packaging to be reusable, recyclable or compostable</p>		<p>Latest year (2025 target): Submitted to the Foundation only (100%)</p>
<p>Percentage (by weight) of total plastic packaging volume, which is</p> <p>Reusable, recyclable or compostable: Submitted to the Foundation only</p> <p>Reusable: 0%</p> <p>Recyclable: Submitted to the Foundation only</p> <p>Compostable: Submitted to the Foundation only</p>	<p>We joined the How2Recycle program to help analyze the recyclability of our packaging. We are submitting new packaging designs through them to understand how the changes we are considering will affect recyclability.</p>	

Post-consumer recycled content across all plastic packaging used		Latest year (2025 target): Not reported (Target to be set in April 2020)
Post-consumer recycled content as percentage of total plastic packaging volume, by weight: 2025 target: Target to be set in April 2020 Latest year: Not reported	Target to be set in April 2020.	
Volume of plastic packaging used	Submitted to the Foundation only	

Superdry Plc		Reporting details
<p>Annual revenue: USD1 billion - USD10 billion</p> <p>HQ location: United Kingdom</p> <p>Website: https://corporate.superdry.com/</p>	<p>Superdry is a UK based fashion retailer with retail, ecommerce and wholesale operations across the globe. Plastic packaging is mainly used in bag form, both to protect garments in transit and for ecommerce shipping. A small proportion of accessories / perfumes etc also feature plastic box packaging.</p>	<p>Reporting time frame: January 2018 - December 2018</p> <p>Verification of data: Third-party verification or assurance process in place for some of the data</p> <p>Joined the Global Commitment: 03/19</p>
<p>Take action to eliminate problematic or unnecessary plastic packaging</p>		
<p>Due to our low level of customer facing packaging our approach here has been to remove plastic items from transit packaging.</p> <p>The main action undertaken this year has been the reduction of plastic wrapping from around boxed hangers (in place to protect the varnish) from protecting the entire hanger to just protecting the corners that come into contact with other hangers within the box.</p> <p>We have also shifted away from plastic items where possible and replaced them with easy to recycle paper based options, for example moving to paper stuffing for shoes (approx. 42,000 pairs sold last year).</p> <p>We plan to introduce a new version of our plastic Ecommerce bag by the end of 2019. This version will be thinner (bag thickness being reduced from 95 micron to 65 micron) meaning a reduction in total plastic consumed by around a third, from approximately 90 metric tonnes per year to 60 metric tonnes per year.</p>		<p>Materials or packaging types eliminated or targeted for elimination:</p> <p>Single-use plastic bags - Plans to eliminate, no date set</p>
<p>Take action to move from single-use to reuse models where relevant</p>		
<p>Stage of implementing reuse models</p> <p><input checked="" type="checkbox"/> Yet to commence reuse opportunity identification process</p>	<p>The vast majority of our garments are sold with little consumer facing packaging other than labels and some box based packaging for certain items in our accessories range. This means opportunities for packaging re use by customers is limited.</p> <p>The main exception to this is the carrier bag provided in our retail stores, which is now made from 100% FSC certified recycled paper (including a new innovative knitted paper handle replacing the old cotton version). This bag is not plastic but is sturdy enough to be reused.</p>	

100% of plastic packaging to be reusable, recyclable or compostable		Latest year (2025 target): Not reported (100%)
<p>Percentage (by weight) of total plastic packaging volume, which is</p> <p>Reusable, recyclable or compostable: Not reported*</p> <p>Reusable: Not reported*</p> <p>Recyclable: Not reported*</p> <p>Compostable: Not reported*</p>	<p>We have chosen to focus on recyclability in this area as the nature of our packaging means that there are limited opportunities for re use and we feel that there are still questions marks about the effectiveness of compostable plastics in a real world scenario.</p> <p>We specify to suppliers use the most common and easily recyclable forms of plastic in any packaging items that they provide to us, predominantly LDPE.</p> <p>We are currently undertaking a trial at our UK distribution centre to remove the clear LDPE garment bags (used to product items in transit from factories) prior to shipping to our retail stores in order to capture this material and ensure it is recycled.</p> <p>*Superdry Plc was not asked to report on those metrics</p>	
Post-consumer recycled content across all plastic packaging used		Latest year (2025 target): 0% (70%)
<p>Post-consumer recycled content as percentage of total plastic packaging volume, by weight:</p> <p>2025 target: 70%</p> <p>Latest year: 0%</p>	<p>The two main areas of work at present are:</p> <p>Bags: The key focus before the end of 2019 is to embed recycled content into both our Ecommerce bags and our clear garment bags (used to product items in transit from factories). The target at present is 30-40% recycled content in both of these bags.</p> <p>Hangers: The vast majority of our clothes hangers are wooden and remain in store to be reused. However, we do have use 140,000 black plastic hangers from swimwear each year. We have now specified the use of only 100% recycled material in these hangers. These are being manufactured at present and will ship towards the end of 2019 for sale early next year. The hangers weigh 14 grams each, meaning we will remove two tonnes of virgin plastic from production through this process.</p>	
Volume of plastic packaging used		Submitted to the Foundation only

The Coca Cola Company		Reporting details
<p>Annual revenue: > USD10 billion</p> <p>HQ location: United States</p> <p>Website: https://www.coca-colacompany.com/</p>	<p>The Coca-Cola Company (NYSE: KO) is a total beverage company, offering over 500 brands in more than 200 countries and territories. In addition to the company's Coca-Cola brands, our portfolio includes some of the world's most valuable beverage brands.</p>	<p>Reporting time frame: January 2018 – December 2018</p> <p>Verification of data: Plans for third-party verification or assurance in development</p> <p>Joined the Global Commitment: 10/18</p>
Take action to eliminate problematic or unnecessary plastic packaging		
<p>A number of initiatives are currently being conducted across our 17 geographical business units. Recyclability of packaging traditionally considered not recyclable is a critical part of these efforts.</p> <p>In September 2018, Coca-Cola USA Food Service & On-Premise joined The Closed Loop Partners (CLP) Next Generation Cup Challenge, a global open innovation initiative to identify sustainable solutions for single-use, hot and cold fiber cups.</p> <p>The goal of the NextGen Cup Challenge is to find and commercialize existing and new cup solutions that are designed to be recyclable or compostable and, when recycled or composted, produce quality materials that carry high economic value in recovery markets around the world. Each year, an estimated 250 billion fiber cups are distributed globally. Most of these paper cups are lined with plastic and, in most recycling markets, these materials are not easily separated for recovery. As a result, most end up in landfills.</p> <p>In addition, in Great Britain, we are replacing the current iconic green Sprite bottle with a clear pack in order to make it easier to recycle back into new drinks bottles. The change, which will come into effect from September 2019, is a further sign of the company's commitment to support recycling and the circular economy in this country. Sprite will also increase the amount of rPET it contains to 50% next year.</p>		<p>Specific elimination efforts:</p> <p>PVC - already eliminated</p> <p>PS – already eliminated</p> <p>Single-use plastic straws - plans to eliminate by 2025</p>

Take action to move from single-use to reuse models where relevant

Stage of implementing reuse models

- Portfolio analysis for reuse opportunities completed
- Piloting of reuse delivery models in progress
- Piloting of reuse delivery models completed
- Reuse delivery models in place for a small proportion of products or packaging
- Reuse delivery models in place for a significant proportion of products or packaging

Tapping into the growing popularity of reusable water bottles and water fountains, Coca-Cola has developed a vending machine for water refills with the option of adding flavours and/or carbonation for a small fee.

The machine is built using existing Coca-Cola technology for dispensing, chilling and bag-in-box flavours combined with a user-friendly touch screen and a custom-built smartphone app for tracking DASANI PureFill locations and cashless payment.

After an initial pilot on the Georgia Institute of Technology campus in 2017, DASANI PureFill stations are now in the process of being rolled out to several other university campuses, schools, hospitals and at-work locations.

The technology is currently being piloted for other water brands as well.

In 2018, soda brands across Coca-Cola Brazil invested USD 25 million in unifying the design of the reusable PET bottles and USD 400 million in expanding reuse infrastructure (bottle cleaning and refilling facilities) as part of our aspiration to significantly scale up reusable packaging to 50% by 2030. It makes up 20% today in Brazil. The universal bottle initiative is a part of a greater strategy to increase the share of reusable packaging (both glass and PET) in Latin America, which today represents 27% of sales.

In France, our local bottling partner is a participant in the LOOP trial with Carrefour and Terracycle.

100% of plastic packaging to be reusable, recyclable or compostable

Latest year (2025 target): 99%¹ (100%)

Percentage (by weight) of total plastic packaging volume, which is

Reusable, recyclable or compostable: 99%²

Reusable: 4%

Recyclable: 99%³

Compostable: Submitted to the Foundation only

In many geographies, we are replacing the current iconic green Sprite bottle with a clear pack in order to make it easier to recycle back into new drinks bottles. In Great Britain, this change will come into effect from September this year. Sprite will also increase the amount of rPET it contains to 50% next year.

In other geographies, local teams are assessing recycling infrastructure requirements and working to ensure our packaging designs continue to meet these considerations. In the US, for example, we are modifying adhesive labels on PET bottles, exploring changes to green resin (as above), and exploring alternative additives to PET that can replace current, detrimental additives.

¹ The Coca-Cola Company's number is an estimate for its global volume of primary plastic packaging only. The Company is currently preparing to assess and disclose for secondary and tertiary plastic packaging, such as shrink films or other transit packaging.

² Idem

³ Idem

Post-consumer recycled content across all plastic packaging used

Latest year (2025 target): 9% (n/a⁴)

Post-consumer recycled content as percentage of total plastic packaging volume, by weight:

2025 target: n/a

Latest year: 9%

- In the Philippines, the Bottling Investments Group and partners announced a USD19M investment in a bottle-to-bottle facility, replicating the Mexican model and creating a strong demand pull for empty bottles that will drive collection.
- Similarly, in Hong Kong Swire (Coca-Cola bottler for the region) announced a major investment in Hong Kong recycling infrastructure (bottle-to-flake) which will create a demand pull for empty bottle collection in that market.

In addition to our water brand Ciel in Mexico, which launched in 2018, and Bonaqua in Hong Kong which launched late 2018, the following rPET brands have been launched or were launched or are planned for launch in 2019. None of the initiatives are included in the global total of 9% in 2018.

- Japan BU recently launched 100% rPET bottles for the green tea brand Hajime Ichinichi Ippon.
- Philippines launched a 100% rPET bottle for Viva bottled water brand.
- Peru launched a 100% rPET bottle for its San Luis water brand.
- In Australia, 70% of all PET bottles will be made from 100% rPET by the end of 2019.
- In Western Europe, announced that 100% rPET bottles for Smartwater, Chaudfontaine (water) and Honest will be available by the end of 2019.
- Austria, Ireland & Switzerland launched 100% rPET bottles for their Romerelle, RiverRock and Valser water brands respectively.
- South Africa is expected to launch its 100% rPET bottle for Bonaqua by the end of 2019.

Optional commitments made

Previously, our method to track collection focused on our predominant package types (glass bottles, steel and aluminium cans and PET plastic bottles), which make up approximately 85% of our portfolio. According to this method, our main package types served as a proxy for all our packaging. Using that calculation methodology, our collection rate for 2018 is 58%.

Because of new data that we have available to us, we are able to report a more inclusive collection rate, taking into account all consumer packaging, including beverage cartons, juice boxes and pouches, etc. Our 2018 collection rate inclusive of all consumer packaging is 56%, which means that 56% of all our packaging is either refilled or collected for recycling.

Volume of plastic packaging used

2,970,289 metric tonnes

Link to other published data: <https://www.coca-colacompany.com/content/dam/journey/us/en/private/fileassets/pdf/2019/Coca-Cola-Business-and-Sustainability-Report.pdf>

⁴ The Coca-Cola Company has a 2030 target to use 50% recycled material in all primary packaging by 2030.

Tupperware		Reporting details
<p>Annual revenue: USD1 billion - USD10 billion</p> <p>HQ location: United States</p> <p>Website: www.tupperwarebrands.com</p>	<p>Tupperware Brands Corporation, through an independent sales force of 3.0 million, is a leading global marketer of innovative, premium products through social selling. Product brands span several categories including design-centric food preparation, storage and serving solutions.</p>	<p>Reporting time frame: January 2018 - December 2018</p> <p>Verification of data: No third-party verification or assurance</p> <p>Joined the Global Commitment: 05/19</p>
<p>Take action to eliminate problematic or unnecessary plastic packaging</p>		
<p>Our products are by definition very sustainable. However, the packaging that we use to protect our products are not always. As part of our commitment to plastic waste reduction, by 2025 Tupperware aims to eliminate the main remaining source of unnecessary plastic packaging, ie the use of HDPE polybags used to protect our products during the manufacturing and shipping process. Efforts to-date have focused on assessing our global exposure to this material, evaluating alternative packaging, and conducting preliminary calculations of reduction initiatives that will advance towards our first milestone 30% reduction by 2020.</p> <p>By the end of Q4 2019, we will implement two global initiatives. First, introduce new packaging usage standards across all manufacturing locations. This step is expected to reduce HDPE packaging usage by 5 percent by the end of 2020, translating to a volume decrease of 100 Tons. In addition, in Q1 2020 we will begin replacing packaging on our number one selling global product (ECO Bottle), starting in European markets. The expected combined volume decrease if we are achieving our objective would be 630 Tons by the end Q4 2020.</p>		<p>Materials or packaging types eliminated or targeted for elimination:</p> <p>Carbon black - Not reported</p> <p>PVC - Not reported</p> <p>PVDC - Not reported</p> <p>PS - Not reported</p> <p>ePS - Not reported</p> <p>Single-use plastic straws - Not reported</p> <p>Single-use plastic cutlery - Not reported</p> <p>Single-use plastic bags - Plans to eliminate by 2025</p>
<p>Take action to move from single-use to reuse models where relevant</p>		
<p>Stage of implementing reuse models</p> <p><input checked="" type="checkbox"/> Yet to commence reuse opportunity identification process</p>	<p>Our products are not single use. They are made to last a lifetime. We are currently reevaluating our current processes to ensure that:</p> <ul style="list-style-type: none"> • All the products that we are recuperating (For warranty or others) are properly recycled. • We will offer the opportunity to recuperate the old Tupperware items to dispose of them responsibly. • We are already for a limited range, our "Recycline", for certain applications which are not food contact using mechanical recycling from "old" Tupperware 	

100% of plastic packaging to be reusable, recyclable or compostable Latest year (2025 target): Submitted to the Foundation only (100%)	
Percentage (by weight) of total plastic packaging volume, which is Reusable, recyclable or compostable: Submitted to the Foundation only Reusable: 0% Recyclable: Submitted to the Foundation only Compostable: Submitted to the Foundation only	As described above, we are currently working on two fronts: <ul style="list-style-type: none"> • Reducing the quantity of plastic packaging used. • Looking for alternative compostable solutions.
Post-consumer recycled content across all plastic packaging used Latest year (2025 target): 0% (40%)	
Post-consumer recycled content as percentage of total plastic packaging volume, by weight: 2025 target: 40% Latest year: 0%	We are not for the moment, for our plastic packaging, using any post-consumer recycled content. We are one of the first company that is introducing in 2019 the newly available circular polymer made out of post-consumer recycled content that is available for food contact to make our products
Volume of plastic packaging used Submitted to the Foundation only	

Unilever		Reporting details
<p>Annual revenue: > USD10 billion</p> <p>HQ location: United Kingdom</p> <p>Website: https://www.unilever.com/</p>	<p>Unilever is one of the world's leading suppliers of Beauty & Personal Care, Home Care, and Foods & Refreshment products with sales in over 190 countries and reaching 2.5 billion consumers a day. It has 155,000 employees and generated sales of 51 billion EUR in 2018.</p>	<p>Reporting time frame: 2018 (2017 for recyclability estimate)</p> <p>Verification of data: Third-party verification or assurance process in place for all of the data (exception: 2017 recyclability estimate)</p> <p>Joined the Global Commitment: 10/18</p>
Take action to eliminate problematic or unnecessary plastic packaging		
<p>In 2012 we reported that 99% of PVC packaging had been removed from our portfolio, and since then it has been eliminated from our portfolio. We have also phased out PVDC. Our design for recyclability guidelines recommend not to use these materials. We also have plans in place to move out of PS by 2025. Current PS use is limited to a few SKUs where we are working on finding alternative solutions.</p> <p>Since 2010, our total waste footprint per consumer use has reduced by 31%. Over this period, we successfully decoupled the amount of packaging we purchase from our business growth. To meet our 2017 commitments, we have adopted an internal framework which shapes our thinking and future innovation - 'Less, Better, No' plastic framework. For instance, in 2019 we pioneered the development of a new detectable black pigment for our High Density Polyethylene (HDPE) bottles - which we use for our TRESemmé and Lynx (Axe) brands - so they can now be "seen" by recycling plant scanners and sorted for recycling. We also launched a UK pilot of the first wrapper-less ice-cream multipack for Solero Organic Peach, with 35% less plastic compared to the original pack with individual plastic wrappers.</p> <p>In October 2019, we made a new commitment to reduce our virgin plastic packaging by 50% by 2025. More than 100,000 tonnes will come from an absolute reduction as we accelerate our use of multiple-use packs (reusable and/or refillable), 'no plastic' solutions (naked products) and reduce the amount of plastic in existing packs (concentration). The rest we will deliver by increasing our use of recycled material, helping keep plastic in the economy and out of the environment. In addition, we have also committed to help collect and process more plastic packaging than we sell by 2025.</p>		<p>Specific elimination efforts:</p> <p>Carbon black - plans to eliminate by end 2021*</p> <p>PVC - already eliminated</p> <p>PVDC – already eliminated**</p> <p>PS - plans to eliminate by end 2025</p> <p>ePS - plans to eliminate by Mid-2020</p> <p>* Carbon Black: We plan to move to detectable black for our HDPE bottles in Europe and North America by the end of 2021.</p> <p>** Phased out of under this global commitment.</p>

Take action to move from single-use to reuse models where relevant

Stage of implementing reuse models

- Portfolio analysis for reuse opportunities completed
- Piloting of reuse delivery models in progress
- Reuse delivery models in place for a small proportion of products or packaging

As part of our 'Less, Better, No' plastic framework, we are exploring several types of reuse models, here are two pilot projects in progress:

- a) In Brazil, the concept of a concentrated product where you only need a much smaller dose than normal has never really taken off. Consumers tend to use too much and, therefore, it ends up costing them more. It's also common for people to dilute regular home care products to make them last longer. With both these things in mind, we created dilutable Omo liquid - a six times concentrate that can be diluted at home and used to refill the existing pack. It's better value for consumers and good for the environment because the bottles use 75% less plastic. A small-scale pilot with three major retailers in São Paulo allowed us to gather crucial consumer feedback which we have used to refine the product e.g. the importance of a transparent bottle. The response has been extremely positive.
- b) In Chile, we're partnering with Algramo to pilot an intelligent dispensing system that uses electric tricycles to deliver to people's homes. Shoppers buy reusable containers through an online account. This account manages credits for refilling and stores loyalty rewards for reusing packaging that can be recouped from the dispensing machines. Users can arrange a visit of a tricycle via an app.

Our commitment to reduce our virgin plastic packaging by 50% will help accelerate our use of multiple-use packs, including reusable and refillable solutions.

100% of plastic packaging to be reusable, recyclable or compostable

Latest year (2025 target): ~50%⁵ (100%)

Percentage (by weight) of total plastic packaging volume, which is

Reusable, recyclable or compostable: ~50%⁵
 Reusable: Submitted to the Foundation only
 Recyclable: ~50%⁵
 Compostable: Submitted to the Foundation only

We continue to explore solutions to make our products recyclable and reusable whilst eliminating problematic materials. In support of our transparency efforts, we will publish the full "palette" of plastic materials we use in our packaging by 2020. We are defining a metric to measure and report progress against our 2025 commitment, on reusable, recyclable or compostable plastic materials.

⁵ Note on Recyclable: 2017 estimate, subject to change once this metric is fully integrated into Unilever systems. Next set of results in 2019 Annual Report.

Post-consumer recycled content across all plastic packaging used

Latest year (2025 target): <1% (25%)

Post-consumer recycled content as percentage of total plastic packaging volume, by weight:

2025 target: 25%

Latest year: <1% of our total plastic resin bought

We used 4,845 Tonnes of post consumer recycled plastic in 2018 (1st Oct 2017 to 30th sept 2018). We want to use far more PCR plastic in the future and recapture our own packaging. The biggest challenge is the limited availability of high-quality recycled waste materials (owing to a high demand on the market), particularly in developing and emerging markets. To address this, we have been working with others to tackle wider infrastructural issues such as local collection and sorting facilities and to build the technical and commercial viability of reprocessing them at scale. As a result, we have opened many new PCR sources during 2018 and we will report on our progress in our 2019 Annual Report.

We expect our use of PCR materials to accelerate rapidly over the next few years as the design processes begin to deliver at scale. This will help us achieve our global commitment to include at least 25% recycled content in our plastic packaging by 2025 and our new commitment to reduce our virgin plastic packaging by 50%. Our commitment to help collect and process more plastic packaging than we sell complements this goal as we invest and partner to improve waste management infrastructure.

Volume of plastic packaging used

700,000 tonnes

PACKAGED GOODS COMPANIES

- BELOW USD 1 BILLION

ANNUAL REVENUES

A.I.S.E., International Association for Soaps, Detergents and Maintenance Products • actiam • Adrian Dominican Sisters, Portfolio Advisory Board • AEOC • Afeka Institute of Circular Engineering and Economy • AGMPM (Association of the Greek Manufacturers of Packaging & Materials) • Ahold Delhaize • ALBEA • Algramo • ALPLA Werke Alwin Lehner GmbH & Co KG • Althelia Sustainable Ocean Fund • Amcor • American Licorice Company • ANIPAC • APX AG • APLM • Portuguese Marine Litter Association • AptarGroup Inc. • Aquapak Polymers Limited • Arca Continental • Archemics Ltd • Arup • As You Sow • Asia Pacific Waste Consultants (APWC) • Asociación Chilena para el Fomento de la Economía del Bien Común - (EBC) • Asociación Nacional de la Industria Química A.C. (ANIQ) • Associação para as Ciências do Mar - APCM • Atalay Atasu • Avespa • Bangor University • Barilla G. & R. Fratelli SpA • Baum und Pfirdgarten • Bell Holding • Bella+Frank • Berkeley Center for Green Chemistry • Berry Global • bioMASON, Inc. • Biopac UK Ltd • BioPak Pty Ltd • Bioproducts Discovery and Development Centre (BDDC), University of Guelph, Ontario, Canada • BMO Global Asset Management • BNP Paribas Asset Management • Boomer • Borealis AG • Boston Common Asset Management • Brightplus Oy • Brunel Pension Partnership Ltd • Burberry Group plc • Burberry Material Futures Research Group from the Royal College of Art • Business in the Community • C40 Cities Climate Leadership Group • Cabot Corporation • Californians Against Waste • Calouste Gulbenkian Foundation • CAPTURE • CarbonLITE Recycling • Carrefour • CBPAK Tecnologia S/A • Cedo • CEFLEx • CEMPRE Colombia - Compromiso Empresarial para el Reciclaje • China Plastic Recycling Association of China Resource Recycling Association • China Plastics Reuse and Recycling Association • Circular Economy Initiative at KTH Royal Institute of Technology (CE@KTH) • Circular Economy Innovation Centre - USP • CIRCULAR ECONOMY JAPAN • Circular Economy Leadership Coalition • Circular Sweden • Circularity Capital LLP • Circulate Capital • Circulo Verde • City of Austin • Claramondial • Cleaning and Hygiene Suppliers Association • Closed Loop Partners • Coast Impact Fund • Coca-Cola FEMSA • Colgate-Palmolive Company • College of Design and Innovation, Tongji University • CommonSense • Congregation of St. Joseph • Constantia Flexibles • Core Capital Management LLC • Corn Refiners Association • Creolus • CSSA (Canadian Stewardship Services Alliance Inc.) • Cumpal BV • CupClub Limited • Custompak Plastic Products 1997 Ltd • Danone S.A. • Daughters of Charity, Province of St. Louise • Delphis Eco - Department of Economics and Management - Departamento de Scienze Economiche e Aziendali, University of Pavia • Detpak • Diageo • Digimarc Corporation • Dignity Health • Dr. Girma Zawdie • Dr. Alysia Garmulewicz, Professor, Universidad de Santiago de Chile • Dr. Carson Meredith • Dragon Rouge Limited • Dynapack Asia • Earthwatch Institute • Earthwise Group Ltd • ECOGESTUS, Waste Management Ltd • Ecoberia Reciclados Ibericos SA • ECOPIXEL • Ecopod • ecostore • Ecosurety • Environment Global Facilities • Elemental Impact • ELISAVA Barcelona School of Design and Engineering • Encorp • ENGEL Austria GmbH • Envases Universales de México • Enviro Pride • Environment Department, Ministry of Energy and Climate Change, Republic of Seychelles • EPRO European Plastics Recycling and Recovery Organisation • São Simão Ltda. • ESG Portfolio Management • Essity AB • Ethica Spr - Responsible Investments • European Investment Bank • European Recycling Industries' Confederation (EuRIC) • EXCELRise • Excess Materials Exchange • Exchange 4 Change Brasil • Faculty of Management, Law and Social Sciences, University of Bradford • Ferrero • Fifth Season Ventures • Flex Film International BV • Flexible Packaging Europe • Food & Consumer Products of Canada • FoodDrinkEurope • Footprints Africa • FORWARD One Venture Capital for Hardware • Foundation Recycsol • FrieslandCampina Nederland BV. • Full Cycle Bioplastics • Fundación Latinoamérica Verde • Futamura Group • GANNI • gDiapers • Generalitat de Catalunya • Gobierno de la Ciudad de Buenos Aires • Government of Chile • Government of Grenada • Government of Rwanda • Graham Packaging Company • Grant Design • Graco & Guernico • GreenBiz Group Inc. • GreenBlue and the Sustainable Packaging Coalition (SPC) • Greiner AG • GRID-Arendal • GW&K Investment Management • H. Ayuntamiento de Toluca • H&M Group • Henkel AG & Co. KGaA • Hera Group • Hierns EOS • Hi-Cone • High Speed Sustainable Manufacturing Institute (HSSMI) • HP Inc. • Husky Injection Molding Systems Ltd. • INCOM RECYCLE Co., Ltd. Beijing • Inditex • Indonesian Waste Platform • Indorama Ventures Public Company Limited • Industria Mexicana de Reciclaje S.A. de CV • ING • INGRUP • innocent drinks • Insper Instituto de Ensino e Pesquisa • Institut für Kunststofftechnik • Institute for Integrated Quality Design (IQD), Johannes Kepler University Linz (JKU) • Institute of Development Studies • Institute of Technology Tralee • Instituto Italiano di Tecnologia • International Solid Waste Association • ISWA • International Union for Conservation of Nature (IUCN) • Internet Fusion Group • IWC Schaffhausen • IVR • Jabli Packaging Solutions • JAMES CROPPER PLC • Jan Ravenstijn Biomaterials Consulting • Jane Panty • JAVA MOUNTAIN COPPEE • Johnson and Johnson • Kaged Koch Patra Kashtakari Panchayat • Keep Scotland Beautiful • KEEP SWEDEN TIDY • Kellogg Company • Kemang City • Kemco • Keurig Dr. Pepper • Kiara S. Winans • Kiduara • Kingfa Sci. & Tech. Co., Ltd. • Kmart Australia Limited • Koepala Packaging Ltd. • L'Oréal • L'OCCITANE en General Investment Management • Life Cycle Initiative • Life Without Plastic • LIPOR - Intermunicipal Waste Management of Greater Porto, Portugal • LLUK • London Waste and Recycling Board • Loop • Loop Circular Economy Platform Ltd • Loop Industries • LPP • Man Group • MARE - Marine and Environmental Marks and Spencer plc • Mars, Incorporated • Material BA-Z, Centro Universitário Belas Artes de São Paulo • Material Economics • Matrix APA (UK) Ltd. • McDonough Innovation • Melco Resorts & Entertainment • MERA - The Association for Sustainable Manufacturing • Mercy Investment Services, Inc. • METRO AG • Ministry for the Environment New Zealand • Ministry of Environment and Energy Transition - Portugal • Ministry of the Environment (Peru) • Ministry of the Environment Environmental Solutions Initiative • MIVA (Minimum Waste) • Mobilize • Mobilize Group • Monks Brewery • Montebio • Mr. Green Africa • National Geographic Partners LLC • National Geographic Conservation Society • Natures Path • Nature's Path Foods • NatureWorks • Nestlé • Netherlands Institute for Sustainable Development Network • Noble Environmental Technologies Europe BV • NorthEdge Capital • Notpla Limited • Nova School of Business and Economics • Novamont SpA • NOVAPET • Nuceria Group • Oceanographic Institute, Prince Albert I of Monaco Foundation • Okena Serviços Ambientais • Oliver Wyman • One Water • Open Systems Lab • Openbare Vlaamse Afval Maatschappij OVAM • Origin PepsiCo • Pernod Ricard • PetStar • Phillips • Pick n Pay • Pinguimom • Plant Based Products Council • Plant Chicago • Plastic Bank Recycling Corporation • Plastic Collective • Plastic Energy • Plastic Odyssey • Holding GmbH & Co. KG • POSITIVA • Preserve • Prince Albert II of Monaco Foundation • Prof. Claudio Zara, Department of Finance, Bocconi University • Prof. Richard C. Thompson OBE • Professor Ioannis Ioannou • PROQUIMIA, S.A. • Provenance • PT Evogala Karya Indonesia • Qualipac • Quantis • Ramani Narayan, MSU University Distinguished Professor • Rathbone Greenbank Investments • Ravenstijn Biomaterials Consulting • Re-Poly, Evertrak, QRS • Recycling Points • Recycling Technologies • Rediscovey Centre • RePack • Replenish Bottling LLC • rePurpose Global • RES Group • Reusable Packaging Association • Riversimple Movement Ltd • Robeco • Robert Lochhead, Professor and Director Emeritus of Polymeric Plastics • Royal Society of Chemistry • Planet Earth • Rubicon Global • S Group • SAMBITO • Samsøe Samsøe • São Paulo City Hall • Sarsasin & Partners • SG Johnson • Schneider Electric • School of Management - Politecnico di Milano • Schwarz Group (Lidl & Kaufland) • Scottish Government • Sealed Air Corporation • Seairbus Business • Selfridges • Seroiaplat Global Services Spa • Shanghai Rendu Ocean NPO Development Centre • SHAPES IN THE SAND • Sidel • Silgan Plastics • SIROL • Sistema B International • Sky Group • Skyroom London Ltd. • Smart Waste Portugal - Business Development Network • Solid Waste Association of North America • SONAE MC • Sostenibilidad 3R&Es • South Pole • Spadol • SPB • Spinlock • Splosh Ltd. • Stanley Black & Decker • Stella McCartney • Stora Enso • Suez • Supardry Plc • SUST4IN • Sustainable Business Network • Sustanalytics • Svensk Plastiindustriforening (SPIF) • SWANIA • Swire Coca-Cola Ltd • SYSTEMIQ • Taiwan Circular Economy Network (循環商業基金會) • Target Corporation • Target Australia Limited • TC Transcontinental • Termonocogibles, SA de CV • TerraCycle • Tetra Pak • The Association of Plastic Recyclers • The Better Packaging Co. • The Bio-D Company Ltd • The City of Copenhagen • The City of Ljubljana, Slovenia • The Clorox Company • The Club of Rome • The Coca-Cola Company • The Consumer Goods Forum • The Eric and Wendy Schmidt Fund for Strategic Innovation • The Faculty of Entrepreneurship & Innovation - VIA University College • The Finnish Innovation Fund SITRA • The Global Environment Facility • The Government of France • The Government of the United Kingdom • The Green Creative Lab • The Green Earth • The Institute for the Study of Science and Technology, National University of Quilmes (IESCT-UNQ) of Argentina • The Make-Cup Brand Make-Cup Concepts LLC • The Ocean Race • The Recycling Partnership • The Renewal Workshop • The RSA • The Wallon Government • Think Beyond Plastic • TIPA-Corp • TOMRA Systems ASA • Topolytics • Triciclos • Trillium Asset Management • Tupack Verpackungen Gesellschaft m.b.H. H • Tupperware • UCL • Ultra Capital • Uncover Skincare BV • Unilever • Universidade de Trás-os-Montes e Alto Douro • Universiteit Gent • University of Edinburgh • University of Northumbria, Newcastle • University of Portsmouth • UPM Rafalrac • Upp • Upcycling Plastic • Versteete in mould labels • Vert Asset Management • Vite BioEnergia Italt • Wolmark Inc. • Worm Brand Babcock Institute for Green Chemistry • Waste Ventures India Pvt. Ltd. • Waste4Change • Water Unite • Werner & Mertz GmbH • Woolworths Holdings Limited • World Economic Forum • Worm Again Technologies • WPP • WRAP • Wrap International Ltd. • World Wildlife Fund (WWF) • Xiamen Luhai Pro-environment Inc. • Zero Waste Shop Moscow • Zespri Group Limited • Zevin Asset Management • ZigZag Global • π = Plastic Pollution Prevention

Health • Corporation • Provenance • Legal • Logoplaste • Lolloware • Sciences Centre [PORTUGAL] • McCormick & Company Inc. • Meu Copo Eco • Michigan State University • of the Government of the State of Mexico • MITI Multi-Color Corporation • Mundana Matters Pty Ltd • MYO Sustainable Packaging • New Zealand King Salmon Company Ltd • Nextek Plastic Solutions Network at Imperial College London • Ocean Remedy • Materials • PA Consulting • PAC Worldwide • Paccor packaging solutions • Pack4Food • Plásticos Compuestos S.A. • Plastics Forming Enterprises, LLC • Plastics Recyclers Europe • Poppelmann Holding GmbH & Co. KG • POSITIVA • Preserve • Prince Albert II of Monaco Foundation • Prof. Claudio Zara, Department of Finance, Bocconi University • Prof. Richard C. Thompson OBE • Professor Ioannis Ioannou • PROQUIMIA, S.A. • Provenance • PT Evogala Karya Indonesia • Qualipac • Quantis • Ramani Narayan, MSU University Distinguished Professor • Rathbone Greenbank Investments • Ravenstijn Biomaterials Consulting • Re-Poly, Evertrak, QRS • Recycling Points • Recycling Technologies • Rediscovey Centre • RePack • Replenish Bottling LLC • rePurpose Global • RES Group • Reusable Packaging Association • Riversimple Movement Ltd • Robeco • Robert Lochhead, Professor and Director Emeritus of Polymeric Plastics • Royal Society of Chemistry • Planet Earth • Rubicon Global • S Group • SAMBITO • Samsøe Samsøe • São Paulo City Hall • Sarsasin & Partners • SG Johnson • Schneider Electric • School of Management - Politecnico di Milano • Schwarz Group (Lidl & Kaufland) • Scottish Government • Sealed Air Corporation • Seairbus Business • Selfridges • Seroiaplat Global Services Spa • Shanghai Rendu Ocean NPO Development Centre • SHAPES IN THE SAND • Sidel • Silgan Plastics • SIROL • Sistema B International • Sky Group • Skyroom London Ltd. • Smart Waste Portugal - Business Development Network • Solid Waste Association of North America • SONAE MC • Sostenibilidad 3R&Es • South Pole • Spadol • SPB • Spinlock • Splosh Ltd. • Stanley Black & Decker • Stella McCartney • Stora Enso • Suez • Supardry Plc • SUST4IN • Sustainable Business Network • Sustanalytics • Svensk Plastiindustriforening (SPIF) • SWANIA • Swire Coca-Cola Ltd • SYSTEMIQ • Taiwan Circular Economy Network (循環商業基金會) • Target Corporation • Target Australia Limited • TC Transcontinental • Termonocogibles, SA de CV • TerraCycle • Tetra Pak • The Association of Plastic Recyclers • The Better Packaging Co. • The Bio-D Company Ltd • The City of Copenhagen • The City of Ljubljana, Slovenia • The Clorox Company • The Club of Rome • The Coca-Cola Company • The Consumer Goods Forum • The Eric and Wendy Schmidt Fund for Strategic Innovation • The Faculty of Entrepreneurship & Innovation - VIA University College • The Finnish Innovation Fund SITRA • The Global Environment Facility • The Government of France • The Government of the United Kingdom • The Green Creative Lab • The Green Earth • The Institute for the Study of Science and Technology, National University of Quilmes (IESCT-UNQ) of Argentina • The Make-Cup Brand Make-Cup Concepts LLC • The Ocean Race • The Recycling Partnership • The Renewal Workshop • The RSA • The Wallon Government • Think Beyond Plastic • TIPA-Corp • TOMRA Systems ASA • Topolytics • Triciclos • Trillium Asset Management • Tupack Verpackungen Gesellschaft m.b.H. H • Tupperware • UCL • Ultra Capital • Uncover Skincare BV • Unilever • Universidade de Trás-os-Montes e Alto Douro • Universiteit Gent • University of Edinburgh • University of Northumbria, Newcastle • University of Portsmouth • UPM Rafalrac • Upp • Upcycling Plastic • Versteete in mould labels • Vert Asset Management • Vite BioEnergia Italt • Wolmark Inc. • Worm Brand Babcock Institute for Green Chemistry • Waste Ventures India Pvt. Ltd. • Waste4Change • Water Unite • Werner & Mertz GmbH • Woolworths Holdings Limited • World Economic Forum • Worm Again Technologies • WPP • WRAP • Wrap International Ltd. • World Wildlife Fund (WWF) • Xiamen Luhai Pro-environment Inc. • Zero Waste Shop Moscow • Zespri Group Limited • Zevin Asset Management • ZigZag Global • π = Plastic Pollution Prevention

<p>Archemics Ltd</p>	<p><i>Joined the Global Commitment: 02/19</i></p>
<p>Archemics specialises in production, marketing, sales & distribution of I detergents, cosmetics, personal care & adhesives for industrial and consumer market in Mauritius and Indian ocean.</p> <p>Markets: Hospitality, manufacturing, retail, construction</p> <p>Archemics is the exclusive franchisee of Henkel</p> <p>Website: https://www.archemics.mu</p>	<p>Annual revenue: < USD10 million</p> <p>HQ location: Mauritius</p> <p>Reporting time frame: January 2018 - December 2018</p> <p>Volumes: Submitted to the Foundation only</p>
<p>Elimination progress</p>	
<p>Industrial sector-Hospitality industry- guest amenities section</p> <ul style="list-style-type: none"> As this is a new division, we have eliminated single use plastic from all our dry amenities offers and propose to hotels for guest rooms only materials in stone rock, corn starch, wood, bamboo, cotton, biodegradable plastics. Out of 4 hotels groups targeted for 2018- 2019, 3 hotel groups representing 1210 number of rooms have signed up with us . 2020 and 2022 we are working with 4 big hotel groups representing 2112 guest rooms.for 2015, we aim an additional 2140 rooms 	<p>Materials or packaging types eliminated or targeted for elimination:</p> <p>PVC - Plans to eliminate by 2021</p>
<p>Reuse progress</p>	
<p>For industrial detergent:</p> <ul style="list-style-type: none"> For wet amenities, since 2018 up to now we supply bigger dispensers for guest rooms (made with recyclable plastics) which can be refilled. Bulk being supplied in 1 L, 20 L or 5 L. We are validating a disinfection plan of the dispensers in guest rooms before refills as well as training of personnel. Target Q4 19. Projects in pipeline for 3 hotel groups representing 1332 guest rooms. Industrial detergents which are sold in 5L HDPE containers, collected, washed and refilled again. when damaged, the plastics are recycled into outdoor furniture - representing approximately up to 12.5 T of plastic which are reused and diverted away from landfill. New product line in Q1 2020 for family pack size sun care products which can be refilled, targeting hotels, boathouse and big game fishing Consumer Working on a prototype for home care detergent refill station in our showroom target end Q 1 2020. if successful, to work on marketing and to extend concept to retailers who are willing to try <p>R&D objective includes investigation of refill options proposal for 2 fast movers category - liquid laundry and liquid dish washing by end 2020 representing a potential of decreasing up to 160 T of BMPP and 190 T of PET over 2022 in terms of single use plastic generated</p>	<ul style="list-style-type: none"> <input checked="" type="checkbox"/> Portfolio analysis for opportunities completed <input checked="" type="checkbox"/> Piloting of reuse delivery models in progress <input checked="" type="checkbox"/> Reuse delivery models in place for a significant proportion of products or packaging

100% reusable, recyclable or compostable progress

98 % of our plastics linked to our local production is recyclable (47% PET and 50% HDPE, 1% PP)

Of that 50% HDPE, up to 20% are refilled and reused in industrial division

In our industrial adhesive and consumer adhesives, we are earmarking to replace our current 20 L PP buckets with recycled and recyclable ones by end Q 1 2020. This represents less than 1 % of our plastic materials

Recycled content

Latest year (2025 target): 2% (1%)

All wet amenities that we supply to hotels are made from recycled plastic and recyclable plastics. The % of that on our overall business is currently negligible due to new portfolio range mainly kicked off in 2019, figure not complete

Dry amenities products for hotels guest are supplied in stone paper packaging vs plastic packaging already targeting hotels representing 1210 rooms. Target for 2022: 2101 more rooms, 2025 additional 2140 rooms

Plastic dry amenities such as shower cap, bin bags, cotton buds etc are supplied in compostable plastics such as corn starch, bamboo.

Optional commitments

1. Communication on social media, on recycling and reduction in single use plastics done in Q1 2019
2. Raising awareness to influence our customers to opt for refills, reusable and concentrated products through training in industry
3. Project for hotel guest amenities in innovation and quality to remove single use plastics from offers and opt for refills options . project won silver award at national level in Q2 2019.
4. Design thinking and innovation workshop with a focus on 'how might we reduce single use plastic in our different portfolios - teams trained in design thinking in Q 1 2019. august 2019, Innovation and quality circle launched and 3 teams working on prototypes.
5. include on all labels being reviewed customer education on recycling tips- ongoing and done systematically for all new labels or revised labels
6. pilot study with a retailer and recycler for placing a branded plastic collection point at retailer end for consumers to recycle their containers-for Q2 2020

Progress report does not cover full scope of activities: below the business divisions approximate weightage on our Business figures and the divisions upon which we are reporting comprises up to 79 % of our figures:

- Homecare- all
- Industrial (comprising industrial cleaning, hotel amenities, textile, adhesives)- all
- Consumer adhesives (half of the business figures linked to local manufacturing and R&D)
- Cosmetics –all imported, no local manufacture and control on packaging

<p>Bella+Frank</p>	<p><i>Joined the Global Commitment: 02/19</i></p>
<p>Bella and Frank is a Brighton-based sustainable fashion brand. We use plastic packaging to store and transport our products from suppliers to storage and from storage to retailers/distributors. Our products are currently sent to customers in paper mailing bags but use vinyl stickers on them.</p> <p>Website: www.bellaandfrank.co.uk</p>	<p>Annual revenue: < USD10 million HQ location: United Kingdom Reporting time frame: December 2018 - August 2019 Volumes: Submitted to the Foundation only</p>
<p>Elimination progress</p>	
<ul style="list-style-type: none"> In Q2 of 2019, We have sourced effective paper and cardboard alternatives so that it is entirely possible not to use plastic at all in our e-commerce and direct-to-consumer systems. We are currently auditing each stage of production and packaging to identify every part where plastic is used. This will allow us to structurally approach each producer and supplier with a clear map and solution for alternatives. 	<p>Materials or packaging types eliminated or targeted for elimination:</p> <p>Carbon black - Plans to eliminate by 2022 PVC - Plans to eliminate by 2022 PVDC - Plans to eliminate by 2022</p>
<p>Reuse progress</p>	
<ul style="list-style-type: none"> We made a single, large purchase of 4.02 tonnes of high grade, resealable plastic bags (Polyphenylene Ether-PPE). The material is highly durable and resistant so that the need for replacement is minimalised. The materials are recyclable and reusable. Since the launch of the brand, our logistics company and manufacturers are fully aware of are aims and objectives and remove all single use plastics from the packaging process for our products (from manufacturer to storage and storage to retailers/distributors/customers). We have actualised a functioning process for ensuring that only our branded reusable/recyclable PPE plastic bags are used for storage and transport of our products. We ensure this by visiting the logistics base/storage unit at the time of delivery of our products each new season. So far, this has allowed us to entirely replace all plastics (single-use) with a reuse model for all packaging between suppliers, storage and distributors, accounting for about 70% of the total plastic consumption of the company. 	<ul style="list-style-type: none"> <input checked="" type="checkbox"/> Portfolio analysis for opportunities completed <input checked="" type="checkbox"/> Piloting of reuse delivery models in progress <input checked="" type="checkbox"/> Reuse delivery models in place for a significant proportion of products or packaging

100% reusable, recyclable or compostable progress

- We made a single, large purchase of high grade, resealable plastic bags (Polyphenylene Ether-PPE). The material is highly durable and resistant so that the need for replacement is minimised. The materials are recyclable and reusable.
- Since the launch of the brand, our logistics company and manufacturers are fully aware of our aims and objectives and remove all single use plastics from the packaging process for our products (from manufacturer to storage and storage to retailers/distributors/customers). We have actualised a functioning process for ensuring that only our branded reusable/recyclable PPE plastic bags are used for storage and transport of our products. We ensure this by visiting the logistics base/storage unit at the time of delivery of our products each new season.
- Additionally, as our company grows and the demand for more plastics in our current reuse models increase, our plan is to replenish stock with compostable and easily biodegradable options. We are already in conversation with companies like PolyAir and TipaCorp and are working on solutions that allow us to meet their MOQs (such as splitting with other small businesses)
- We are researching alternatives to vinyl stickers for our e-commerce packaging (mailing bags)- preferably compostable/environmental ink options.

Recycled content

Latest year (2025 target): Not reported (100%)

This is because we are currently interested in closed loop materials and as most plastic packaging options are not currently infinitely recyclable, we are only considering easily biodegradable or compostable options with low risk of toxins and pollution.

<p>Delphis Eco</p>	<p><i>Joined the Global Commitment: 10/18</i></p>
<p>Delphis is the leading manufacture of UK-made eco cleaning chemicals. Our 100% UK-sourced PCR bottles are an industry first. In addition, with DEFRA EU Ecolabel, plant-based, biodegradable chemicals, we work to prove cleaning products can be both tough on stains and kind to the planet and health.</p> <p>Website: https://delphiseco.com</p>	<p>Annual revenue: < USD10 million HQ location: United Kingdom Reporting time frame: August 2018 - August 2019 Volumes: Submitted to the Foundation only</p>
<p>Elimination progress</p>	
<p>After 6 years of trial and research, last year, we pioneered the first 100% Post Consumer Recycled (PCR) plastic bottles from 100% UK milk bottles. As we remove plastic from the UK waste stream, we divert it away from potential landfill, incineration, overseas shipping, or even from ending up in the ocean. Our recycled plastic uses less water and resources, making the carbon footprint of our products 70% less than the virgin plastic alternatives.</p> <p>Mindful circular product design: We aim to create a circular economy without unnecessary waste. Our founder, Mark Jankovich, took great care in researching every aspect of our packaging to choose the most sustainable options and most widely recyclable. None of our bottles have additional dye or colouring - this is because natural-coloured plastic is the most widely recycled plastic in the UK. In addition, our triggers do not contain a metal spring which can complicate recycling. We also make sure our labels are easily removable to make separation for recycling easier.</p> <p>Our easy-to-unstick labels decrease degrading of plastic quality during the recycling process as they allow the purer PCR plastic bottles to be re-recycled individually without contamination from the label material.</p> <p>We also believe it to be a responsibility of ours to continue raising awareness on circular ideals within our community. We incorporate discussion on sustainability and plastic use into customer training (COSHH) of our catering and cleaning contracts.</p>	<p>Materials or packaging types eliminated or targeted for elimination:</p> <p>The report submitted indicated that none of the provided commonly identified problematic packaging materials or types was part of the portfolio.</p>
<p>Reuse progress</p>	
<p>In addition to using UK-sourced PCR, we look to further decrease our plastic production by tending towards working with our customers under reuse models. We offer our core (most-used products) either in concentrated 5L drums or in 5L and 20L bulk drums which customers can then dilute or decant accordingly into the appropriate provided 700ml reusable refill bottles. Just one 5L concentrated drum can be diluted into 166 700ml reusable bottles. This allows customers to do the same amount of cleaning without using hundreds of 700ml Ready-to-use bottles. Having sold 32,000 5L concentrated drums in the past year, we have displaced the purchase and use of circa 5 million 700ml ready-to-use bottles with reusable bottles instead. Whilst the 5L drum concentrated bottles are still currently only recycled and not reused, we manage a plastic saving due to the decrease in consumption of 700ml Ready-to-use 700ml Bottles. Our next steps in the pipeline include increasing the products we sell in concentrate, creating refill stations for our retail products as well as the creation of 'Triggers for Life'.</p>	<p><input checked="" type="checkbox"/> Reuse delivery models in place for a small proportion of products or packaging</p>

100% reusable, recyclable or compostable progress

After 6 years of trial and research, last year, we pioneered the first 100% Post Consumer Recycled (PCR) plastic bottles from 100% UK milk bottles. As we remove plastic from the UK waste stream, we divert it away from potential landfill, incineration, overseas shipping, or even from ending up in the ocean.

Our founder, Mark Jankovich, took great care in researching every aspect of our packaging to choose the most sustainable options and most widely recyclable. None of our bottles have additional dye or colouring - this is because natural-coloured plastic is the most widely recycled plastic in the UK. In addition, our triggers do not contain a metal spring which can complicate recycling. We also make sure our labels are easily removable to make separation for recycling easier.

Our labels are 100% compostable, made with plant-based ink.

All our triggers (made without a metal spring) and bottle lids are 100% recyclable.

All our plastic packaging is made from recycled plastic and made to be recyclable.

Recycled content

Latest year (2025 target): 100% (100%)

We have already achieved 100% UK-sourced Post Consumer Recycled Plastic in our packaging. We buy UK-milk bottles from VEOLIA (the waste management company), melt them down and re-blow them into our bottles.

Disclaimer: our 100% UK PCR Packaging status is based on our definition of packaging as being the bottle, drum or vestibule used to hold and transport the chemicals, not including the equipment/ instrument or trigger used to decant, dilute or apply the chemicals.

Optional commitments

Eliminated virgin plastic from portfolio. Eliminated unnecessary plastic packaging and will continue in the future to evaluate our portfolio and eliminate problematic and unnecessary plastic packaging.

Already moving toward reuse models by making our plastic packaging is 100% recyclable and selling in concentrate to decrease PCR plastic wastage. Will continue to evaluate our portfolio and move from single use to reuse models where relevant by increasing the number of accounts we sell concentrate to.

100% of plastic packaging to be reusable, recyclable, or compostable by 2025: achieved this across our entire portfolio in October 2018. We are delighted and very proud to be the 1st UK company to have developed a 100% post consumer recycled plastic bottle. We are now 100% single use plastic free across our entire cleaning product range.

<p>Earthwise Group Ltd</p>	<p><i>Joined the Global Commitment: 10/18</i></p>
<p>Earthwise has been an eco-friendly pioneer for over 50 years, and one of New Zealand's most trusted environmental brands. Operating within 8 grocery categories (including cleaning, personal care, skincare) and sold globally. Packaged mainly in plastic bottles/tubes & cardboard boxes. Made in NZ.</p> <p>Website: www.earthwise.co.nz, www.glowlab.co.nz</p>	<p>Annual revenue: USD10 million - USD1 billion</p> <p>HQ location: New Zealand</p> <p>Reporting time frame: August 2018 - July 2019</p> <p>Volumes: Not reported</p>
<p>Elimination progress</p>	
<p>To date:</p> <ul style="list-style-type: none"> • Mid-2018 - collaborated with ALTO (local packaging supplier) to reduce the use of virgin plastic in our bottles, including numerous testing rounds at various % of post-consumer plastic content. This led to a fundamental re-design to achieve acceptable bottle stability for our Earthwise household cleaning PET bottles and Glow Lab amber PET bottles. • October 2018 - launched first rPET bottles made with 75% recycled plastic across our 1L laundry liquid range. • By Dec 2018 - Glow Lab personal care, haircare and selected skincare amber PET bottles moved to rPET 100% recycled plastic, sourced from water & juice bottles. • January 2019 removed the plastic bag from our Laundry Powder packaging after significant investment & testing. <p>Earthwise Group Ltd has moved the largest range of Grocery household cleaning products, to locally manufactured bottles using a minimum of 75% recycled plastic. Since October 2018, we have reused and diverted approximately 132 tonnes of plastic from landfill (estimated to reach 200 tonnes by end of 2019)*.</p> <p>*Source: ALTO Packaging Ltd, changeover from virgin material to Rhdpe / rPET materials</p> <p>Eliminating Plastic Packaging (based on sku count %):</p> <ul style="list-style-type: none"> • Earthwise Cleaning: 96% of skus now bottles made from 75% recycled plastic (rPET) or had the plastic bag removed from the Laundry Powder packaging. • Earthwise Nourish: 0% of skus have moved to rHDPE • Glow Lab: 43% of skus have moved to bottles made from 100% recycled plastic (rPET). 	<p>Materials or packaging types eliminated or targeted for elimination:</p> <p>Carbon black – Plans to eliminate after 2025</p> <p>Single-use plastic bags – Plans to eliminate by 2021</p>
<p>Reuse progress</p>	
<p>We currently do not have a refillery facility as part of our organisation.</p>	<p><input checked="" type="checkbox"/> Yet to commence reuse opportunity identification process</p>

100% reusable, recyclable or compostable progress

Mid-2018 - collaborated with ALTO to reduce the use of virgin plastic in our bottles. Numerous testing and a fundamental re-design to achieve suitable bottle stability.

- October 18 - launched first rPET bottles made with 75% recycled plastic across our 1L laundry liquid range.
- Dec 18 - Glow Lab personal care, haircare and selected skincare amber PET bottles moved to rPET 100% recycled plastic, sourced from water & juice bottles.
- January 19 - removed plastic bag from Laundry Powder - significant investment & testing.

Earthwise Group Ltd has moved the largest range of Grocery household cleaning products, to locally manufactured bottles using a minimum of 75% recycled plastic. Since October 2018, we have reused and diverted approximately 132 tonnes of plastic from landfill (estimated to reach 200 tonnes by end of 2019)*.

*Source: ALTO Packaging Ltd, changeover from virgin material to RHPDE / rPET materials

- Earthwise Cleaning: 96% of skus moved to bottles made from 75% recycled plastic (rPET) or had the plastic bag removed from the Laundry Powder packaging.
- Glow Lab: 43% of skus have moved to bottles made from 100% recycled plastic (rPET).

Future:

- End 2020 - all household cleaning bottles to be made from at least 75% recycled plastic.
- End 2020 - Earthwise Nourish personal care bottles made from 100% rHDPE
- End 2020 - Earthwise Dish Tabs: move to biodegradable plastic bag (in testing)
- By 2025 - all component packaging & Glow Lab to recycled content

Recycled content

Latest year (2025 target): 38% (50%)

Our ambition is to have 100 percent of our packaging recyclable, reusable or compostable by 2025 or earlier.

Achievements and future plans as per our answers given above.

<p>Ecostore</p>	<p><i>Joined the Global Commitment: 10/18</i></p>
<p>Ecostore provides personal care and cleaning products that are safer for our world. Website: www.ecostore.com</p>	<p>Annual revenue: < USD10 million HQ location: New Zealand Reporting time frame: April 2019 – August 2019 Volumes: Submitted to the Foundation only</p>
<p>Elimination progress</p>	
<ul style="list-style-type: none"> Removal of the Sugarcane HDPE scoop from all our laundry products should be complete by the end of 2019. We are currently working through committed packaging which refers to the scoop in copy. This equates to an overall reduction of approx. 4.8 metric tonnes of sugarcane HDPE. Removal of the sugarcane HDPE insert from all our laundry products. Currently we are in the cap design phase and plan on having the new caps in market by 2020. This equates to an overall reduction of approx. 11.0 metric tonnes of sugarcane HDPE. Bottle weight reductions. There are a number of bottles across our range where we are reengineering and reducing bottles weights. These weight reductions will filter through in the next 3 months as we introduce the new bottle shapes. This equates to an overall reduction of approx. 34.0 metric tonnes of sugarcane HDPE. 	<p>Materials or packaging types eliminated or targeted for elimination:</p> <p>Carbon black – already eliminated PVC - already eliminated PVDC - already eliminated PS – plans to eliminate by 2021 ePS - already eliminated Single-use plastic bags - already eliminated</p>
<p>Reuse progress</p>	
<ul style="list-style-type: none"> New Laundry liquid Caps. With the redesign of the Laundry liquid caps we are engineers so we can incorporate a Post consumer regrind content into these caps. The plan is to separate out the polypropylene caps from the returned bottles and have these caps reprocessed and incorporated into the Laundry liquid caps. This is still very much in its infancy. However, we are focusing most of our efforts on investing in sugar plastic which captures carbon from the atmosphere. Have 2 new refill stations set to launch in the next quarter. We currently have 60 across NZ. Last year in 2018 saved 276,466 500ml bottles and 138,232.8 1L bottles through our refill stations with 140% growth of refill station locations planned for 2019-2021 period 	<p><input checked="" type="checkbox"/> Piloting of reuse delivery models in progress</p>

100% reusable, recyclable or compostable progress

Reusable: See above

Recyclable

- Sugar plastic bottles = 100% recyclable in saleable global systems with movements to increase to 100% sugar plastic by 2025
- 10%
- Set up a packaging return scheme where plastic packaging will be returned & reused as recycled content volume to be collected to grow year on year. Ten trial collection points in community for pilot year (2019), 99 projected for 2020, 132 projected for 2021 and in 2022. Equating to 18,000 bottles recycled by us (2019), 178,542 in (2020), 238,032 bottles in 2021 and 2022.

Compostable = n/a

Recycled content

Latest year (2025 target): 2.18% (5%)

Plastic Packaging Total Volumes: Current Material Mix. Material: Total weight (kgs) %

Sugarcane HDPE 416,408 77.01%

HDPE 33,025 6.11%

Post-Consumer Recycle 11,762 2.18%

Polypropylene 71,450 13.21%

Aluminium Barrier Laminate Tubes 7,236 1.34%

Other Plastics (code 7) 857 0.16%

Total: 540,738

Including Bottle Weight Reductions. Material: Total weight (kgs) %

Sugarcane HDPE 368,328 75.02%

HDPE 33,025 6.73%

Post-Consumer Recycle 10,052 2.05%

Polypropylene 71,450 14.55%

Aluminium Barrier Laminate Tubes 7,236 1.47%

Other Plastics (code 7) 857 0.17%

Total: 490,948

Including Bottle Weight Reductions & Increased Post Consumer Regrind Ratio. Material: Total weight (kgs) %

Sugarcane HDPE 201,361 41.01%

HDPE 8,683 1.77%

Post-Consumer Recycle 201,361 41.01%

Polypropylene 71,450 14.55%

Aluminium Barrier Laminate Tubes 7,236 1.47%

Other Plastics (code 7) 857 0.17%

Total: 490,948

- Sugar plastic
- However we are increasing the amount of Post consumer regrind that we are putting into our products
- The aim is to get as much of our own sugar plastic back as possible such that both our sourcing and Post consumer regrind can be sugar plastic

Picked highest volume products to include Post consumer regrind

20 % Dish bottles (currently in progression for 2019)

10 % in laundry liquid

10% in Dish Powder

A small portion of Post consumer regrind is added to some bottles. There is a project underway where we are looking at utilizing a different new grade of sugarcane HDPE which will allow us to increase the Post consumer regrind content of all bottles. We are yet to receive this new grade. Once received we will need to undertake validation trials to confirm suitability for our applications. However, we are confident that we will be able to reach a Post consumer regrind content of 50% across our sugarcane HDPE bottle range. This will change approx. 167.0 metric tonnes from sugarcane HDPE to Post consumer regrind HDPE. This is assuming that the Post consumer regrind HDPE is readily available as a raw material.

GANNI	Joined the Global Commitment: 03/2019
<p>Danish fashion womenswear brand, creating ready to wear pieces. GANNI was founded in 2000 and is represented in more than 400 retailers as well as through 21 concept stores across Denmark, Norway and Sweden.</p> <p>Website: https://www.ganni.com</p>	<p>Annual revenue: USD10 million - USD1 billion</p> <p>HQ location: Denmark</p> <p>Reporting time frame: January 2018 - December 2018</p> <p>Volumes: 37 metric tonnes of plastic packaging used</p>
<p>Elimination progress</p>	
<p>In 2019, GANNI eliminated 6 different problematic and unnecessary plastic packaging types that account for 3.38% of all our plastic volume production and usage.</p> <p>We will also eliminate remaining unnecessary plastic packaging by 2021, 4 years earlier than the deadline set by the commitment.</p> <p>Plastic Polybag for prototype and sales samples delivered to CPH office from suppliers (1.05%) -removed Master polybags for sample shipping delivered to CPH office from suppliers (0.07%)- removed Sales Sample packaging - requested to pack together to avoid unnecessary plastic Plastic Document sleeve on top of outer packaging (0.41%) - removed Elimination of black plastic packaging (0.56%)- switched out for recycled plastic Spare button plastic bag inside clothing (1.29%)- switched to FSC certified paper bag</p>	<p>Materials or packaging types eliminated or targeted for elimination:</p> <p>Carbon black - Plans to eliminate by 2020</p> <p>Single-use plastic bags - Plans to eliminate by 2021</p>
<p>Reuse progress</p>	
<p>In February 2019, GANNI introduced reusable packaging solution Re-pack to European customers on GANNI.COM.As of August 2019, Re-pack accounts for 21% of EU online orders were shipped in a Re-pack. Other results include:</p> <p>2,178 Tco2 saved 363 kg of paper and plastic waste eliminated 74% of all Re-packs sent out have continued their lifecycle / 26% loss</p>	<p><input checked="" type="checkbox"/> Reuse delivery models in place for a significant proportion of products or packaging</p>

100% reusable, recyclable or compostable progress

In 2019, GANNI initiated 5 changes to plastic packaging that could not be eliminated.

Remaining plastic packaging that cannot be eliminated will be reusable or recyclable by 2021, 4 years earlier than the deadline set by the commitment.

E-commerce shipping bag changed to a post-consumer recycled & recyclable plastic bags (6.02%)

Retail carrier bags switched to biodegradable and compostable (16.22% share of plastics)

Black plastic bags (staff orders & wholesale packaging for smaller orders) (0.56% share of plastic) switched to recycled plastic bag

100% of the plastic packaging used is recyclable

Aiming to ensure that all the polybags that cannot be removed will be recyclable, compostable or reusable by 2021 (53.27% of all plastic packaging)

Recycled content

Latest year (2025 target): 6.56% (100%)

6.56% of post consumer recycled content of total plastic packaging volume. Our aim is to change this to a FSC Certified Recycled Paper by 2021.

<p>gDiapers</p>	<p><i>Joined the Global Commitment: 10/18</i></p>
<p>gDiapers is an eco-friendly baby diaper company. Website: gDiapers.com</p>	<p>Annual revenue: < USD10 million HQ location: United States Reporting time frame: January 2018 - December 2018 Volumes: Submitted to the Foundation only</p>
<p>Elimination progress</p>	
<p>We have been exploring ways to take our current PPE packaging and replace it with a hybrid using 50% plastic and 50% biofilms.</p>	<p>Materials or packaging types eliminated or targeted for elimination: The report submitted indicated that none of the provided commonly identified problematic packaging materials or types was part of the portfolio.</p>
<p>Reuse progress</p>	
<p>We have developed a new nappy with a bio-based chassis and a reusable wrap. The wrap is reusable / washable. The product is patent pending and being successfully tested in Australia. We will be ready to launch in 2020. Our current Cloth Nappies and Hybrid nappies both incorporate reusable elements and have done so since 2005.</p>	<p><input checked="" type="checkbox"/> Reuse delivery models in place for a significant proportion of products or packaging</p>
<p>100% reusable, recyclable or compostable progress</p>	
<p>We have been testing a number of compostable alternatives to PPE but none have delivered the required tensile strength.</p>	
<p>Recycled content Latest year (2025 target): 0 (50%)</p>	
<p>We have been unable to make any progress on this front.</p>	

<p>innocent drinks</p>	<p><i>Joined the Global Commitment: 10/18</i></p>
<p>We make completely natural juices and smoothies, made from fruit & veg (plus a few other natural ingredients like nuts and seeds). Our mission is to help people live well and die old.</p> <p>Website: https://www.innocentdrinks.co.uk</p>	<p>Annual revenue: USD10 million - USD1 billion HQ location: United Kingdom Reporting time frame: August 2018 - July 2019 Volumes: 15,338.7 metric tonnes of plastic packaging used</p>
<p>Elimination progress</p>	
<ul style="list-style-type: none"> • Plastic straws on our kids drinks range: We have been working with our supplier to develop a paper straw and hope to trial a solution in 2020. • Carbon black plastic packaging: Black packaging can be problematic for sorting systems if they go into the system as a loose item however the recommendation for caps is that they are put back on the bottle before they go into the recycling. In addition caps are generally too small to be sorted alone, so being placed on the bottle ensures they are captured. • The bottle (with the cap on) would be detected as PET and sent to the bottle recycling stream. Our caps are made from HDPE and do not inhibit the PET bottle recycling as they are easily separated from the PET via this method. For this reason we are focusing on other areas of recyclability ahead of black plastic. 	<p>Materials or packaging types eliminated or targeted for elimination:</p> <p>Carbon black - No plans to eliminate</p> <p>Single-use plastic straws - Plans to eliminate by 2021</p>
<p>Reuse progress</p>	
<p>Our products are 100% fruit based with no preservatives therefore the lowest carbon way (avoiding wastage) to get them to our drinkers is via rPET/PET bottles. We are of course, however, investigating reuse models to see whether there could be a way to do so without a negative impact to our carbon footprint.</p> <p>At the moment we have a live project to scope this out and will have more of an update in 2020. NB: we had a scoping project in 2018 which was unsuccessful but we are trying again.</p>	<p><input checked="" type="checkbox"/> Portfolio analysis for opportunities completed</p>

100% reusable, recyclable or compostable progress

The majority of our primary packaging is PET bottles which are a widely recyclable packaging format. There are however three areas which need attention:

- 1) the adhesives on our labels, we want to ensure they meet best practice guidelines for recycling facilities across Europe. We are part way through a project to trial new adhesives and build a programme of work to move to the best possible adhesives we can.
- 2) Straws on our kids tetrapaks. These are technically recyclable but in practice actual recycling rates are poor so we are planning to move to a paper straw by 2021.
- 3) We use plastic sleeves on two of our product ranges. We currently use PET sleeves which cannot be easily separated from the bottle PET as they are of a similar density. We have started trials on moving to an improved material and are aiming to move to new materials in 2020.

Percentage (by weight) of total plastic packaging volume, which is

Reusable, recyclable or compostable: 98.6%

Reusable: 0%

Recyclable: 98.6%

Compostable: 0%

Recycled content

Latest year (2025 target): 27 (50%)

We aim to have 50% recycled content in every bottle by 2022 and are making great progress towards that.

Our entire smoothie range is already in 50% rPET + 15% Plant sources. Our juice on the go range (smaller formats: 330ml and 750ml) are now in 50%, as are our new Refreshers range. We are part way through trialling our larger juice formats in 50% rPET and hope to transition those early 2020. Remaining ranges will transition in 2020/2021.

We are investigating two materials to accompany the standard mechanical rPET in our bottles in order for one range (minimum) to be able to transition to a sustainable 100% renewable material by 2022.

<p>Internet Fusion Group</p>	<p><i>Joined the Global Commitment: 10/18</i></p>
<p>Internet Fusion is a global e-commerce niche retailer with a rich mix of technology, creativity and innovation with sustainability at its very core</p> <p>Website: https://internetfusion.co.uk/</p>	<p>Annual revenue: USD10 million - USD1 billion</p> <p>HQ location: United Kingdom</p> <p>Reporting time frame: January 2018 - December 2018</p> <p>Volumes: 10.9 metric tonnes of plastic packaging used</p>
<p>Elimination progress</p>	
<p>In 2015 we eliminated 74% of the plastic from our our own packaging</p> <p>In 2017 our packaging was 91% plastic free</p> <p>In 2018 our packaging was 95% plastic free</p> <p>In 2018 we set limits on the plastic our 800 brands could send us</p> <p>In 2019 we have removed further plastic packaging items - and will make final calculation at the end of the calendar year</p>	<p>Materials or packaging types eliminated or targeted for elimination:</p> <p>Carbon black - Already eliminated</p> <p>PVC - Already eliminated</p> <p>PVDC - Already eliminated</p> <p>PS - Already eliminated</p> <p>ePS - Already eliminated</p> <p>Single-use plastic bags - Already eliminated</p>
<p>Reuse progress</p>	
<p>We continue to look into the feasibility of using the Repack system</p>	<p><input checked="" type="checkbox"/> Yet to commence reuse opportunity identification process</p>
<p>100% reusable, recyclable or compostable progress</p>	
<p>We are targeting elimination of all plastic packaging by the end of 2019 for our own outbound packaging.</p> <p>We have set out stipulations for the 800 brands that supply us to only provide recyclable and biodegradable delivery packaging by Sep 2019.</p> <p>We are working closely with the brands on various projects to eliminate or remove and recycle individual item plastic packaging, this is ongoing.</p>	
<p>Recycled content Latest year (2025 target): 46% (Not reported)</p>	
<p>We are eliminating plastic from our own outbound packaging.</p>	

<p>IWC Schaffhausen</p>	<p><i>Joined the Global Commitment: 01/19</i></p>
<p>IWC Schaffhausen is a luxury watchmaker based in Schaffhausen, Switzerland. Website: www.iwc.com</p>	<p>Annual revenue: Not reported HQ location: Switzerland Reporting time frame: April 2018 - March 2019 Volumes: Submitted to the Foundation only</p>
<p>Elimination progress</p>	
<p>Watch boxes: designed to be kept. In April, 2019, we introduced new watch boxes that use 90% less plastic annually than the previous boxes, and contain a higher percentage of recycled plastic. The new watch boxes have been designed to be significantly smaller, and can be left in the Boutique if customers prefer to have no watch box. We aim to use 100% recycled plastic in these new boxes by 2021, in the box core. The box lining is a synthetic fabric that could be replaced by a more sustainable material, and we will look into options for this in 2020. These boxes are intended to be kept long term, they are not disposable or unnecessary packaging. Boxes can be purchased without a watch, as a product in their own right.</p> <p>Protective wrap: alternative being sought In June, 2019, we began working with Aquapak Polymers Ltd. to see if they could offer an alternative to the current disposable plastic protective packaging that is put on the face, back, and clasps of the watches. This work is ongoing. The protective wrap is necessary and can't be eliminated, but we are hopeful an alternative to fossil fuel plastic can be found.</p> <p>Plastic in Operations: alternatives being sought Although this is not packaging we produce, and it never reaches our customers, we extensively use plastic "blister packs" to transport watch straps. We are expecting to receive samples of compostable plastic "blister packs" in September 2019, and will test these to see if they meet our quality standards.</p>	<p>Materials or packaging types eliminated or targeted for elimination: PS - No plans to eliminate</p>
<p>Reuse progress</p>	
<p>Since April 2019, our watch boxes are intended to be used long term, as our watches are designed to last forever. Essentially, we have changed our packaging concept to ensure the watch box is also regarded as a product in its own right. Our watch wrap is not suitable for reuse, so alternative materials are being sought.</p>	<p><input checked="" type="checkbox"/> Yet to commence reuse opportunity identification process</p>

100% reusable, recyclable or compostable progress

Protective wrap: alternative being sought

In June, 2019, we began working with Aquapak Polymers Ltd. to see if they could offer an alternative to the current disposable plastic protective packaging that is put on the face, back, and clasps of the watches. This work is ongoing. The protective wrap is necessary and can't be eliminated, but we are hopeful an alternative to fossil fuel plastic can be found.

Watch boxes: designed for long-term use

Our watch boxes are designed to be kept and used long-term. If a customer ever wants to re-sell a watch, the watch is more valuable with the box, which provides an additional incentive to keep the box.

We redesigned our watch boxes in 2018. When the boxes are next re-designed, we can factor in designing the boxes in such a way that any plastic content can be separated out for recycling.

Recycled content

Latest year (2025 target): 60% (100%)

Our recycled content target depends on our progress finding alternative materials, e.g. for the protective watch wrap, and box linings. We will attempt to assess if alternatives are better for the environment than recycled content (e.g., Aquapak plastic protective wrap; tencel box linings vs recycled polyester etc.)

Our target for increasing the percentage of recycled PS in the core of our boxes is 100%. In our new boxes, launched in April 2019, we currently have a 100% recycled PS core in 80% of the boxes. Our supplier of the remaining 20% of the boxes has committed to these being 100% recycled PS in 2020.

Until end March 2019, the percentage of recycled content in our (previous) boxes was approximately 60% (ABS plastic). This is the figure given in 8.2.

Optional commitments

Plastic in Operations: collected for recycling

We have implemented collection of all non-PET disposable plastic in our Manufacturing Center and Headquarters, for example of plastic packaging, using Sammelsack (<https://www.sammelsack.ch/home-de.html>), since May 2019. Collected plastic gets remade locally into plastic tubing. Note, this is not packaging that we produce.

Plastic in Marketing

We have asked our suppliers to reduce their plastic packaging of goods they send us, and are currently assessing volumes of plastic received so we can set defined targets for reduction of plastic by working with suppliers so they understand our approach to plastic reduction, as well as searching for alternatives. We expect to set targets in this area in 2020. Note, this is not packaging that we produce.

Meu Copo Eco	Joined the Global Commitment: 02/19
<p>We are Meu Copo Eco, a solution to eliminate the use of large-scale disposables cups. We provide reusable cups, goblets, cup coasters and straws that can be combined with reverse logistics services that we offer for events.</p> <p>Website: www.meucopoeco.com.br</p>	<p>Annual revenue: USD10 million - USD1 billion</p> <p>HQ location: Brazil</p> <p>Reporting time frame: March 2019 – August 2019</p> <p>Volumes: 0 metric tonnes of plastic packaging used</p>
Elimination progress	
<ul style="list-style-type: none"> • We are working to replace the difficult-to-recycle silicone rubber of one of our products to reuse neoprene, that is, neoprene that would be discarded; • We are working to structure a formal cup donation program for social institutions; • We are structuring a community-friendly sustainability talk program. 	<p>Materials or packaging types eliminated or targeted for elimination:</p> <p>Carbon black – Not reported</p> <p>PVC - Not reported</p> <p>PVDC - Not reported</p> <p>PS - Not reported</p> <p>ePS - Not reported</p> <p>Single-use plastic straws - Not reported</p> <p>Single-use plastic cutlery - Not reported</p> <p>Single-use plastic bags - Not reported</p>
Reuse progress	
<p>Increase of 12 official representatives to 20;</p> <ul style="list-style-type: none"> • We are hiring a new representative in Brazil <p>Increasing the number of branches from 1 to 4</p> <ul style="list-style-type: none"> • We extended our activities to Paraguay • We open a new branch in Brazil, now we have two branches. <p>Support of reverse logistics of cups with the main representatives of drinks of the country in order to eliminate disposables.</p> <ul style="list-style-type: none"> • We're looking for any partnership with the beverage market. 	<p><input checked="" type="checkbox"/> Reuse delivery models in place for a significant proportion of products or packaging</p>

100% reusable, recyclable or compostable progress

We are working to replace the difficult-to-recycle silicone rubber of one of our products to reuse neoprene, that is, neoprene that would be discarded.

Recycled content

Latest year (2025 target): 3% (25%)

We have a formal and continued recycling program since our foundation.

MYO Cosmetic Cases		<i>Joined the Global Commitment: 02/19</i>
<p>MYO Cosmetic Cases is an eco-conscious beauty brand with a mission to encourage a more eco-minded approach to makeup by creating a cosmetic case that is refillable, reusable, sanitize-able, recyclable / up-cyclable. Palm size, it can hold refill pan makeup plus liners, creams, powders and more.</p> <p>Website: www.myocosmeticcases.com</p>	<p>Annual revenue: < USD10 million</p> <p>HQ location: Canada</p> <p>Reporting time frame: January 2018 – January 2019</p> <p>Volumes: Submitted to the Foundation only</p>	
Elimination progress		
<ul style="list-style-type: none"> we have eliminated using a plastic bag we put our product in before shipping and now use a cotton bag we are exploring alternatives for our smaller single use plastic packaging 	<p>Materials or packaging types eliminated or targeted for elimination:</p> <p>Single-use plastic bags – plans to eliminate by 2019</p>	
Reuse progress		
<p>We signed the New Plastics Economy Global Commitment March 2019, our current product is designed based on the model of reuse (refill) at home. Through our 'take back program' where we offer consumers a discount on their next purchase when they return a product at end-of-life where we disassemble, wash, melt and turn it back into a new product/cosmetic case. We have received our first take back case August 2019.</p>	<p><input checked="" type="checkbox"/> Reuse delivery models in place for a significant proportion of products or packaging</p>	
100% reusable, recyclable or compostable progress		
<p>100% of Plastic Packaging to be reusable, recyclable, or compostable by 2025</p> <p>COMPOSTABLE - In August 2019 we tested a new compostable material, sawmill output/waste, to replace our current plastic material. This version of the material did not work however we are continuing to working with the material supplier to find a version that will.</p> <p>REUSABLE - we are updating our website to better communicate and amplify the re-usable (refill at home) aspect of our cosmetic case</p> <p>RECYCLABLE - also better communicating about our take back program encouraging customers to support and utilize it at end of product life (we designed our product to last and have only learned of 1 of 3000 that has broken and we exchanged it)</p>		
Recycled content		Latest year (2025 target): 25% (25%)
<ul style="list-style-type: none"> we have tested alternative materials we have replaced our clear plastic bags with cotton bags we have asked our suppliers not to package products in individual plastic bags to find alternatives to packaging for shipping reached out to another New Plastics Economy Global Commitment packaging company to partner with 		

<p>Nature's Path Foods</p>	<p><i>Joined the Global Commitment: 05/19</i></p>
<p>Nature's Path Foods, Inc. is a family-run, fiercely independent, and sustainably-driven, organic breakfast and snack food company that believes in always leaving the earth better than we found it.</p> <p>Website: https://www.naturespath.com/en-ca/</p>	<p>Annual revenue: USD10 million - USD1 billion</p> <p>HQ location: Canada</p> <p>Reporting time frame: January 2018 – December 2018</p> <p>Volumes: Submitted to the Foundation only</p>
<p>Elimination progress</p>	
<p>Nature's Path is deeply rooted in its commitment to sustainability including always working to improve and reduce its packing footprint, such as: launching larger "ecopac" bags with 66% less packaging (1993); selling in bulk (2002); reducing box packaging by 10% (2004); moving to 100% post-consumer packaging and vegetable-based inks (2008); and, reducing granola box packaging by 102% (2010). Some other projects from 2017-2018 are:</p> <ul style="list-style-type: none"> • We standardized our slip sheets - the paper sheet that covers the top of the pallet. Rather than purchase a variety of sizes, some of which are too large to cover the pallet, we can bulk order one slip sheet size that fits our pallets and save paper • We reduced the size of our cases, required less packaging for our Love Crunch Granola. This helped reduce our case packaging by eight per cent • Our Que Pasa Tortilla Chips pallet optimization project, helped increase the number of cases we pack onto each pallet from 30 cases to 35 cases. This project increased our pallet efficiency by 16.67 per cent, reducing the number of truck loads, providing cost savings, and reducing our carbon emissions by 20 metric tonnes (equivalent to 2,194 gallons of gasoline consumed) • Peel film, the plastic that goes into our bags, is now sourced in the Mid-west. This reduces the lead time from three days to one day, saving 2,000 miles of transport for each order of film 	<p>Materials or packaging types eliminated or targeted for elimination:</p> <p>The report submitted indicated that none of the provided commonly identified problematic packaging materials or types was part of the portfolio.</p>
<p>Reuse progress</p>	
<p>Nature's Path is proud to be part of the Loop initiative (TerraCycle), a first-of-its-kind shopping system. The project conversations started in late 2018. We will report more progress in our next report.</p> <p>In 2019, we've taken action to design durable packaging that can be collected, cleaned, refilled and reused in an effort to decrease our environmental impact.</p> <p>We are also planning to expand our bulk portfolio to provide zero-waste grocery stores and food services with more product options. We're looking for any partnership with the beverage market.</p>	<p><input checked="" type="checkbox"/> Portfolio analysis for reuse opportunities complete</p>

100% reusable, recyclable or compostable progress

To address our current packaging gaps and evaluate zero waste opportunities in flexible packaging, Nature's Path conducted:

- 1) A complete a sustainability assessment of the current stand up pouch (SUP) packaging, and investigate whether viable flexible packaging alternatives exist for the end-of-life pathways of composting and recycling.
- 2) An assessment of potential long-term research and development partners within industry or academia working on stand up pouch packaging for any of these disposal pathways.
- 3) Training material for Nature's Path team members on sustainability in packaging, particularly around the flexible films and the SUP format.

We're proud that already, 97% of all of our packaging by weight is recyclable "" but we know we can do better, and we want to do better for people and the planet.

Recycled content

Latest year (2025 target): 0 (10%)

We're currently having conversations with our packaging partners to test more suitable material options that are able to keep our food fresh over the course of its shelf-life, and are aligned with food safety, organic and compliance standards

Optional commitments

Implement a zero-waste and circular end-of-life approach to sustainable packaging and marketing materials from non-GMO sources when applicable

<p>New Zealand King Salmon Company Ltd</p>	<p><i>Joined the Global Commitment: 10/18</i></p>
<p>New Zealand King Salmon is a vertically integrated salmon company producing salmon in semi rigid and flexible packaging for both retail and export markets as well as whole chilled and frozen salmon shipped in cardboard cartons and expanded polystyrene bins.</p> <p>Website: www.kingsalmon.co.nz</p>	<p>Annual revenue: USD10 million - USD1 billion</p> <p>HQ location: New Zealand</p> <p>Reporting time frame: January 2018 - December 2018</p> <p>Volumes: 100 metric tonnes of plastic packaging used</p>
<p>Elimination progress</p>	
<p>In October 2019 we will change from expanded polystyrene bins to cardboard cartons for the delivery of our packaged salmon products to Woolworths stores in NZ. This will eliminate 22,800kg of polystyrene from the environment per year. We still have polystyrene remaining in other areas of our business, such as export and we will continue working on solutions to eliminate this by 2021.</p> <p>In September 2019 we will change a tray that holds our salmon products from black polystyrene to clear APET (made from 20% post industrial waste), eliminating 372 kg of polystyrene from the environment per year.</p> <p>We have identified one of our packaging items that contains PVC. We are working with the supplier of this material to replace this with rPET. Trials will be completed by the end of 2019 and we will change over to a recycled material in 2020.</p>	<p>Materials or packaging types eliminated or targeted for elimination:</p> <p>Carbon black - Already eliminated</p> <p>PVC - Plans to eliminate by 2020</p> <p>PS - Plans to eliminate by 2019</p> <p>ePS - Plans to eliminate by 2021</p>
<p>Reuse progress</p>	
<p>There have been no reuse opportunities implemented this year (2019).</p> <p>Due to food safety concerns about the ready to eat nature of our salmon products, we have not come to any conclusion on a re-use model for our chilled salmon packaging.</p>	<p><input checked="" type="checkbox"/> Yet to commence reuse opportunity identification process</p>
<p>100% reusable, recyclable or compostable progress</p>	
<p>1. Compostable packaging: we have spent the last eight months trialling home compostable film with our fresh salmon products. We have tested material from two suppliers and run numerous shelf life tests as well as investigated the suitability of the material and suppliers. We have found a material that keeps our shelf life intact and are now going through further trials. We hope to change over some or all of our fresh salmon products into compostable films by August 2020.</p> <p>2. In July 2019, for our hot smoke portion products, we replaced our semi rigid high barrier mixed layer plastic with an APET-Plantic-PE high barrier semi rigid plastic. The new plastic has a 30% recycled APET content and the Plantic structure is made from corn starch. The Plantic layer adheres the APET and PE layer without the use of laminates. This material will replace 39,920kg of material made purely from petrochemicals (Based on packaging volume 2018)</p>	

Recycled content

Latest year (2025 target): 0 (25%)

1. In July 2019 we changed the semi rigid bottom web of our hotsmoke portions to a material that contains 30% recycled APET content. This equates to approx 12,000kg of recycled material or 12% of our entire food plastic packaging.
2. In September 2019 we are changing to an APET tray for holding our salmon nibbles. This contains 20% recycled APET content and equates to approx 74.4kg of recycled material or 0.07% of our entire food plastic packaging.

Progress report does not cover full scope of activities: We only report on packaging that is used to primarily pack our food products and secondarily ship our food products. Our harvest activities (fish feed bags) as well as our production activities to make the fish products (consumables such as latex gloves, liner bags & plastic aprons) are not included.

Ocean Remedy	<i>Joined the Global Commitment: 02/19</i>
<p>Ocean Remedy is a young swimwear brand, with aspirations of maximum sustainability. From the outset we chose to avoid and minimise single use plastic wherever possible in our supply chain. We never use single use plastic packaging, unless it is certified compostable in packaging to our customer.</p> <p>Website: www.ocean-remedy.com</p>	<p>Annual revenue: < USD10 million</p> <p>HQ location: Australia</p> <p>Reporting time frame: July 2018 – June 2019</p> <p>Volumes: Submitted to the Foundation only</p>
Elimination progress	
<ul style="list-style-type: none"> • In Q2 2018 we created natural fibre packaging bags for distribution of product from factory to warehouse to customer, removing single use LDPE pouches from our supply chain. • In Q4 2018 we implemented use of reusable water-proof bags to transport our product from factory to warehouse. • In Q4 2018 we revised the way we package our goods for e-commerce delivery, eliminating excess packaging, using only cardboard or compostable mailer bags. • In Q3 2018 we are researching natural fibre alternatives for inclusion in swimwear and activewear, to replace synthetic fibre use in product. 	<p>Materials or packaging types eliminated or targeted for elimination:</p> <p>Single-use plastic bags – Already eliminated</p>
Reuse progress	
<p>Given our foundational approach to plastic reduction initiatives in our supply chain, the greatest plastic burden within our organisation is in the product.</p> <ul style="list-style-type: none"> • In 2019 all product is synthetic. However, Ocean Remedy only utilises recycled synthetic textiles. • We encourage return of our product at the end of life to avoid landfill. • We have found reuse programs for our product to ensure it does not end its life cycle in landfill. Rather it can be recycled at the highest level possible. At this time, the opportunities for recycling synthetic stretch fabrics are limited (eg carpet underlay or sound proofing). However, our goal is a product of high value recyclability, ie the same product, or a product that is compostable by 2025. • We are researching product development to source biodegradable synthetic stretch fibres to blend with natural fibres to provide 50% compostable products by 2022. 	<ul style="list-style-type: none"> <input checked="" type="checkbox"/> Portfolio analysis for reuse opportunities complete <input checked="" type="checkbox"/> Piloting of reuse delivery models in progress

100% reusable, recyclable or compostable progress

- All mail bags used are 100% compostable.
- In retail situations paper carry bags are supplied if requested.
- There are areas within our supply chain that we find challenging to control plastic packaging. For example, textiles are received on a roll wrapped in LDPE, or our manufacturers occasionally send us samples in regular LDPE plastic pouches. In these cases, we capture the packaging and ensure it is placed in a recycling program.
- Adhesive tape on boxed deliveries is a target area that we aim to replace with a biodegradable option by 2021.

Recycled content

Latest year (2025 target): 0 (100%)

Having already minimised all plastic in packaging, our goal is to scale our supply chain packaging initiatives as our business grows. If the use of reusable natural fibre garment bags becomes unfeasible, then compostable options are considered an alternative.

Of importance for the apparel industry is synthetic fabric in product. Ocean Remedy only utilises recycled textiles.

However, of significant concern is the issue of microplastic pollution from laundering apparel. We actively research initiatives to reduce the burden of microplastic pollution from laundering, and educate the public. For this reason we aim to incorporate 50% of product as compostable/biodegradable by 2022.

<p>Pinguimom</p>	<p><i>Joined the Global Commitment: 04/19</i></p>
<p>Pinguimom was born from the importance of being able to enjoy children. For this reason, we have created innovative products to simplify the task of being parents, maintaining respect for the environment.</p> <p>Website: www.pinguimom.com</p>	<p>Annual revenue: < USD10 million</p> <p>HQ location: Chile</p> <p>Reporting time frame: May 2019 - August 2019</p> <p>Volumes: Submitted to the Foundation only</p>
<p>Elimination progress</p>	
<ul style="list-style-type: none"> • Our products are sold online, so we use 100% certified compostable courier bags made of corn starch to eliminate the circulating plastic in the secondary packaging. • 2 of 3 of our products come in box • 1 of our products are reusable baby food pouches, we give the alternative to reuse containers for homemade food and not necessarily buy containers with disposable packaging 	<p>Materials or packaging types eliminated or targeted for elimination:</p> <p>Carbon black - Not reported</p> <p>PVC - Not reported</p> <p>PVDC - Not reported</p> <p>PS - Plans to eliminate by 2021</p> <p>ePS - Not reported</p> <p>Single-use plastic straws - Not reported</p> <p>Single-use plastic cutlery - Not reported</p> <p>Single-use plastic bags - Not reported</p>
<p>Reuse progress</p>	
<p>When the second production of this product is made, we will replace the plastic bag that covers the product with a compostable bag or make a carton box.</p>	<p><input checked="" type="checkbox"/> Yet to commence reuse opportunity identification process</p>
<p>100% reusable, recyclable or compostable progress</p>	
<p>We already revised the way we package our goods for e-commerce delivery, eliminating unnecessary plastic courier bag. Saving 1.2 tonnes of plastic packaging per year.</p>	

Recycled content	Latest year (2025 target): 10% (95%)
Educate the consumer in packaging that is recyclable to separate it from garbage by specifying it on the packaging	
Optional commitments	
Each shipment made by electronic e-commerce will be made with 100% compostable bags made of corn starch. This is already being done	

<p>POSITIV.A</p>	<p><i>Joined the Global Commitment: 10/18</i></p>
<p>POSITIV.A is an environmentally friendly cleaning company that seeks to restore the balance between humanity and nature, based on the principles of circular economy. We include people in socially vulnerable conditions and small producers in our value chain. Positive impact is our core business.</p> <p>Website: https://positiva.eco.br</p>	<p>Annual revenue: < USD10 million</p> <p>HQ location: Brazil</p> <p>Reporting time frame: July 2018 - July 2019</p> <p>Volumes: 6 metric tonnes of plastic packaging used</p>
<p>Elimination progress</p>	
<p>As being a cleaning company, with mostly liquid products, it is a challenge to completely eliminate plastic. We seek daily for packaging solutions that can generate positive impacts, but there are still several barriers and challenges to be overcome in the Brazilian context. From regulatory issues that prevent packaging reuse or even bulk sales, to financial, technological and logistics issues.</p> <p>Currently, what we have been able to put in place to get around these issues is our ecological shipment. We eliminated all the plastic. The shipping package is in cardboard box, with gummed tape without plastic, and starting next month with a paper envelope for invoice. Every day we move a little further, bringing new solutions even to suppliers, and we recognize that our advances have evolved faster and faster.</p>	<p>Materials or packaging types eliminated or targeted for elimination:</p> <p>The report submitted indicated that none of the provided commonly identified problematic packaging materials or types was part of the portfolio.</p>
<p>Reuse progress</p>	
<p>We identified that no activity was undertaken that goes against the commitment to reduce the generation of plastic waste. We remain strict about not using or supporting the use of single-use plastics. We always work with concentrated products to reduce the use of packaging and waste generation, with formulations that favor local and abundant raw materials in Brazil, such as coconut and oranges. Packaging is developed considering quality, efficiency and least possible environmental impact generation.</p>	<ul style="list-style-type: none"> <input checked="" type="checkbox"/> Piloting of reuse delivery models in progress <input checked="" type="checkbox"/> Reuse delivery models in place for a small proportion of products or packaging

100% reusable, recyclable or compostable progress

Today, more than 50% of our plastic packaging is from recycled material, and 100% of packaging is recyclable.

Recycled content

Latest year (2025 target): 59% (100%)

It has not yet been possible to enable post-consumer recycled packaging for all products. It has not yet been possible to implement these projects, but we are moving on these developments.

<p>Preserve</p>	<p><i>Joined the Global Commitment: 10/18</i></p>
<p>Preserve is a leading sustainable consumer goods company and producer of stylish eco-friendly products including a full line of kitchen products, tableware, food service offerings, and personal care products, using 100% recycled plastic and plant-based compostable materials.</p> <p>Website: www.preserve.eco</p>	<p>Annual revenue: < USD10 million HQ location: United States Reporting time frame: January 2018 - December 2018 Volumes: Submitted to the Foundation only</p>
<p>Elimination progress</p>	
<p>In Q3 2019, we launched POPI, the Preserve Ocean Plastic Initiative. The packaging for these products is made from 100% recycled content paper packaging, avoiding 557lbs of plastic packaging in Q3 2019.</p>	<p>Materials or packaging types eliminated or targeted for elimination: Single-use plastic cutlery - No plans to eliminate</p>
<p>Reuse progress</p>	
<p>In Q2 2019, Preserve launched on the Loop platform by offering 10 tableware bundles as part of a pilot which can be rented on the Loop platform in New York City. Based on the success of the 10 initial bundles, in Q3 2019, we added an additional 100 tableware bundles to the Loop platform which are rented by users and returned to be rented again by other users.</p>	<p><input checked="" type="checkbox"/> Piloting of reuse delivery models in progress</p>
<p>100% reusable, recyclable or compostable progress</p>	
<p>We are testing the retail acceptance of toothbrush packaging made from paperboard or paper bags. If successful we could replace 9,300 lbs of unrecyclable plastic film by 2025.</p>	
<p>Recycled content Latest year (2025 target): 0 (90%)</p>	
<p>In Q3 2019, we launched POPI, the Preserve Ocean Plastic Initiative. The packaging for these products is made from 100% recycled content paper packaging. We are also currently assessing other potential paperboard toothbrush packaging options and will continue to assess other opportunities to use post-recycled content in our packaging.</p>	

PROQUIMIA, S.A.	<i>Joined the Global Commitment: 02/19</i>
<p>Manufacturer of chemical specialities for the Industrial & Institutional market (B2B): detergents, disinfectants, water treatment & surface treatment products. Products are sold in PE bottle/jerrycan (1-4-5-10-20-25-60-200L), IBC (1000L), PET bottle (0.75-1L) and flexible packages (bnb 0.8-1,5-10L)</p> <p>Website: www.proquimia.com</p>	<p>Annual revenue: USD10 million - USD1 billion</p> <p>HQ location: Spain</p> <p>Reporting time frame: January 2017 - December 2017</p> <p>Relevant qualitative data is also provided to show the progress made on the commitments up to the 1st quarter 2019</p> <p>Volumes: Submitted to the Foundation only</p>
Elimination progress	
<ul style="list-style-type: none"> Move from diluted products to concentrated products (short-term). <p>New concentrated products launched in the market during 2018 and Q2 2019 (ECOCONPACK system, CORE system).</p> <p>In 2018 we started developing new concentrated products for new applications (car wash & water treatment of cooling systems) that will be launched in the market during Q1 2020.</p> <ul style="list-style-type: none"> Move from rigid PE plastic packaging (bottles and jerrycans) to low-weight flexible plastic packaging (bag in box) (short-term). <p>New concentrated products launched in the market during 2018 and Q2 2019 (CONPACK ULTRA, CONPACK PLAC, CONPACK PLUS, CONPACK BAC, ECOCONPACK ANTICAL) - 75% reduction of plastic consumption (weight 10L jerrycan -450 g- vs weight 10L bag in box 110 g-).</p> <p>In 2018 we started developing new concentrated products in low-weight flexible packaging for new applications (car wash & water treatment of cooling systems) that will be launched in the market during Q1 2020.</p> <ul style="list-style-type: none"> During 2018 new concentrated products packaged in water soluble PVOH film for Household market (Private label: Laundry detergents, Automatic Dishwashing detergents and Floor Cleaners) were developed and launched in the market. Some of them with Ecolabel certification. Elimination of single use plastic carrier bags for internal uses. Total substitution during Q2 2018 for reusable cotton carrier bags (internal uses). 	<p>Materials or packaging types eliminated or targeted for elimination:</p> <p>Carbon black – Plans to eliminate by 2020</p> <p>Single-use plastic bags – Plans to eliminate by 2020</p>

Reuse progress

- Move products packaged in IBC 1000L from single use to deposit-return scheme.

During 2018 all the products sold in IBC 1000L were included in the deposit-return scheme. Calculation of the % of return achieved during 2018 is currently in progress.

- Increase the ratio of ready-to-use reusable packaging (trigger-spray bottles reusable) (short-term)

New concentrated products applied with reusable 1L trigger spray launched in the market during 2018 and Q2 2019 (CONPACK PLAC, CONPACK BAC, ECOCONPACK ANTICAL). The concentrated product is diluted to get a ready-to-use solution of the detergent that will be applied through a reusable 1L trigger spray bottles. With 1L of concentrated product we can refill the reusable 1L trigger spray about 50 times.

- Reuse delivery models in place for a significant proportion of products or packaging

100% reusable, recyclable or compostable progress

- Polyethylene (PE) bottles, jerrycans - mono-material -> improve recyclability

During 2019 we moved from paper labels to PP labels in PE jerrycans, in order to follow the design-for-recycling guidelines recommended for PE packaging.

- Flexible plastic packaging (bag in box) -> Eliminate barrier layers (move from multilayer-multicomponent PE-OPA-PET film to PE-PET Film) to improve recyclability.

During Q1 2019 we eliminated the OPA barrier layers of our flexible plastic packaging (10L and 1.5L), following the design-for-recycling guidelines established by the 2017 Ecolabel requirements for detergent products.

We plan to eliminate OPA barrier layer for 0.8L bag during 2020.

- Doypack for water soluble caps detergents (laundry, dishwashing and floor cleaners) -> Eliminate barrier layers to improve recyclability.

During Q1 2019 we moved the secondary packaging (doypack) of some detergent products in water soluble caps from multilayer-multicomponent PE-OPA/EVOH-PET film to PE monolayer recyclable Film (certified as recyclable according to EN 13430)..

- Doypack for water soluble caps detergents (laundry, dishwashing and floor cleaners) -> Move from doypacks based on multilayer-multicomponent PE-OPA/EVOH-PET film to compostable doypack.

During Q1 2019 we moved the secondary packaging (doypack) of some our range of detergent products in water soluble caps (brand FLOPP) from multilayer-multicomponent PE-OPA/EVOH-PET film to compostable doypack.

Recycled content

Latest year (2025 target): 0 (50%)

- PET bottles - > short term: use 50-100% PET post consumer recycled.

We plan to move from PET to rPET (post-consumer recycled) for all products packaged in 750 ml bottles (250.000 units/year) during Q3 2019, representing 10 tonnes/year.

- Polyethylene (PE) bottles, jerrycans "" short term: use 50-100% PE post consumer recycled for opaque packaging.

We plan to move from PE to rPE (post-consumer recycled) for all products packaged in 10L white jerrycans (250.000 units/year) during Q3 2019, representing 5 tonnes/year.

Samsøe Samsøe		<i>Joined the Global Commitment: 04/19</i>
<p>International fashion house focusing on contemporary clothes, footwear and accessories for men and women.</p> <p>Website: https://www.samsøe.com/en-da/home</p>		<p>Annual revenue: < USD10 million</p> <p>HQ location: Denmark</p> <p>Reporting time frame: May 2019 - August 2019</p> <p>Volumes: Submitted to the Foundation only</p>
Elimination progress		
<p>We are in the process of change the quality of our polybags to recycled plastic. We have folded all basic styles twice, so we have reduced the use of plastic with 50% for this program. We will also use this method for the rest of the collection. We have removed all plastic trim from our male shirts. Plastic collar and plastic straps.</p>		<p>Materials or packaging types eliminated or targeted for elimination:</p> <p>Single-use plastic bags - Plans to eliminate by 2020</p>
Reuse progress		
<p>We are in the process of change the quality of our polybags to recycled plastic. We have folded all basic styles twice, so we have reduced the use of plastic with 50% for this program. We will also use this method for the rest of the collection. We have removed all plastic trim from our male shirts. Plastic collar and plastic straps.</p>		<p>Portfolio analysis for reuse opportunities complete</p> <p><input checked="" type="checkbox"/> Portfolio analysis for opportunities completed</p>
100% reusable, recyclable or compostable progress		
<p>All polybags will be made of recycled plastic.</p>		
Recycled content		Latest year (2025 target): 24% (100%)
<p>We are in the process of change the quality of our polybags to recycled plastic. We have folded all basic styles twice, so we have reduced the use of plastic with 50% for this program. We will also use this method for the rest of the collection. We have removed all plastic trim from our male shirts. Plastic collar and plastic straps.</p>		

<p>SHAPES IN THE SAND</p>	<p><i>Joined the Global Commitment: 04/19</i></p>
<p>An Australian eco conscious swimwear label with a focus to protect the future of our planet through sustainably shaping swimwear. Each process involved in the creation of our collections is done with the environment in mind. This includes sourcing right through to distribution of our swimwear.</p> <p>Website: www.shapesinthesand.com.au</p>	<p>Annual revenue: < USD10 million</p> <p>HQ location: Australia</p> <p>Reporting time frame: June 2019 – August 2019</p> <p>Volumes: approx. 0 metric tonnes of plastic packaging used</p>
<p>Elimination progress</p>	
<p>Business to Customer</p> <p>At the beginning of Q2 2019 we looked over our packaging of swimwear for business to customer delivery from our online boutique. From our observations we found there were a couple of packaging products that we're still in use which contained plastic. This included our shipping sticker labels and express post tape that are a mandatory part of our online orders. We have now successfully replaced our shipping labels with comPOST labels and have begun using a courier service that does not require Express post tape of our delivery boxes. With this implementation we are successfully 100% plastic free with our business to customer orders.</p> <p>Supplier to Business (Shapes in the Sand)</p> <p>One of our major issues with plastic packaging has been receiving plastic satchels from our suppliers for manufacturing purposes and boxes covered in sticky tape which deems the box un recyclable.</p> <p>Moving forward the Australia Post X Terracycle scheme that we had originally signed up to has now changed and from August onwards we have begun using the REDcycle program allowing us to take used soft plastic satchels to drop off points to be recycled. We have also begun communicating with our suppliers about delivery options for packaging asking them if they are able to make a switch and send us supplies in alternative packaging to plastic. This will be something that will be monitored until we report next. So far we've seen a number of our suppliers choosing alternatives.</p>	<p>Materials or packaging types eliminated or targeted for elimination:</p> <p>The report submitted indicated that none of the provided commonly identified problematic packaging materials or types was part of the portfolio.</p>
<p>Reuse progress</p>	
<p>From 2018 onwards we began reusing remnants from our synthetic swimwear fabrications to create other items that include hair accessories such as head wraps and scrunchies. We have also previously used off cuts to create drawstring bags for orders. We are always looking for new items to create from our remnants with our zero waste approach. By using remnants from our collections we're continuing our journey to zero waste, meaning all fabrics we use within our collections are turned into something and we won't be creating waste for landfill.</p> <p>Shapes in the Sand swimwear products are made from ECONYL® Regenerated Nylon supporting a circular economy reusing items including nylon fishing nets and turning waste from landfill into yarn.</p>	<ul style="list-style-type: none"> <input checked="" type="checkbox"/> Portfolio analysis for reuse opportunities completed <input checked="" type="checkbox"/> Piloting of reuse delivery models completed <input checked="" type="checkbox"/> Reuse delivery models in place for a significant proportion of products or packaging

100% reusable, recyclable or compostable progress

As mentioned above, we have now successfully replaced our shipping labels with comPOST labels and have begun using a courier service that does not require Express post tape of our delivery boxes. With this implementation we are successfully 100% plastic free with our business to customer orders.

We will also continue to use our water soluble hygiene liners made from wood pulp for swimwear orders which are 100% compostable and dissolve in water.

Though we are using RedCYCLE for any unwanted supplier to business plastic packaging, our number one goal is to prevent the plastic packaging from coming to us in the first place. I believe we can influence our suppliers to use alternatives and we have noticed various suppliers making an effort to send in plastic free packaging. Most packaging we receive is reusable. Sticky tape is a big issue. Biodegradable tape is available as an alternative and this is one of the problems that makes the packaging not recyclable.

Recycled content

Latest year (2025 target): 90% (100%)

- a) Garment swing tags that are included in the packaging of our product are made from post consumer recycled cardboard.
- b) We will continue to use 100% post consumer cardboard boxes where necessary.
- c) 100% of marketing materials (postcards, stickers promotions material) used in the packaging of orders are made use post consumer recycled card.
- d) Tissue paper used for packaging is made from 100% post consumer recycled content.

Spinlock		<i>Joined the Global Commitment: 10/18</i>
<p>Spinlock is an independent and innovative company. Based in Cowes, UK, the 'Home of Yachting', Spinlock has over thirty years experience of designing and manufacturing equipment for water users and sailing boats, from dinghies up to the largest super yachts.</p> <p>Website: www.spinlock.co.uk</p>	<p>Annual revenue: < USD10 million</p> <p>HQ location: United Kingdom</p> <p>Reporting time frame: January 2018 – December 2018</p> <p>Volumes: Submitted to the Foundation only</p>	
Elimination progress		
<p>Undergoing review of usage, volume and cost, and investigating alternatives with trials in progress of alternatives.</p>	<p>Materials or packaging types eliminated or targeted for elimination:</p> <p>Single-use plastic bags – Plans to eliminate by 2021</p>	
Reuse progress		
<p>Describe the activities and progress you have made against your commitment to take action to move from single-use towards reuse models where relevant by 2025:</p> <ol style="list-style-type: none"> 1. Reviewed current use and cost and listed materials used 2. Contacted current suppliers to ask for alternatives where product not recycled, not recyclable or compostable 3. Trialled samples 4. Where samples ok made switch 5. Where samples not fit for purpose investigating other suppliers 6. Looking at design process and how can eliminate plastic packaging cleverly 	<ul style="list-style-type: none"> <input checked="" type="checkbox"/> Portfolio analysis for reuse opportunities completed <input checked="" type="checkbox"/> Piloting of reuse delivery models completed <input checked="" type="checkbox"/> Reuse delivery models in place for a small proportion of products or packaging 	
100% reusable, recyclable or compostable progress		
<p>Describe the activities and progress you have made against your commitment to ensure 100% of plastic packaging is reusable, recyclable, or compostable by 2025:</p> <p>Same as Reuse progress above.</p>		
Recycled content		Latest year (2025 target): 67% (50%)
<p>Gathered data for consumption, materials and quantity. Discussed alternatives with suppliers and switched where feasible (cost, strength, suitability)</p>		

<p>Stella McCartney</p>	<p><i>Joined the Global Commitment: 10/18</i></p>
<p>Stella McCartney is a luxury lifestyle brand that offers women's ready-to-wear, menswear, accessories and kidswear worldwide. The brand is committed to ethical values, and believes the company is responsible for the resources it uses and the impact it has on the people, animals and the planet.</p> <p>Website: https://www.stellamccartney.com/gb</p>	<p>Annual revenue: USD10 million - USD1 billion HQ location: United Kingdom Reporting time frame: January 2018 – December 2018 Volumes: Submitted to the Foundation only</p>
<p>Elimination progress</p>	
<p>At SMC we believe we have eliminated the vast majority of unnecessary plastics used within our supply chain. The main priority we are working on is finding circular solutions or eliminating all protective garment bags used for products when shipping.</p> <p>As a member of Fashion For Good, SMC joined the Plastics Workshop and has regularly participated in follow up meetings providing valuable feedback to find solutions to shared problems.</p> <p>SMC is currently exploring various options for circular solutions in Europe "" one is a pilot working with Fashion For Good to develop circular polybags and setting up the right collection infrastructure. The other is working directly with a third party in house. Both are currently being reviewed to understand their fit for purpose into SMC supply chain.</p> <p>Within Hong Kong and China, SMC has established a relationship with Lane Crawford to eliminate plastics going to landfill from our stores and wholesale. The pilot started in September 2018 and so far has stopped over 150kg of plastic going to landfill at the time of submission.</p> <p>We are reviewing paper/card alternatives for our hangers used in shipments to reduce our total consumption of plastics overall.</p>	<p>Materials or packaging types eliminated or targeted for elimination:</p> <p>PVC – Already eliminated</p> <p>PS – Plans to eliminate by 2021</p>
<p>Reuse progress</p>	
<p>Our priority is reducing the amount of plastic packaging used within our supply chain by exploring a different approach to shipment, structural changes in our logistics operations, or alternative materials, such as recycled card.</p> <p>We are currently exploring options through various pilot schemes to understand the feasibility and fit for Stella McCartney.</p> <p>Our stores reuse hangers and some garment bags when in good condition.</p>	<ul style="list-style-type: none"> <input checked="" type="checkbox"/> Portfolio analysis for reuse opportunities completed <input checked="" type="checkbox"/> Piloting of reuse delivery models completed <input checked="" type="checkbox"/> Reuse delivery models in place for a small proportion of products or packaging

100% reusable, recyclable or compostable progress

Recyclability of polybags: We are looking to collaborate on two pilot schemes within our current landscape to address our end usage and make up of garment bags, starting in Europe and producing 100% PCR content clear polybags. We are investigating the size of paper stickers and inks used, with a view to look into alternative solution to track the products through the supply chain and eliminate or reduce contamination problems.

Recyclability of hangers: We are working with Lane Crawford to collect hangers and polybags from our operations in Asia for recycling.

Reuse: We recommend our stores reuse hangers and garment bags where possible. If the condition is no longer viable to recycle the hanger and bags within the current recycling program in store.

Compostable packaging: In 2017 we partnered with TIPA compostable packaging for trialling industrial cast film packaging.

Recycled content

Latest year (2025 target): 0 (100%)

Our priority is the reduction and elimination of plastics, wherever possible. We are still figuring out what is feasible and if we can eliminate all plastics from our supply chain and ultimately want to reduce the amount of packaging needed for our products. We believe this is a better long-term solution.

However, we are looking into a couple of pilot options for polybags. Working with Fashion For Good and through a third party. Both options will be using recycled content with a view to make fully circular polybags.

We are investigating the size of paper stickers and inks used, with a view to look into alternative solution to track the products through the supply chain and eliminate or reduce contamination problems.

<p>The Bio-D Company Ltd</p>	<p><i>Joined the Global Commitment: 10/18</i></p>
<p>Bio-D are manufacturers of environmentally responsible cleaning products with the majority supplied in plastic packaging. We export to over 20 countries and are passionate about reducing our global impact by reducing plastic waste.</p> <p>Website: https://biodegradable.biz</p>	<p>Annual revenue: < USD10 million HQ location: United Kingdom Reporting time frame: January 2018 - December 2018 Volumes: Submitted to the Foundation only</p>
<p>Elimination progress</p>	
<p>January 2018 saw the introduction of using 1L and 750ml consumer size plastic bottles made from post-consumer waste. This was a big step forward in our journey to pursue more sustainable packaging options and eliminate unnecessary plastic.</p> <p>The post-consumer waste material is made from kerbside waste collections</p> <p>We were the first company in the UK to provide cleaning products in this type of packaging which can then be recycled at the end of its use, providing a continuous loop of recycling.</p> <p>Our 500ml trigger spray bottles were changed to the post-consumer waste in April 2018 and the toilet bottles were changed in September 2018.</p> <p>In December 2018 we launched the 5L containers in the post consumer waste.</p> <p>This leaves the 500ml hand wash bottles and the 15L & 25L refill options to change over. The powder products are also under review for better packaging solutions when available.</p> <p>We have increased our refill range by adding Lavender Washing Up Liquid and Glass & Mirror Cleaner to our 5L options. This enables customers to buy in bulk and refill the consumer size bottles, reducing plastic waste. This leaves only one liquid product that is not available in a refill size.</p> <p>We have also spent 6 months creating a new range of soap bars and shampoo bars for an Own Label customer. This offers customers a plastic-free zero waste product and will help to reduce the sales of liquid soaps that are produced in plastic packaging.</p>	<p>Materials or packaging types eliminated or targeted for elimination:</p> <p>The report submitted indicated that none of the provided commonly identified problematic packaging materials or types was part of the portfolio.</p>

Reuse progress

We offer several products in 5L, 15L and 25L to enable the consumer purchasing larger sizes to refill their consumer size bottles. This also enables retail centres to set up a refill station.

In 2018 we saw an increase of 52% of our refill sales. We produced supporting point of sale and guidance for refill stations and will continue to drive this agenda through expanding refill options and providing more support to retailers.

We would like to reach a point with Bio-D Brand goods where the refills are an equivalent volume or greater than the consumer sizes produced.

We plan to invest in better machinery during 2019 for filling the refill sizes to give us a more efficient option for these sizes.

Distributors can currently return the refills sizes to us for recycling. We plan to build this volume to an amount which facilitates a commercial laundering service so that the containers can be reused where possible.

- Portfolio analysis for opportunities completed
- Reuse delivery models in place for a small proportion of products or packaging

100% reusable, recyclable or compostable progress

As at the end of 2018 we have reached the following targets:

Over 220 retailers have established a refill station allowing consumers to reuse bottles.

21% of our packaging for 2018 was made from post consumer waste.

Our larger size products for refill have increased by 52%

We have saved 21.36 tonnes of virgin plastic by using post-consumer waste for our bottles

Recycled content

Latest year (2025 target): 21% (75%)

Described in more details above.

By range, 77% of our plastic packaging is now made from post-consumer waste.

The Make-Cup Brand Make-Cup Concepts LLC.		<i>Joined the Global Commitment: 02/19</i>	
We are a clever containment system for color cosmetics that reduces time, money and landfill waste. Website: www.make-cup.com		Annual revenue: < USD10 million HQ location: United States Reporting time frame: August 2018 - August 2019 Volumes: Submitted to the Foundation only	
Elimination progress			
We are a re-usable system that encourages responsible use of primary plastic packaging in the color cosmetics segment. We will continue to re-imagine the way we use plastic in this segment. We are in the process of eliminating secondary single use plastic from our packaging and shipping		Materials or packaging types eliminated or targeted for elimination: PS - Plans to eliminate by 2020 Single-use plastic bags - Plans to eliminate by 2020	
Reuse progress			
We are in the process to eliminate single use plastic in our packaging.		<input checked="" type="checkbox"/> Portfolio analysis for opportunities completed <input checked="" type="checkbox"/> Piloting of reuse delivery models completed <input checked="" type="checkbox"/> Reuse delivery models in place for a significant proportion of products or packaging	
100% reusable, recyclable or compostable progress			
We have changed our secondary packaging to reflect our commitment to eliminate single use plastic in our packaging.			
Recycled content		Latest year (2025 target): 87% (100%)	
Working on sales and marketing to change behavior to using refillables so that we can reverse primary packaging ending up in landfills.			
Optional commitments			
We have secured new manufacturing and marketing that will ensure our success over the coming months by giving us on air exposure to a broader audience			

<p>Uncover Skincare BV</p>	<p><i>Joined the Global Commitment: 03/19</i></p>
<p>Uncover Skincare develops skincare products and sells these to end customers via their webshops. Customers are mainly in Europe, but also Australian customers are becoming interested, especially suncare.</p> <p>Website: www.uncover-skincare.nl, www.uncover-skincare.de and www.dr-jetskeultee.com</p>	<p>Annual revenue: < USD10 million</p> <p>HQ location: Netherlands</p> <p>Reporting time frame: January 2018 - December 2018</p> <p>Volumes: Submitted to the Foundation only</p>
<p>Elimination progress</p>	
<p>Achievements.</p> <ol style="list-style-type: none"> 1. The stabilising material used in the boxes we send to our customers was PU. We have replaced this end of 2018 with biodegradable chips made of corn. On a year's basis this reduces our plastics consumption by 9%, i.e. the plastic waste reduction is 1800kg. For 1H 2019 this amounts to 900kg 2. Awareness within the company regarding our footprint. Plastics has become a topic in our daily operations. <p>Planning.</p> <ol style="list-style-type: none"> 1. Work with our suppliers to change the non-recyclable packaging of some of our make-up products. We hope to accomplish this by 2023, which will reduce non-recyclable plastic by 150kg 2. Investigate options and weight impact to further reduce plastics in transportation packaging, e.g. pallet wrappings and sealing tape. 	<p>Materials or packaging types eliminated or targeted for elimination:</p> <p>Carbon black - Not reported</p> <p>PVC - Not reported</p> <p>PVDC - Not reported</p>
<p>Reuse progress</p>	
<p>At the moment we see no options for reuse of our packaging. Cosmetics, like food, is subject to the highest hygiene requirements, which make it unsuitable for reuse.</p>	<p><input checked="" type="checkbox"/> Yet to commence reuse opportunity identification process</p>

100% reusable, recyclable or compostable progress

Achievements.

1. The stabilising material used in the boxes we send to our customers was PU. We have replaced this with biodegradable chips made of corn. On a year's basis this reduces our plastics consumption by 9%, i.e. the plastic waste reduction is 1800kg. For 1H 2019 this amounts to 900kg
2. The biomass is fully compostable. On a year's basis the weight is approximately 1400kg. For 1H 2019 this amounts to 450kg.
3. Awareness within the company regarding our footprint. Plastics has become a topic in our daily operations.

Planning.

1. Work with our suppliers to change the non-recyclable packaging of some of our make-up products. We hope to accomplish this by 2023. Weight 150kg. The questions asked by the Foundation will help as a guideline for the investigation.
2. Investigate options to further reduce plastic in transportation packaging, e.g. wrappings and sealing tape.

Recycled content

Latest year (2025 target): 80% (50%)

- Investigation with our suppliers regarding recyclability of main packaging done
- Breakdown into categories of plastic, following the Foundation guidelines to start
- Investigation with our suppliers regarding recyclability and weight of secondary packaging materials to start

<p>Werner & Mertz GmbH</p>	<p><i>Joined the Global Commitment: 10/18</i></p>
<p>W&M is a branded goods company for cleaning and personal care products. The geographical reach is mainly Europe with some business also in Japan.</p> <p>Website: https://werner-mertz.de/index-en.html</p>	<p>Annual revenue: USD10 million - USD1 billion</p> <p>HQ location: Germany</p> <p>Reporting time frame: September 2018 - August 2019</p> <p>Volumes: Submitted to the Foundation only</p>
<p>Elimination progress</p>	
<p>Refill option through stand-up-pouch</p> <p>In 2019 we have planned to sell 26 million pouches, saving up to 75% in comparison to equivalent bottle packaging weight. Out of this overall amount 14 million are foreseen as refill at home.</p> <p>Pigment green 7</p> <p>Following the C2C philosophy we have substituted critical pigments in coloured plastics. We focussed on green 7 pigment (halogen-organic-compound) for our pillar brand FROSCHE. Almost all closure (caps) formats are switched. By 2021 we will have finalised that project.</p> <p>Replacement of plastic component in spray piston (POM spring)</p> <p>Due to the fact that some plastic components within the APTP (all plastic trigger pump) are disturbing the PET recycling process substantially we have forced the supplier Zeller Plastic to change the spring from POM (Polyoxymethylene) to PP (polyethylene). Development has been finished - implementation starts in Q1 2020.</p>	<p>Materials or packaging types eliminated or targeted for elimination:</p> <p>Carbon black - Plans to eliminate by 2020</p> <p>PS - Plans to eliminate by 2025</p>
<p>Reuse progress</p>	
<p>Reuse option of bottles through stand-up-pouch</p> <p>In 2019 we have planned to sell 26 million pouches, saving up to 75% in comparison to equivalent bottle packaging weight. Out of this overall amount 14 million are foreseen as refill at home.</p>	<p><input checked="" type="checkbox"/> Portfolio analysis for reuse opportunities completed</p>
<p>100% reusable, recyclable or compostable progress</p>	
<p>We have achieved fully recyclability of our plastic packaging by 93%.</p>	

Recycled content	Latest year (2025 target): 46% (100%)
<p>All rigid PET packaging (PET bottles) are made of 100% rPET (PCR).</p> <p>20% of our HDPE bottles are made from 100% rHDPE (PCR).</p> <p>Cosmetic Grade for HDPE bottles as of this year (one million bottles).</p> <p>PP closures on hold due to lack of availability of proper rPP qualities.</p>	
Optional commitments	
<p>Raising level and quality of recycled plastics from mixed collection (Yellow Bag).</p>	

RETAIL & HOSPITALITY COMPANIES - ABOVE USD 1 BILLION ANNUAL REVENUES

A.I.S.E., International Association for Soaps,
Detergents and Maintenance Products • actiam • Adrian
Dominican Sisters, Portfolio Advisory Board • AECOC • Afeka Institute of
Circular Engineering and Economy • AGMPM (Association of the Greek Manufacturers of
Packaging & Materials) • Ahold Delhaize • ALBEA • Algramo • ALPLA Werke Alwin Lehner GmbH &
Co KG • Altheia Sustainable Ocean Fund • Amcor • American Licorice Company • ANIAC • APK AG • APLM
- Portuguese Marine Litter Association • Aptar Group Inc. • Aquapak Polymers Limited • Arca Continental • Archchemics
Ltd • Arup • As You Sow • Asia Pacific Waste Consultants (APWC) • Asociación Chilena para el Fomento de la Economía del
Bien Común - (EBC) • Asociación Nacional de la Industria Química A.C. (ANIQ) • Associação para as Ciências do Mar - APCM •
Atalay Atasu • Avespa • Bangor University • Barilla G. & R. Fratelli SpA • Baum und Pferdgarten • Bell Holding • Bella+Frank • Berkeley
Center for Green Chemistry • Berry Global • bioMASON, Inc. • Biopac UK Ltd • BioPak Pty Ltd • Bioproducts Discovery and Development Centre
(BDDC), University of Guelph, Ontario, Canada • BMO Global Asset Management • BNP Paribas Asset Management • Boomer • Borealis AG • Boston
Common Asset Management • Brightplus Oy • Brunel Pension Partnership Ltd • Burberry Group plc • Burberry Material Futures Research Group from the
Royal College of Art • Buisson British Community • C&D Cities Climate Leadership Group • Cabot Corporation • Californians Against Waste • Calouste
Gulbenkian Foundation • CAPTURE • CarbonLITE Recycling • Carrefour • CBPAK Tecnologia S/A • Cedo • CEFLEX • CEMPRE Colombia - Compromiso Empresarial
para el Reciclaje • China Plastic Recycling Association of China Resource Recycling Association • China Plastics Reuse and Recycling Association • Circular Economy
Initiative at KTH Royal Institute of Technology (CE@KTH) • Circular Economy Innovation Centre - USP • CIRCULAR ECONOMY JAPAN • Circular Economy Leadership
Coalition • Circular Sweden • Circularity Capital LLP • Circulate Capital • Circulo Verde • City of Austin • Clarmondial • Cleaning and Hygiene Suppliers Association • Closed
Loop Partners • Coast Impact Fund • Coca-Cola FEMSA • Colgate-Palmolive Company • College of Design and Innovation, Tongji University • Commonsense • Congregation of St.
Joseph • Constantia Flexibles • Core Capital Management LLC • Corn Refiners Association • Creolus • CSSA (Canadian Stewardship Services Alliance Inc.) • Cumpal BV • Cup Club
Limited • Custompak Plastic Products 1997 Ltd • Danone S.A. • Daughters of Charity, Province of St. Louise • Delphi's Eco • Department of Economics and Management - Dipartimento di
Scienze Economiche e Aziendali, University of Pavia • Datspak • Diageo • DiGiarmic Corporation • Dignity Health • Dr. Girma Zawdie • Dr. Alysia Garmulewicz, Professor, Universidad de
Santiago de Chile • Dr. Carson Meredith • Dragon Rouge Limited • Dynapack Asia • Earthwatch Institute • Earthwise Group
ECOGESTUS, Waste Management Ltd • Ecoiberia Reciclados Ibericos SA • ECOPIXEL • Ecopod • ecoscore • Ecosurety •
Environment Global Facilities • Elemental Impact • ELISAVA Barcelona School of Design and Engineering • Encorp
ENGEL Austria GmbH • Envases Universales de México • Enviro Pride • Environment Department, Ministry of
Energy and Climate Change, Republic of Seychelles • EPRO European Plastics Recycling and Recovery Organisation •
São Simão Ltda • ESG Portfolio Management • Esstly AB • Etilca Sgr • Responsible Investments • European Investment
Bank • European Recycling Industries' Confederation (EuRIC) • EXCELRISE • Excess Materials Exchange • Exchange •
Change Brasil • Faculty of Management, Law and Social Sciences, University of Bradford • Ferrero • Fifth Season Ventures •
Flex Film International BV • Flexible Packaging Europe • Food & Consumer Products of Canada • FoodDrinkEurope • Footprints
Africa • FORWARDone Venture Capital for Hardware • Foundation Recycsol • FrieslandCampina Nederland B.V. • Full Cycle
Bioplastics • Fundación Latinoamérica Verde • Futamura Group • GANNI • gDiapers • Generalitat de Catalunya • Gobierno de la
Ciudad de Buenos Aires • Government of Chile • Government of Grenada • Government of Rwanda • Graham Packaging Company • Granta
Design • Greco & Guerrero • GreenBiz Group Inc. • GreenBlue and the Sustainable Packaging Coalition (SPC) • Greiner AG • GRID-Arendal •
GW&K Investment Management • H. Ayuntamiento de Toluca • H&M Group • Henkel AG & Co. KGaA • Hera Group • Hermes EOS • Hi-Cone • High
Speed Sustainable Manufacturing Institute (HSSMI) • HP Inc. • Husky Injection Molding Systems Ltd. • INCOM RECYCLE Co., Ltd. Beijing • Inditex •
Indonesian Waste Platform • Indorama Ventures Public Company Limited • Industria Mexicana de Reciclaje S.A. de CV. • ING • INGRUP • innocent
drinks • Insper Instituto de Ensino e Pesquisa • Institut für Kunststofftechnik • Institute for Integrated Quality Design (IQD), Johannes Kepler
University Linz (JKU) • Institute of Development Studies • Institute of Technology Tralee • Instituto Italiano di Tecnologia • International Solid Waste
Association - ISWA • International Union for Conservation of Nature (IUCN) • Internet Fusion Group • IWC Schaffhausen • IWrc • Jabli Packaging
Solutions • JAMES CROPPER PLC • Jan Ravenstijn Biomaterials Consulting • Jane Panty • JAVA MOUNTAIN COPFEE • Johnson and Johnson Consumer
Keurig Kashi Patra Kashi Patra Parichay • Keep Scotland Beautiful • KEEP SWEDEN TIDY • Kellogg Company • Kempen Capital • Keweenaw • Kesaco
Keurig Dr Pepper • Kiara S. Winans • Kidlara • Kingfa Sci. & Tech. Co., Ltd. • Kmart Australia Limited • Koppala Packaging Ltd. • L'Oréal • L'OCCITANE en
General Investment Management • Life Cycle Initiative • Life Without Plastic • LIPOR - Intermunicipal Waste Management of Greater Porto, Portugal • LLUK •
London Waste and Recycling Board • Loop • Loop Circular Economy Platform Ltd • Loop Industries • LPP • Man Group • MARE - Marine and Environmental
Marks and Spencer plc • Mars, Incorporated • Material BA-Z, Centro Universitário Belas Artes de São Paulo • Material Economics • Matrix APA (UK) Ltd. •
McDonough Innovation • Melco Resorts & Entertainment • MERA - The Association for Sustainable Manufacturing • Mercy Investment Services, Inc. • METRO AG •
Ministry for the Environment New Zealand • Ministry of Environment and Energy Transition - Portugal • Ministry of the Environment (Peru) • Ministry of the Environment
Environmental Solutions Initiative • MIWA (Mitsui Waste) • Mobilizer • Mondelēz International • Mondy • Monterey Bay Aquarium • Mr. Green Africa •
Cosmetic Cases • National Geographic Partners, LLC • National Recycling Coalition • NATURA COSMETICS • Nature's Path Foods • NaturaWorks • Nestlé • Netherlands Institute for
Ltd. • Noble Environmental Technologies Europe BV • NorthEdge Capital • Notpla Limited • Nova School of Business and Economics • Novamont SpA • NOVAPET • Nuceria Group • Ocean
Oceanographic Institute, Prince Albert I of Monaco Foundation • Okena Servicios Ambientales • Oliver Wyman • One Water • Open Systems Lab • Openbare Vlaamse Afval Maatschappij OVAM • Origin
PepsiCo • Pernod Ricard • PetStar • Phillips • Pick n Pay • Pinguimom • Plant Based Products Council • Plant Chicago • Plastic Bank Recycling Corporation • Plastic Collective • Plastic Energy • Plastic Odyssey •
Holding GmbH & Co. KG • POSITIVA • Preserve • Prince Albert II of Monaco Foundation • Prof. Claudio Zara, Department of Finance, Bocconi University • Prof. Richard C. Thompson OBE • Professor Ioannis Ioannou • PROQUIMIA, S.A. • Provenance • PT Evogaia Karya Indonesia • Qualipac • Quantis • Ramani Narayan, MSU University Distinguished
Professor • Rathbone Greenbank Investments • Ravensbourne University London • Fashion Department • RB • Re-Poly, Evertrak, QRS • RecyclePoints • Recycling Technologies • Rediscovery Centre • RePack • Replenish Bottling LLC • RePurpose Global • RES Group • Reusable Packaging Association • Riversimple Movement Ltd • Robeco •
Robert Lochhead, Professor and Director Emeritus of Polymer Science • Rodenburg Biopolymers • Royal Society of Chemistry • Planet Earth • Rubicon Global • S Group • SAMBITO • Samsøe Samsøe • São Paulo City Hall • Sarasin & Partners • SC Johnson • Schneider Electric • School of Management - Politecnico di Milano • Schwarz Group
(Lidl & Kaufland), Scottish Government • Sealed Air Corporation • Searious Business • Selfridges • Sepoplast Global Services Spa • Shanghai Rendu Ocean NPO Development Center • SHAPES IN THE SAND • Sidel • Silgan Plastics • SIRONL • Sistema B International • Sky Group • Skyroom London Ltd • Smart Waste Portugal - Business
Development Network • Solid Waste Association of North America • SONAE MC • Sostenibilidad 3R&Es • South Pole • Spedal • SPB • Spinlock • Splash Ltd. • Stanley Black & Decker • Stella McCartney • Stora Enso • Suez • Superdry Plc • SUST4IN • Sustainable Business Network • Sustainability • Svensk Plastindustriförening (SPIF) • SWANIA •
Swire Coca-Cola Ltd • SYSTEMIQ • Taiwan Circular Economy Network (循環台灣基金會) • Target Corporation • Target Australia Limited • Teco Transcontinental, Termoncoogies, SA de CV • TerraCycle • Tetra Pak • The Association of Plastic Recyclers • The Better Packaging Co. • The Bio-D Company Ltd • The City of Copenhagen • The City of
Ljubljana, Slovenia • The Clorox Company • The Club of Rome • The Coca-Cola Company • The Consumer Goods Forum • The Eric and Wendy Schmid Fund for Strategic Innovation • The Faculty of Entrepreneurship & Innovation - VIA University College • The Finnish Innovation Fund SITRA • The Global Environment Facility • The Government of
France • The Government of the United Kingdom • The Grameen Creative Lab • The Green Earth • The Institute for the Study of Science and Technology, National University of Quilmes (IESCT-UNQ) of Argentina • The Make-Cup Brand Make-Cup Concepts LLC • The Ocean Race • The Recycling Partnership • The Renewal Workshop • The RSA •
The Wallon Government • Think Beyond Plastic • TIPA-Corp • TOMRA Systems ASA • Topolytics • Triciclos • Trillium Asset Management • Tupack Verpackungen Gesellschaft m.b.H • Tupperware • UCL • Ultra Capital • Uncover Skincare BV • Unilever • Universidade de Trás-os-Montes e Alto Douro • Universiteit Gent • University of Edinburgh •
University of Northumbria, Newcastle • University of Portsmouth • UPM Rafiatec • Uppl UpCycling Plastic BV • ValGroup • Veolia • Verstraete in mould labels • Vert Asset Management • Vita Bio/Energy Ltda • Walmart Inc. • Warner Babcock Institute for Green Chemistry • Waste Ventures India Pvt. Ltd. • Waste4Change • Water Unite •
Werner & Mertz GmbH • Woolworths Holdings Limited • World Economic Forum • Worn Again Technologies • WPP • WRAP • Wraprite International Ltd. • World Wildlife Fund (WWF) • Xiamen Luhai Pro-environment Inc. • Zero Waste Shop Moscow • Zespri Group Limited • Zevin Asset Management • ZigZag Global • π = Plastic Pollution Prevention

Ahold Delhaize		Reporting details
<p>Annual revenue: > USD10 billion</p> <p>HQ location: Netherlands</p> <p>Website: https://www.aholddelhaize.com/en/home/</p>	<p>Ahold Delhaize is one of the world's largest food retail groups, a leader in supermarkets and e-commerce, and a company at the forefront of sustainable retailing. Our family of great local brands serves more than 50 million shoppers each week in the United States, Europe and Indonesia.</p>	<p>Reporting time frame: January 2018 - December 2018</p> <p>Verification of data: Plans for third-party verification or assurance in development</p> <p>Joined the Global Commitment: 10/18</p>
<p>Take action to eliminate problematic or unnecessary plastic packaging</p>		
<ul style="list-style-type: none"> • Albert Heijn, AD's brand in the Netherlands, will expand a packaging-free fruit and vegetables initiative (enabled with dry misting technology to ensure quality) in 2019 - a move projected to save 270,000 kg of plastic packaging annually. • Delhaize, AD's brand in Belgium, will trial a packaging-free fruit and vegetables section in 10 stores in 2019. Delhaize has also eliminated Single-use plastic bags for packaging bulk items, offering reusable alternatives and paper options instead. • Alfa Beta, AD's brand in Greece, aims to reduce its single-use packaging footprint by 50% by 2025. • Stop & Shop, AD's brand in New York and New England, eliminated Single-use plastic bags from its 91 Connecticut stores as of August 1, 2019. • Mega Image, our brand in Romania, will eliminate single use bags by 2020. 		<p>Specific elimination efforts:</p> <p>Carbon black - Plans to eliminate by 2025</p> <p>PVC - Plans to eliminate by 2025</p> <p>PVDC - Plans to eliminate by 2025</p> <p>PS - Plans to eliminate by 2025</p> <p>ePS - Plans to eliminate by 2025</p> <p>Single-use plastic straws - Plans to eliminate by 2021</p> <p>Single-use plastic cutlery - Plans to eliminate by 2021</p> <p>Single-use plastic bags - Plans to eliminate, no date set</p>
<p>Take action to move from single-use to reuse models where relevant</p>		
<p>Stage of implementing reuse models</p> <p><input checked="" type="checkbox"/> Reuse delivery models in place for a small proportion of products or packaging</p>	<p>Ahold Delhaize plans to scale up use of reusable bags as packaging for bulk items across our brands. Ahold Delhaize brands have strong plans in place to decrease plastic carrier bag footprint by incentivizing customers to choose reusable bags and reuse these bags as many times as feasible.</p>	

100% of plastic packaging to be reusable, recyclable or compostable

Latest year (2025 target): Submitted to the Foundation only (100%)

Percentage (by weight) of total plastic packaging volume, which is:

Reusable, recyclable or compostable:
 Submitted to the Foundation only

Reusable: 0%

Recyclable: Submitted to the Foundation only

Compostable: Submitted to the Foundation only

Ahold Delhaize brands have assessed portfolio for recyclability, and brands have plans in place to replace non-recyclable packaging with recyclable packaging where alternatives exist. Where alternatives do not easily exist, Ahold Delhaize will collaborate with industry to pilot innovative new packaging materials.

Post-consumer recycled content across all plastic packaging used

Latest year (2025 target): 0% (25%)

Post-consumer recycled content as percentage of total plastic packaging volume, by weight:

2025 target: 25 %

Latest year: 0%

Ahold Delhaize brands in the Benelux aim for 50% PCR in beverage bottles by 2025. Ahold Delhaize brands in Europe and the US will explore local partnerships for increasing the amount of post-consumer-recyclable content available for food grade applications.

Volume of plastic packaging used

Submitted to the Foundation only

Progress report does not cover full scope of activities: As a retailer, reporting on our plastic footprint is complex. Within the time frame, we were able to involve many of our largest brands (Hannaford, Food Lion, Stop & Shop, Giant/Martin's, Giant Food, Albert Heijn, Mega Image, Alfa Beta, and Albert). For Alfa Beta and Albert, these brands were unfortunately only able to report on their plastic footprint from "Not For Resale" items. Alfa Beta and Albert continue to work on reporting their full scope, as do our other remaining brands (Delhaize, Maxi/Tempo, bol.com, & Super Indo). We are working with these brands to continue improving our baselining, and to ensure that our full scope is covered as quickly as possible. Our reporting currently covers approximately 83% - 90% of our footprint by sales.

Carrefour		Reporting details
<p>Annual revenue: > USD10 billion</p> <p>HQ location: France</p> <p>Website: http://www.carrefour.com/</p>	<p>Carrefour is a major retailer operating in ten geographies, Carrefour's mission is to provide its customers with quality services, products and food accessible to all across all distribution channels.</p>	<p>Reporting time frame: January 2017 - December 2017</p> <p>Verification of data: Third-party verification or assurance process in place for some of the data</p> <p>Joined the Global Commitment: 10/18</p>
Take action to eliminate problematic or unnecessary plastic packaging		
<p>As part of the Pacte National "problematic or unnecessary plastic packaging" workshop, we are currently defining with the industry what stands for the latter :</p> <ol style="list-style-type: none"> not reusable, nor recyclable or compostable contains or needs in the fabrication process, hazardous chemicals that represent a risk for human health or the environment It can be avoided while maintaining the overall packaging features It disturbs the recycling or composting end of life process it is most frequently dispersed in nature <p>This preparatory work will allow us to prioritize our actions until 2025, jointly with other players of the value chain.</p> <p>Below are some actions that Carrefour has launched or completed, sorted accordingly to the aforementioned axis :</p> <ol style="list-style-type: none"> Identify and progressively substitute packaging components made of PVC, PVdC, EPS (launched 01/2019) Remove mineral inks from all private label products (completed 12/2018) Remove plastic packaging of all products from the toy category (completed 12/2018); remove plastic wraps from all fruits and vegs packed in trays (started 06/2018) Stop using black trays with carbon black (launched 01/2019), progressively phase out plastic windows on cardboard packaging (launched 09/2019, currently tested on bread sachets) Phase out single use plastics before the implementation of the Single Use Plastics directive (straws completed 01/2019) 		<p>Specific elimination efforts:</p> <p>Carbon black - Plans to eliminate by 2020</p> <p>PVC - Plans to eliminate by 2021</p> <p>PVDC - Plans to eliminate by 2021</p> <p>PS - Plans to eliminate by 2025</p> <p>ePS - Plans to eliminate by 2022</p> <p>Single-use plastic straws - Already eliminated</p> <p>Single-use plastic cutlery - Plans to eliminate by 2020</p> <p>Single-use plastic bags - Already eliminated</p>

Take action to move from single-use to reuse models where relevant

Stage of implementing reuse models

- Portfolio analysis for reuse opportunities complete
- Piloting of reuse delivery models in progress

Three main projects :

- In all our hypermarkets and supermarkets, clients are able to purchase fresh products in their own reusable containers (available in France, Spain, Belgium, Romania)
- In all our stores, clients are able to purchase fruits, vegetables and dry bulk in reusable cotton bags (available in France, Spain, Belgium)
- Launch "Loop par Carrefour" (deposit for reuse system aiming at offering the clients an assortment of day to day products in reusable containers)in France by the end of 2019. Starting with home-delivery e-commerce in Ile de France, then expanding to other channels in 2020.

100% of plastic packaging to be reusable, recyclable or compostable

Latest year (2025 target): Submitted to the Foundation only (100%)

Percentage (by weight) of total plastic packaging volume, which is:

Reusable, recyclable or compostable:
 Submitted to the Foundation only

Reusable: 0.0005%

Recyclable: Submitted to the Foundation only

Compostable: Submitted to the Foundation only

In 2018, we have assessed our product portfolio in order to prioritize ecodesign actions on phasing out non-recyclable resins. Actions started in January 2019. For example, we are remodeling all the light bulbs packaging in order to switch from a PVC blister to a cardboard box.

The launch of our plastic-free packaging innovation program ("Reset retail")has been a major milestone. We partner with Systeme U, Veolia and own-brand product suppliers so as to find relevant alternatives to non-recyclable packaging formats : biscuits sachets, triangle sandwich trays, chips sachets, and so on. The first pilots emerging from this collaboration will appear early 2020.

Post-consumer recycled content across all plastic packaging used

Latest year (2025 target): 5.5% (25%)

Post-consumer recycled content as percentage of total plastic packaging volume, by weight:

2025 target: 25%

Latest year: 5.5%

Progression of our actions regarding the liquids category, our goal being to reach 50% recycled blended in the packaging of own-brand water, juices and sodas. We make sure that packaging technical specifications are updated for all concerned products.

No progress made on flexibles, as we face the legal constraint of food contact

Below percentage is provided for water bottles only

Volume of plastic packaging used

57,000 metric tonnes

Progress report does not cover full scope of activities: Quantitative report is based on a 2018 supplier survey in France, Italy, Spain and Belgium, private labels only. These figures corresponds to a mix of products standing for 76% of overall private-label sales. We are currently designing and implementing a reporting platform tailored to the quantitative reporting of our commitments to capture macro-data on plastics put on the market and recyclability rates across out ten geographies.

Kesko Corporation		Reporting details
<p>Annual revenue: > USD10 billion</p> <p>HQ location: Finland</p> <p>Website: www.kesko.fi/en/</p>	<p>Kesko operates in the grocery trade, the building and technical trade and the car trade. The grocery trade especially entails plastic packaging for products.</p>	<p>Reporting time frame: January 2018 - December 2018</p> <p>Verification of data: Third-party verification or assurance process in place for some of the data</p> <p>Joined the Global Commitment: 10/18</p>
Take action to eliminate problematic or unnecessary plastic packaging		
<p>Kesko's Plastics Policy includes the following:</p> <p>We will replace disposable plastic products with alternatives made from renewable materials.</p> <ul style="list-style-type: none"> In 2019, we will introduce a plastic-free own brand Pirkka Eko range of disposable tableware, and replace the plastic in own brand Pirkka cotton buds with paperboard Kespro has a range of Menu Eco disposable tableware that consists of compostable products without plastic coating. The selection is constantly expanding. We seek alternative materials for disposable utensils and dishes and straws at our service and take away counters. <p>Kesko is seeking replacement alternatives for PVC. The packaging for Kesko's own brand products does not contain PVC. Kesko's gift cards are also PVC-free.</p> <p>We will develop the plastic packaging for our own brand products so that it will contain as little plastic as possible. Our objective is to reduce the amount of plastic by 20% by the end of 2025.</p> <p>https://kesko.fi/en/company/responsibility/sustainability-policies/keskos-plastics-policy-statement/</p>		<p>Specific elimination efforts:</p> <p>Carbon black - Plans to eliminate by 2025</p> <p>PVC - Already eliminated</p> <p>PVDC - Already eliminated</p> <p>PS - No plans to eliminate</p> <p>ePS - No plans to eliminate</p> <p>Single-use plastic straws - Already eliminated in 2019</p> <p>Single-use plastic cutlery - Already eliminated in 2019</p> <p>Single-use plastic bags - No plans to eliminate</p>

Take action to move from single-use to reuse models where relevant

Stage of implementing reuse models

Reuse delivery models in place for a significant proportion of products or packaging

Kesko's Plastics Policy includes the following:

In its procurement and distribution logistics, Kesko uses over ten million reusable plastic transport packages. This reduces cardboard packaging waste by around 4,000 tonnes per year.

Kesko provides alternatives to plastic bags at grocery store cashiers: reusable bags, cotton bags, jute bags, paper bags and circular economy bags.

Reusable bags, biodegradable bags and paper bags are available as alternatives to the small thin bags used for collecting fruit and vegetables.

<https://kesko.fi/en/company/responsibility/sustainability-policies/keskos-plastics-policy-statement/>

Kesko is still in the process of developing reporting processes for reporting on the percentage of its packaging that is reusable.

100% of plastic packaging to be reusable, recyclable or compostable

Latest year (2025 target): Submitted to the Foundation only (100%)

Percentage (by weight) of total plastic packaging volume, which is:

Reusable, recyclable or compostable:
 Submitted to the Foundation only

Reusable: 0%

Recyclable: Submitted to the Foundation only

Compostable: Submitted to the Foundation only

Kesko's Plastics Policy includes the following:

- K Group offers its customers the most extensive RINKI eco take-back point network in Finland. Plastic is collected at 193 collection points at K-food store locations. Our aim is to have plastics recycling at the RINKI eco take-back points in all the other K-food store locations by the end of 2022.
- K-food stores receive and recycle some 138 million PET plastic bottles per year. Our own brand Pirkka range has 43 products in PET bottles.
- We are constantly increasing the number of own brand products made from recycled plastic. Our selections already include the Pirkka ESSI circular economy bag and Pirkka garbage bag.
- We are constantly increasing the use of packaging made from recycled plastic for our own brand products. Our selection already includes Pirkka detergent bottles made from recycled plastic.
- We are developing the multi-material packaging for our own brand products in an effort to make the separation and recovery of materials easier.
- K Group's target is that by 2025, 100% of plastic waste from its own operations is collected for reuse in all divisions.
- We help K Group customers recycle and reduce the use of plastics through active communication on the issue in K Group's media channels and at our stores.
- Nearly all Kesko's own brand product packaging has recycling identification codes. The codes will be included in the packaging of all own brand products by the end of 2019. We will include clear and sim

Post-consumer recycled content across all plastic packaging used

Latest year (2025 target): 0% (25%)

Post-consumer recycled content as percentage of total plastic packaging volume, by weight:

2025 target: 25%

Latest year: Not reported

Kesko introduced the own brand Pirkka ESSI circular economy plastic bag in 2017. The bags are made of over 90% recycled materials. Around half the material used is plastic packaging separately collected from households. ESSI bags encourage more effective collection and recycling of plastics, enabling reuse of discarded plastic packaging as raw material for new products. This is a good example of circular economy in action.

<https://kesko.fi/en/media/news-and-releases/news/2018/pirkka-essi-circular-bags-have-been-a-successful-step-towards-a-circular-economy/>

We have switched the packaging of own brand Pirkka juices to PET bottles to increase recycling.

Volume of plastic packaging used

Submitted to the Foundation only

Marks and Spencer		Reporting details
<p>Annual revenue: > USD10 billion</p> <p>HQ location: United Kingdom</p> <p>Website: https://www.marksandspencer.com/</p>	<p>M&S is a leading British retailer bringing quality, great value food, clothing and homeware to millions of customers around the world.</p>	<p>Reporting time frame: January 2018 - December 2018</p> <p>Verification of data: Third-party verification or assurance process in place for some of the data</p> <p>Joined the Global Commitment: 10/18</p>
Take action to eliminate problematic or unnecessary plastic packaging		
<p>We have achieved our 2018 target to remove 1,000 tonnes of single-use plastic packaging from our business by Spring 2019 and on a like for like basis our overall usage of plastic packaging has declined</p> <p>We achieved this reduction through the removal of plastic in produce lines and the elimination of single use, high volume units such as cutlery and straws</p> <p>We replaced all our plastic produce bags with paper versions in all our stores, and have phased out single-use 5p carrier bags in favour of 10p stronger, multi-use alternatives</p> <p>In Clothing & Home, we removed the protective plastic covers from 500,000 of our cashmere jumpers. We've also reused or recycled over one billion plastic hangers since we introduced our hanger reuse scheme 12 years ago</p> <p>We have set a further plastic weight reduction target of 1,000 tonnes for financial year 2019/20 across primary, secondary and tertiary packaging formats. To achieve this target, we are taking a holistic approach across the supply chain by optimising plastic usage according to our 5 plastic principles refuse, reduce, reuse, redesign, and recycle and sustainable design</p> <p>We want to better understand how we can remove plastic packaging from produce without affecting quality and increasing food waste and are trialling loose fruit and veg at our Tolworth store to draw insights that will guide our long-term approach. We have also started trialling how we can extend the removal of protective plastic clothing covers to our Men's multipack shirts</p>		<p>Specific elimination efforts:</p> <p>Carbon black - Plans to eliminate by 2020</p> <p>PVC - Already eliminated</p> <p>PVDC - Already eliminated</p> <p>PS - Plans to eliminate, no date set</p> <p>ePS - Already eliminated</p> <p>Single-use plastic straws - Already eliminated</p> <p>Single-use plastic cutlery - Already eliminated</p> <p>Single-use plastic bags - Plans to eliminate, no date set</p>

Take action to move from single-use to reuse models where relevant

Stage of implementing reuse models

Reuse delivery models in place for a small proportion of products or packaging

- We want to play our part as a business and help our customers to reuse and recycle any plastic we do use and reusable and refillable schemes form just one part of what we're exploring for the future.
- We want to support our customers to shift their behaviour around reuse and that's why we introduced a reusable coffee cup incentive in 2018, offering 25p off each hot drink purchase.
- In July 2019, we launched a market-first reusable initiative in our fresh food to go Market Place counters, which we hope will encourage customers to reuse and reduce single-use packaging.
- We are actively looking at initiatives to support our customers to reuse and refillables form part of our wider plans. For example, we are exploring opportunities to use dispensers and water fountains in our stores and are looking at refill stations.
- Additionally, M&S is proud to be the only retailer supporting Sheffield University's research on how to best approach reusable packaging.

100% of plastic packaging to be reusable, recyclable or compostable

Latest year (2025 target): Submitted to the Foundation only (100%)

Percentage (by weight) of total plastic packaging volume, which is:

Reusable, recyclable or compostable:
 Submitted to the Foundation only

Reusable: 9%

Recyclable: Submitted to the Foundation only

Compostable: Submitted to the Foundation only

By 2022, all M&S product packaging in the UK that could end up with our customers will be not only 'recyclable', but 'widely recycled' by UK local authorities. As part of this, we have already removed 1,700 tonnes of black plastic and will be completely out of black plastic by the end of 2020.

Other actions we are taken towards using 100% recyclable plastic include:

- Simplifying multi-polymer structures
- Eliminating PS from 4 last products by March 2020 (we eliminated PVC in Foods in 1999).
- The only polymers we will use are PET, PE and PP from April 2020
- Using alternative recyclable materials where functionally possible

We're working with others to fundamentally reform the current UK waste and recycling system. For example, we work with organisations like WRAP and are signatories of the UK Plastics Pact. M&S is also the only retailer member of CEFLEX, a European wide initiative to speed up the development of an infrastructure for flexibles in the UK.

A solution we're looking at to increase recyclability is our plastic take-back scheme, which we've rolled out to 10 of our stores. The scheme enables customers to bring back any hard to recycle plastic from any retailer and we'll turn it into playground equipment and prevent it from going to landfill. Our plan is to roll-out the scheme nationwide by the end of 2019.

We are currently assessing options to use compostable produce bags and are committed to working to ensure these materials are correctly composted.

Post-consumer recycled content across all plastic packaging used

Latest year (2025 target): 27% (30%)

Post-consumer recycled content as percentage of total plastic packaging volume, by weight:

2025 target: 30%

Latest year: 27%

- The recycled content used in our food primary packaging increased 57% in 2018, from 2,240 tonnes in 2017 to 5,184 tonnes in 2018.
- We make extensive use of recycled plastic, for example, depending on market conditions and availability, our PET bottles include between 30% and 80% post-consumer recycled content, PET trays include up to 80%, CPET trays up to 85%, HDPE milk bottles include 30% and PP bags for life contain 30%.
- In Sept 2018, M&S launched a new eco-bag for life made from 75% Social Plastic[©], which is plastic waste that has been collected and recycled by Plastic Bank, a social enterprise seeking to stop ocean plastic pollution.
- Building on our current use of recycled content, we have set the following targets for the plastic we use:
 - PET 50% minimum content for all PET packaging including rigid and film
 - HDPE milk bottles 40% recycled content pending material availability
 - PP woven bags increasing to 40% recycled content
 - PE film 50% post-consumer recycled content (non-food application)
- In September 2019, we will be trialling PE material with post-consumer recycled content for non-direct food application.
- M&S is also working collaboratively with others, including with a number of organisations to develop PE films and PP food grade recycled materials, as well as being the only retailer member of CEFLEX, a European wide initiative for the circular economy of flexible packaging.

Volume of plastic packaging used

Submitted to the Foundation only

Melco Resorts & Entertainment		Reporting details
<p>Annual revenue: USD1 billion - USD10 billion HQ location: Hong Kong Website: www.melco-resorts.com</p>	<p>Melco Resorts & Entertainment Ltd is a developer, owner and operator of casino gaming & entertainment resort facilities. Headquartered in Hong Kong, we currently operate three integrated urban casino resorts in Macau & one in the Philippines. Our most prominent single use branded product is bottles.</p>	<p>Reporting time frame: January 2018 - December 2018 Verification of data: No third-party verification or assurance Joined the Global Commitment: 03/19</p>
<p>Take action to eliminate problematic or unnecessary plastic packaging</p>		
<p>We will be achieving our commitment to remove 100% single use plastic (SUP) bottles in all staff areas by the end of 2019. We have already stopped providing SUP water bottles in staff areas, to providing refill/drinking stations. This saved approximately 244,000 bottles per year which represents 3.5 tonnes of PET plastic that were incinerated in Macau.</p> <p>We are continuing the development of a roadmap to reduce SUP. The scope of this roadmap will cover SUP, including amenity kits, garbage bags, plastic bottles, straws, disposable F&B containers and utensils. Our first comprehensive waste audits of our casino-based operations were undertaken this year, which identified the key sources of plastic packaging in our operations.</p> <p>By weight the majority of own branded plastic packaging comes from beverages served in SUP bottles. We are now looking to alternative solutions that not only eliminate the use of SUP in our operations, but also enhances guest experience. This new system, if successful, can help us reduce the 13 million bottles used annually in our Macau operations alone.</p> <p>We have begun replacing some of our SUP F&B containers and cutlery with non-plastic alternatives which will reduce our use of SUP by 9.5 tonnes.</p>		<p>Specific elimination efforts:</p> <p>Carbon black - Plans to eliminate by 2025 PVC - Plans to eliminate by 2025 PS - Plans to eliminate by 2025 Single-use plastic straws - Plans to eliminate by 2019 Single-use plastic cutlery - Plans to eliminate by 2019 Single-use plastic bags - Plans to eliminate by 2025</p>

Take action to move from single-use to reuse models where relevant

Stage of implementing reuse models

Reuse delivery models in place for a small proportion of products or packaging

Our commitment to move from single-use towards reuse models has two parts.

Part 1) We will replace 100% SUP 250-350ml water bottles provided in staff areas with drinking/refill stations by end of 2019.

We are currently on track to meet our commitment. This will save per year approximately 244,000 and 70,560 PET bottles from Macau and Manila respectively, being a combined reduction of 4.5 tonnes.

Part 2) We will develop a roadmap to reduce single use plastic by end of 2020. Part of the plan will be to identify opportunities for reuse in our operations.

This year we undertook our first comprehensive waste audit at our resorts, which helped identify the key sources of plastic packaging in our operations. By weight, the majority of our plastic packaging comes from beverages served in SUP bottles. We are now exploring reuse systems as an alternative to SUP, which also has the potential to enhance guest experience. If successful, this solution can help reduce the 13 million bottles used annually in our Macau operation alone.

We will also look to trial use of refillable dispensers at two of our hotel brands in Macau and look forward to sharing more information in due course.

While our reusable egg trays are not Melco branded packaging we are using it as an example to encourage other suppliers to share with us opportunities to jointly develop reusable packaging.

100% of plastic packaging to be reusable, recyclable or compostable

Latest year (2025 target): Submitted to the Foundation only (100%)

Percentage (by weight) of total plastic packaging volume, which is:

Reusable, recyclable or compostable:
 Submitted to the Foundation only

Reusable: 0%

Recyclable: Submitted to the Foundation only

Compostable: Submitted to the Foundation only

Our commitment in this area is:

By mid 2019 we will have identified a full list of packaging in our portfolio that is not reusable, recyclable, or compostable and develop a roadmap to address these by 2025.

In terms of progress we have identified a list of packaging for our own-branded products in our portfolio that is not reusable, recyclable, or compostable. In addition to the switching of single use plastic water bottles in our staff areas to water refill/drinking stations and replacing some of our SUP F&B containers and cutlery with non-plastic alternatives, we are now in the process of engaging with key suppliers to explore alternative packaging for the development of the roadmap.

Post-consumer recycled content across all plastic packaging used

Latest year (2025 target): 0% (15%)

Post-consumer recycled content as percentage of total plastic packaging volume, by weight:

2025 target: 15 %

Latest year: 0%

As we set a 15% target to increase post consumer recycled content across our plastic packaging in August 2019 we will begin communicating this target with staff and suppliers as we develop the road map.

Sourcing suppliers willing to package products with packaging containing post consumer recycled content will be critical to meet our target especially for our branded beverages and our branded guest room amenities.

As we investigate options to increase post consumer recycled content in our packaging that is allowed within current regulations, we are also looking to significantly reduce single use plastic packaging with our own-branded products. As such, our recycled content target will only be applicable to the remaining plastic packaging that we use by 2025.

Important note: Given that by weight PET bottles are the single biggest plastic packaging item we use, we are currently in the process of trying to significantly reduce their use rather than switching to rPET bottles. As we transition away from PET bottles we will keep this volume of bottles avoided as part of our equivalent volumes of post consumer recycled content so as to enable tracking of our progress against the recycled content target.

Volume of plastic packaging used

Submitted to the Foundation only

METRO AG		Reporting details
<p>Annual revenue: > USD10 billion</p> <p>HQ location: Germany</p> <p>Website: https://www.metroag.de/en</p>	<p>METRO is a leading international wholesale company that specialises in serving the needs of hotels, restaurants and caterers (HoReCa) as well as independent traders. Around the world, METRO has some 24 million customers. The company operates in 36 countries and employs 150,000 people worldwide.</p>	<p>Reporting time frame: October 2018 - September 2019</p> <p>Verification of data: Third-party verification or assurance process in place for some of the data</p> <p>Joined the Global Commitment: 10/18</p>
<p>Take action to eliminate problematic or unnecessary plastic packaging</p>		
<p>At METRO, we have an Own Brand Packaging Policy in place for METRO AG. Our overall goal is to optimize packaging use while transforming our environmental impact towards more resource efficiency. METRO AG commits to:</p> <ul style="list-style-type: none"> • Phase out PVC, PVdC and EPS from all our Own Brand packaging by 2023 • By end of 2019, identify the core difficulties (not existing alternatives on the market, supplier investments etc.) in eliminating PVC and PVdC for the remaining Own Brand packaging and plan to implement alternatives step by step. • By end of 2019, identify the baseline of EPS packaging and a roadmap to address each of these. • Further reduce our plastic packaging consumption by an additional 300 tons until the end of September 2023 from an October 2018 baseline. Packaging assessment will be implemented in all countries involved in the project, which means 200-500 SKU's per country will be reviewed in order to define projects, measures and timeline. 		<p>Specific elimination efforts:</p> <p>Carbon black - No Plans to eliminate</p> <p>PVC - Plans to eliminate by 2023</p> <p>PVDC - Plans to eliminate by 2023</p> <p>PS - No Plans to eliminate</p> <p>ePS - Plans to eliminate by 2023</p> <p>Single-use plastic straws - Plans to eliminate by 2025</p> <p>Single-use plastic cutlery - Plans to eliminate by 2025</p> <p>Single-use plastic bags - Already eliminated</p>

Take action to move from single-use to reuse models where relevant

Stage of implementing reuse models

Yet to commence reuse opportunity identification process

METRO AG completed the METRO Commitment strategy at the end of September 2018.

- By 2025, METRO AG will empower its customers to move into a future without single use plastics by:
 - Providing reusable, recyclable and compostable alternatives
 - Supporting our customers in this phase out
 - Review of Own Brand single-use packaging portfolio following the principle of resource efficiency
 - METRO AG transformation roadmap for the first 5 countries finalized and report issued
 - Evaluate SUP alternatives, Customer communication, pilot SUP alternatives
 - METRO FRANCE: Pilot/Test a refill system for Own brand packaging Q42019/Q1 2020
 - METRO campus gastronomy declared the goal to ban disposable packaging from the canteens by the end of 2019
 - offering only biodegradable single-use solutions made from sugar cane and corn starch
 - offering reusable alternatives in canteens and coffee bar
 - advocating for and promoting the use of reusables by charging a sustainability fee for single-use products including coffee cups; partly donated to an ocean cleanup project

100% of plastic packaging to be reusable, recyclable or compostable

Latest year (2025 target): Submitted to the Foundation only (100%)

Percentage (by weight) of total plastic packaging volume, which is:

Reusable, recyclable or compostable:
 Submitted to the Foundation only

Reusable: 0%

Recyclable: Submitted to the Foundation only

Compostable: Submitted to the Foundation only

By the end of 2019, METRO AG aims to carry out packaging assessment workshops in 6 countries to apply methodology and review the local portfolio:

- Replacing plastic material with suitable material alternatives
- Using mono materials where possible to improve recyclability, thus supporting the circular economy approach
- By the end of 2019, we will have identified and published a list of packaging materials in our portfolio that is not recyclable in practice and at scale today and a roadmap to address each of these by 2025.

Post-consumer recycled content across all plastic packaging used

Latest year (2025 target): 0% (5%)

Post-consumer recycled content as percentage of total plastic packaging volume, by weight:

2025 target: 5%

Latest year: 0%

Offering waste collection to our customers at METRO stores:

- In July 2019 METRO Ukraine and METRO Kazakhstan opened METRO waste collection points (paper, glass, PET bottles, Tetra Pak, Aluminium cans) for customers at the parking area of METRO stores
- In progress changing packaging quality of washing and cleaning agent OB assortment to recycled material (rPET)

Volume of plastic packaging used

Submitted to the Foundation only

Pick n Pay		Reporting details
<p>Annual revenue: USD1 billion - USD10 billion</p> <p>HQ location: South Africa</p> <p>Website: https://www.pnp.co.za</p>	<p>Pick n Pay is a leading grocery and general merchandise retailer in South Africa. Pick n Pay has total of 1795 stores in South Africa, Namibia, Botswana, Zambia, Swaziland, Lesotho and Zimbabwe and has the largest online grocery business in Africa.</p>	<p>Reporting time frame: March 2018 - February 2019</p> <p>Verification of data: No third-party verification or assurance</p> <p>Joined the Global Commitment: 04/19</p>
Take action to eliminate problematic or unnecessary plastic packaging		
<p>Pick n Pay has implemented a Sustainable Packaging strategy aimed the reduction of packaging, removal of unnecessary packaging materials, ensuring that packaging is locally recyclable, maximizing recycled content, and providing customers with reusable alternatives where possible. Our objective is to ensure that all problematic or unnecessary packaging is removed by 2025. Pick n Pay has already removed some problematic single use plastics such as plastic straws and earbuds with plastic inners.</p> <p>We have also made various alternative shopping bags available to customers, such as paper bags and compostable bags on a trial basis. Over the short term we will continue to remove and replace unnecessary plastic packaging, as well as work toward embedding our Sustainable Packaging strategy in our product development process.</p>		<p>Specific elimination efforts:</p> <p>PVC - Not reported</p> <p>PVDC - Not reported</p> <p>PS - No Plans to eliminate</p> <p>ePS - No Plans to eliminate</p> <p>Single-use plastic straws - Already eliminated in 2019</p> <p>Single-use plastic cutlery - Plans to eliminate by 2025</p> <p>Single-use plastic bags - No Plans to eliminate</p>

Take action to move from single-use to reuse models where relevant

Stage of implementing reuse models

- Portfolio analysis for reuse opportunities completed
- Piloting of reuse delivery models in progress
- Reuse delivery models in place for a small proportion of products or packaging

A key pillar of our Sustainable Packaging Strategy is moving towards a circular economy by making reusable alternatives available to customers.

Pick n Pay is currently selling the most affordable reusable shopping bag in South Africa, which is manufactured out of Recycled PET fabric. We were also the first Retailer in SA to offer reusable netted fruit and vegetable fresh produce bags.

We will continue to invest in initiatives to drive down plastic bag usage. For instance, in April 2019 we gave away 300,000 reusable PnP bags to customers across the country.

Pick nPay has set a target to increase the number of reusable bags sold as a proportion of all bags sold by 30% by 2025.

Pick n Pay has launched a 'nude' fruit and vegetable produce wall', a dedicated plastic and packaging-free zone in 13 stores across the country as part of a trial to measure customers' readiness to switch from pre-packaged food to loose products.

Plastic waste remains a concern for many customers, and this trial will give them the choice to shop for more everyday fruit and vegetables free from plastic packaging.

Paper bags and reusable netted bags is available to customers at the 'nude' produce wall to complete their plastic-free shopping experience.

100% of plastic packaging to be reusable, recyclable or compostable

Latest year (2025 target): Submitted to the Foundation only (100%)

Percentage (by weight) of total plastic packaging volume, which is:

Reusable, recyclable or compostable:
 Submitted to the Foundation only

Reusable: 1%

Recyclable: Submitted to the Foundation only

Compostable: Submitted to the Foundation only

Recyclability and reusability are two key pillars of our Sustainable Packaging Strategy.

Compostable packaging is not widely available in South Africa and there is insufficient infrastructure to ensure that the packaging will be composted after the packaging has been disposed by customers.

Recyclability is a key requirement for the development of new product packaging and, in order to achieve the commitment, all our internal departments have set specific, time-bound, short term targets to increase the recyclability of product packaging toward the goal of 100% reusability and/or recyclability by 2025.

Pick n Pay is currently participating in the development of a South African Plastic Pact. The methodology and definition of recyclability by packaging and material type will be developed through the SA Plastic Pact and as such we are not in a position to report progress at this stage. It is expected that Pick n Pay will be in a position to report progress from next year. The % progress below is an estimation based on our current data.

Post-consumer recycled content across all plastic packaging used

Latest year (2025 target): Not reported (30%)

Post-consumer recycled content as percentage of total plastic packaging volume, by weight:

2025 target: 30%

Latest year: Not reported

Pick n Pay has set short term, time-bound targets for increasing the recycled content in all packaging. Using recycled content in packaging is fundamentally important in moving toward a circular economy.

For example, our plastic shopping bags are manufactured with 100% recycled content, 60% of which are post-consumer recycled plastic. This equates to more than 3,000 tonnes of recycled plastic used every year.

At this stage, aggregate data for recycled content used in all our packaging is not available. It is expected that the data will be available from next year.

Volume of plastic packaging used

Submitted to the Foundation only

S Group		Reporting details
<p>Annual revenue: USD1 billion - USD10 billion</p> <p>HQ location: Finland</p> <p>Website: https://s-ryhma.fi/</p>	<p>Cooperatives-based retail business focused on both food and consumer goods, a market leader in Finland, with operations also in Russia. Products sold in a variety of different consumer packages, including plastics packaging.</p>	<p>Reporting time frame: January 2018 - December 2018</p> <p>Verification of data: No third-party verification or assurance</p> <p>Joined the Global Commitment: 12/18</p>
<p>Take action to eliminate problematic or unnecessary plastic packaging</p>		
<p>We have specific criteria in place for eliminating harmful plastics; for example, PVC in all our Private Label plastics packaging, the use of oxo-degradable plastic in our Private Label products and packaging, and micro-plastics in our Private Label cosmetic products and detergents are forbidden.</p> <p>We are now finalising the identification of problematic packaging, such as black plastics or laminates that we aim to replace with recyclable alternatives, in all our Private Label products. In addition, as part of our plastic policy, launched in Q3 2018, we aim to eliminate all unnecessary packaging, minimise the use of plastic when other alternatives are possible, and increase renewable and recycled materials. For example, in the packaging of grapes, we decreased the use of plastic by 25% by reducing the thickness of the package. We have also replaced unnecessary plastic trays in fruit packaging with a paper-based alternative.</p> <p>In 2018 we introduced rPET in our Private Label softener bottle - this meant a total of 2 Tonnes of rPET replacing virgin plastic last year alone. During 2019, we will start expanding the use of recycled plastic to cover all our Private Label detergent bottles.</p> <p>To replace problematic EPS boxes, we have piloted cardboard-based EcoFishBoxes in logistics. We aim to minimise the use of EPS boxes and increase the share of fresh fish suppliers using recyclable solutions. On a local level, we have started a pilot project for completely plastic-free coffee cups.</p>		<p>Specific elimination efforts:</p> <p>Carbon black - Plans to eliminate by 2022</p> <p>PVC - Already eliminated</p> <p>PVDC - Already eliminated</p> <p>PS - No plans to eliminate</p> <p>ePS - Plans to eliminate by 2022</p> <p>Single-use plastic straws - Plans to eliminate by 2021</p> <p>Single-use plastic cutlery - Plans to eliminate by 2021</p> <p>Single-use plastic bags - No plans to eliminate</p>

Take action to move from single-use to reuse models where relevant

Stage of implementing reuse models

- Piloting of reuse delivery models in progress
- Reuse delivery models in place for a small proportion of products or packaging

We continuously increase the share of reusable plastic boxes, with a lifespan of nearly 10 years, in the logistics chain of fresh fruits and vegetables. During 2018 we used reusable boxes, replacing single-use ones, used in our logistics chain over 11 Million times, an increase of 140% when compared to the previous year.

Next to single-use shopping bags, we offer our customers reusable alternatives. In 2018 we also introduced a reusable bag for vegetables - simultaneously the demand for small single-use plastic bags for vegetables have dropped by 30% in the past two years and for single-use plastic shopping bags by 3% during last year. Locally in two different cities, we have ongoing pilot projects where customers can choose a shopping bag with a deposit. When returned, in cooperation with local laundry businesses, the bags are cleaned and then returned to stores for repurchase.

To replace single-use food containers, we have also piloted in 2018-2019 locally in selected stores that customers can buy ready-made food from the food counters to their own reusable containers. To encourage customers to reuse already bought detergent bottles, we have refill detergent packages in our Private Label portfolio. We also communicate frequently, for instance on our webpage and in public debate, about the importance of reuse models, for instance the availability of reusable shopping bags and the possibility to reuse also single-use shopping bags.

100% of plastic packaging to be reusable, recyclable or compostable

Latest year (2025 target): Submitted to the Foundation only (100%)

Percentage (by weight) of total plastic packaging volume, which is:

Reusable, recyclable or compostable:
 Submitted to the Foundation only

Reusable: 2%

Recyclable: Submitted to the Foundation only

Compostable: Submitted to the Foundation only

We are working towards a goal that 2022 all our consumer product packaging will be recyclable. We are now finalizing the identification of problematic packaging, such as black plastics, laminates, EPS or PS, that are not recyclable in practice and in scale and can be eliminated from our portfolio and replaced with recyclable alternatives. For example, in 2019 all our Private Label juice bottles, a total of 32 Tonnes of plastic yearly, will be added to the national deposit scheme for PET bottles, with a return rate of 90%. Our Private Label water and soda bottles have been part of the deposit scheme for years.

We are strengthening the use of reusable and compostable models in our selection. For example, the sales of reusable shopping bags increased by 30% in 2018 when compared to 2017. The demand for compostable shopping bags and compostable bags for F&V also increased in 2018. In 2018 we introduced a reusable bag for F&V that was sold over 200 000 pieces during the first year while simultaneously the demand for single-use plastic bags for F&V continued to decrease with 11% from the previous year. Our paper-based bags for pastries are compostable, and in the end of 2019, we are planning to start a pilot in few selected stores with paper bags for bread, where PLA-windows will be replaced with a compostable fully paper-based window.

Reuse models grow most rapidly in logistics -for example in 2018 reusable boxes for fruits and vegetables increased by 140% when compared to 2017.

Post-consumer recycled content across all plastic packaging used

Latest year (2025 target): 19% (30%)

Post-consumer recycled content as percentage of total plastic packaging volume, by weight:

2025 target: 30%

Latest year: 19%

In 2018, 72% of our waste was recycled into new products or packaging and our target is to increase the recycling rate up to 80% by 2020.

As part of our plastic policy, initiated in Q3 2018, we aim to increase recycled materials in the packaging of our product portfolio. For example, during Q3 2019 we will launch new bottles for the juice machines in our stores. The new bottles contain recycled PET and are part of the national deposit scheme for PET bottles.

Increasing recycled content is a priority especially in Non-Food packaging. For example, during 2019, we will start to use recycled plastic in all our Private Label detergent bottles - the total potential is to replace over 30 Tonnes virgin plastic every year. All our plastic shopping bags already now contain recycled plastics and we continuously try to increase the recycled content without jeopardising the durability of the bags - the current share of recycled content in shopping bags is 58%.

In Q4 2019 we will start changing selected virgin plastic containers to RPET containers in the food counters of our stores - this means that yearly around 37 Tons of virgin plastic will be replaced with recycled plastic.

By more effective communication in the product labels we also try to inform our customers of the use of recycled materials in packaging. In Q2 2019, we launched new informative logos that will be applied to the labels of selected products that contain recycled packaging materials.

Volume of plastic packaging used

Submitted to the Foundation only

Progress report does not cover full scope of activities: SOK retail business full scope of activities is covered in the reporting. Other S-group business areas i.e gasoline, restaurant and hotel business are excluded.

Schwarz Group (Lidl & Kaufland)		Reporting details
<p>Annual revenue: > USD10 billion</p> <p>HQ location: Germany</p> <p>Website: Not reported</p>	<p>Schwarz Group (Lidl & Kaufland) is one of the biggest international retailers. Its two retail branches Lidl and Kaufland are mainly located in more than 25 european countries operating over 11.000 stores. A numerous amount of plastic packaging is used in the own branded product portfolio of the retail branches.</p>	<p>Reporting time frame: January 2018 - December 2018</p> <p>Verification of data: No third-party verification or assurance</p> <p>Joined the Global Commitment: 10/18</p>
<p>Take action to eliminate problematic or unnecessary plastic packaging</p>		
<p>By today, we have fully analysed the entire private label portfolio of Lidl and Kaufland, seeking for potential reductions in the use of plastics for packaging material. Through developing and applying a style guide for sustainable packaging that we made available to all our own branded product producers and suppliers, we already realized quick wins with eliminating about 6,000 t of plastic by now and will increase constantly during the ongoing comprehensive redesigning process. Our suppliers are working on first major changes that are going to be implemented by the end of 2020, making big steps towards our ambitious goal to reduce plastics material by at least 20% by 2025.</p> <p>In the area of single-use plastics, we have excelled our set target for 2019 and have now delisted single-use carry bags in 10 more countries (+5 compared to target) so that we have now phased them out in 21 countries. By 2020 we are planning to phase out single-use carry bags sold at the cash desk in all countries Lidl and Kaufland are located in. Other single-use plastic products like straws, cotton buds, cutlery and plates will be delisted and removed from our shelves in more than 25 countries by the end of 2019.</p>		<p>Specific elimination efforts:</p> <p>Carbon black - Not reported</p> <p>PVC - Not reported</p> <p>PVDC - Not reported</p> <p>PS - Not reported</p> <p>ePS - Not reported</p> <p>Single-use plastic straws - Plans to eliminate by 2019</p> <p>Single-use plastic cutlery - Plans to eliminate by 2019</p> <p>Single-use plastic bags - Plans to eliminate by 2020</p>

Take action to move from single-use to reuse models where relevant

Stage of implementing reuse models

Yet to commence reuse opportunity identification process

The goal for 2019 was to start analysing, searching and eventually developing solutions in the area of reuse models. Until today we have established dedicated working groups linked to several action areas in the Schwarz Group's plastics strategy REset that are dealing with different concepts and solutions having potential to move away from single-use to re-use in a sustainable way. In the B2B area, Kaufland already uses reusable boxes for fruit and vegetable delivery and moved away from wooden or other single use boxes.

For our customers, by now we have launched reusable bags for carrying fruit and vegetables already in 24 organisation units of Lidl and Kaufland, being very well on track towards our goal in 2020 to offer reusable bags at all units.

100% of plastic packaging to be reusable, recyclable or compostable

Latest year (2025 target): Not reported (100%)

Percentage (by weight) of total plastic packaging volume, which is:

Reusable, recyclable or compostable:
Not reported

Reusable: Not reported

Recyclable: Not reported

Compostable: Not reported

By the day this report is written, more than 75 Schwarz Group employees have been involved in the international headquarters in dedicated working groups to exchange and develop on potential approaches to increase circularity through increased recyclability. By discussing the best ways to implement promising solutions we are getting closer every day to our goal to close material loops and to implement circular designs in our business operations wherever possible.

As adapting and improving packaging designs is challenging and can be a quite complex task, especially when trying not to trade off one benefit for the other and when having to avoid compromises in important packaging functions, we have developed a comprehensive Style guide for already 8 product groups and all fruit and vegetables. The plan is to provide guidance in the form of an amended style guide for every single part of our product range at Lidl and Kaufland by the end of 2019. This directly supports us in achieving our ambitious goal of having 100% recyclable plastics in our shelves by 2025.

Post-consumer recycled content across all plastic packaging used

Latest year (2025 target): Not reported (20%)

Post-consumer recycled content as percentage of total plastic packaging volume, by weight:

2025 target: 20%

Latest year: Not reported

By 2025 we want to reach 20% of post consumer recycled content on average (by weight) across all plastic packaging used. For all packaging types and all product groups, we are currently running comprehensive data-collection to clearly understand the current status at Lidl and Kaufland with respect to the use of post consumer recycled content in all packaging we offer in our stores. For the part of PET bottles we are producing and recycling ourselves, we have already reached a percentage of 50 to 100%. To underline our commitment especially in the area of PET bottle recycling, both retail brands submitted EU pledges providing target figures for post consumer recycled content

Volume of plastic packaging used

Submitted to the Foundation only

Selfridges		Reporting details
<p>Annual revenue: USD1 billion - USD10 billion</p> <p>HQ location: United Kingdom</p> <p>Website: www.selfridges.com</p>	<p>For over 100 years Selfridges has provided the perfect environment for showcasing the world's most desired luxury brands and today it welcomes customers from around the world to its London flagship, regional stores and selfridges.com. Selfridges champions sustainability through long-term initiative</p>	<p>Reporting time frame: January 2018 - December 2018</p> <p>Verification of data: Third-party verification or assurance process in place for some of the data</p> <p>Joined the Global Commitment: 10/18</p>
<p>Take action to eliminate problematic or unnecessary plastic packaging</p>		
<p>Since 2015 we have been reviewing, removing and replacing problematic and unnecessary plastics in our own label packaging wherever possible, meaning that the bulk of our packaging is paper/card based, or in eg reusable kilner jars or tins. We had been struggling with flexible films, but following a three month trial, at Q2 2019, we have replaced polypropylene flexible films with a cellulose-based home compostable film (Natureflex), saving x kg of plastic per year.</p> <p>Online, we removed LDPE bubble wrap and replaced with Geammi, tissue and paper gum tape in 2018</p> <p>PVC disc stickers are being replaced with paper security stickers in 2019 saving 1.5 tonnes of plastic per annum.</p> <p>Gift cards, currently plastic, are being replaced with paper substrate cards from 1st September 2019</p> <p>We are introducing a concept in 2019 that will remove the need for transit packaging between our Distribution Centre and our stores</p> <p>For Christmas 2019 we are replacing bubble wrap at our gift wrap station with gemmi and paper gum tape.</p> <p>Our individual baubles, previously packed in PET plastic boxes, now come in FSC certified cardboard boxes. This will eliminate 4222 boxes, or 170kg of virgin plastic per annum.</p>		<p>Specific elimination efforts:</p> <p>PS - Already eliminated</p> <p>ePS - Already eliminated</p> <p>Single-use plastic straws - Already eliminated</p> <p>Single-use plastic cutlery - Already eliminated</p> <p>Single-use plastic bags - Already eliminated</p>

Take action to move from single-use to reuse models where relevant

Stage of implementing reuse models

Yet to commence reuse opportunity identification process

We are in the very early stages of considering reuse models within our business. The biggest move is the introduction in 2019 of trolleys to move click and collect stock between our distribution centre and our store, eliminating the need for packaging at all.

In 2015 we banned all single use plastic bottles and introduced fountains, encouraging team members and customers to refill water bottles. We incentivise refillable coffee cups in our team canteen. We also offer a small range of refillable cleaning products.

We are currently briefing plans for a new foodhall (to be launched in 2022) in which refill will be a key concept

2019 we replaced transit shrouds with reusable cotton shrouds, and trialled garment bags for luxury items being collected from our most regular customers for reuse within the business. However, the majority of customers keep these.

Other considerations for future include introduction of a gin bar and brewery where customers will bring refillable bottles to top up.

100% of plastic packaging to be reusable, recyclable or compostable

Latest year (2025 target): Submitted to the Foundation only (100%)

Percentage (by weight) of total plastic packaging volume, which is:

Reusable, recyclable or compostable:
 Submitted to the Foundation only

Reusable: 0%

Recyclable: Submitted to the Foundation only

Compostable: Submitted to the Foundation only

In 2018 we set up a cross-functional Packaging Working Group, recording all elements of our packaging across online and in store packaging, foodhall consumables and our Selfridges Selection range. We have now RAG rated each packaging item as to its material composition and recyclability. The aim of the group is to remove unnecessary plastics where possible (and where responsible alternatives may be found), and then to consider, within remaining unavoidable plastic packaging, recyclability and increasing use of recycled content. Since 2015 we have reduced plastic in these categories wherever possible, leaving our plastic footprint as relatively small: our work has been to replace packaging with paper/card, glass, reusable tin, home compostable cellulose film.

In January 2019 we replaced our garment bags with 100% recycled content, recyclable and reusable garment bags.

In May 2019 we replaced non-recyclable films in our biscuit range with a home compostable cellulose film.

In September 2019 we are moving our deli pots from vegware to 85% rPET.

These items do not affect our reporting data for the submission as they were introduced outside of the 2018 data window.

In terms of outstanding packaging items, our biggest challenges are items like kimble tags for which we are struggling to find alternatives

Post-consumer recycled content across all plastic packaging used

Latest year (2025 target): 0% (20%)

Post-consumer recycled content as percentage of total plastic packaging volume, by weight:

2025 target: 20%

Latest year: 0%

We were previously using industrially compostable vegware for deli and salad pots, and are introducing an 85% rPET pot to replace both in September 2019. These pots account for the largest majority of our consumable plastic packaging at 94%.

We are working with our supplier to increase recycled content to 100% in 2020

We have also now replaced our virgin plastic garment bags with a 100% rPET version.

As both of these initiatives have been introduced in 2019, the 2018 data provided still shows 0% on recycled content

Optional commitments made

We have banned balloons in our back of house operation (previously used for events and visual merchandising). We have also banned all brands from using plastic-based wet wipes on beauty counters.

We are working towards phasing out plastic based glitters by end 2020.

Volume of plastic packaging used

Submitted to the Foundation only

SONAE MC		Reporting details
<p>Annual revenue: USD1 billion - USD10 billion</p> <p>HQ location: Portugal</p> <p>Website: www.sonaemc.com www.sonae.pt www.continente.pt</p>	<p>Sonae MC is the leader in the food retail sector in Portugal. Established in 1985, operates in several business areas, providing multiple high quality products and services at competitive prices through its brands: Continente, Meu Super, BAGGA, Go Natural, Dr. Wells, note!, Well's, Maxmat and ZU.</p>	<p>Reporting time frame: September 2018 - August 2019</p> <p>Verification of data: No third-party verification or assurance</p> <p>Joined the Global Commitment: 02/19</p>
<p>Take action to eliminate problematic or unnecessary plastic packaging</p>		
<p>- Continue our activities of eliminate problematic plastics and reduce fossil origin materials</p> <p>- After identifying all the private label with problematic plastic, we are preparing plans to substitute this for recyclable plastics. Concrete actions:</p> <ul style="list-style-type: none"> a) Reduction by 6 tons of the plastic in the packaging of our battery packs, cutting the unnecessary area of the packaging b) 99% of our lightning bulbs purchases will be made in cardboard boxes instead of plastic blister "" 4Q19. Currently, we've already reduced 2 tons of unnecessary plastic c) Elimination of PVC from private label yogurt packaging and replacement with recyclable materials "" 4Q19 d) Replacement of PVC plastic by PET in a very popular toy "Titucho" packaging to reduce 1 ton of PVC "" 4Q19. <p>Although not related with packaging or plastic, we would like to share relevant actions, such as the following:</p> <ul style="list-style-type: none"> e) By 2020, plastic straws will be progressively replaced by paper and reusable straws (using metal and glass instead) f) The swabs are being progressively eliminated, being replaced by perishable materials. At the moment, 21 tons of plastic were already eliminated by replacing the material of the cotton swabs g) The disposable plastic crockery from our coffee shops operation has been replaced by trays, cups, cutlery and plates of other materials (paper, metal and wood). It has already reduced 38 tons of plastic h) Elimination of the toothpaste cardboard boxes, which will reduce 8 tons per year of unnecessary paper - 3Q19 		<p>Specific elimination efforts:</p> <p>Carbon black - Plans to eliminate by 2025</p> <p>PVC - Plans to eliminate by 2020</p> <p>PS - Plans to eliminate by 2025</p> <p>ePS - Plans to eliminate by 2023</p> <p>Single-use plastic straws - Plans to eliminate by 2020</p> <p>Single-use plastic cutlery - Plans to eliminate by 2020</p> <p>Single-use plastic bags - Plans to eliminate by 2021</p>

Take action to move from single-use to reuse models where relevant

Stage of implementing reuse models

- Piloting of reuse delivery models in progress
- Reuse delivery models in place for a small proportion of products or packaging

- Continue our activities to increase product reusability levels. Some concrete actions are:
- It was launched a new collection of reusable plastic raffia bags 100% recycled material and recyclable. We have achieved the following results:
 - Nr. of Sales: 331 thousand units
 - Virgin Material Savings: 32.8 tons
- With plastic bag return process in online shopping, we promote reusability and customers who return the bags in the next purchase (to the driver/delivery agent) will be credited with the value of the bags in the Continente Card. Since the launch of the project in December 2018, over 19 tons of plastic have been collected.
- Implementation of reusable bags on the Fruits & Vegetables Department pilot in progress
- Implementation of reusable bags on the Bakery Department pilot in progress
- Monetary incentive to the re-use of the shopping bags used on our stationary shops models in place.
- It is also important to emphasize some actions not directly related to packaging, such as:
 - Prioritize space for reusable products and more appealing design betw some products such as plates, cups, straws, salad bowls

100% of plastic packaging to be reusable, recyclable or compostable

Latest year (2025 target): Submitted to the Foundation only (100%)

Percentage (by weight) of total plastic packaging volume, which is:

Reusable, recyclable or compostable:
 Submitted to the Foundation only

Reusable: 7%

Recyclable: Submitted to the Foundation only

Compostable: Submitted to the Foundation only

- One of the main goals for the survey that we are doing is to identify all our own brand products recyclability, in order to:
 - Follow the ambition of having all packaging placed on the market reusable or recyclable in an economically efficient way.
 - Reduce the complexity of the fossil plastic materials used, namely multi-material products, and thereby contribute to recyclability.
- Some concrete actions are:
- Replacement of our plastic sales bag by 80% recycled plastic bags and liable to reusability and recyclability. We have achieved the following results:
 - Nr. of Sales: 26.4 million units
 - Virgin Material Savings: 655.4 tons
 - We achieved the blue angel certification on these articles
 - YPACK project: As already reported before, ypack is an European granted project to develop a compostable packaging based on food waste. By the end of the year, it is predicted to have some pilot running on our stores.
 - 2020 Xmas Gift line packaging review will represent a reduction of 8 tons of PVC

Post-consumer recycled content across all plastic packaging used		Latest year (2025 target): 0% (20%)
<p>Post-consumer recycled content as percentage of total plastic packaging volume, by weight:</p> <p>2025 target: 20%</p> <p>Latest year: 0%</p>	<ul style="list-style-type: none"> • Our overall ambition is to increase the incorporation of secondary (recycled) raw materials into new products packaging, thereby reducing the use of virgin plastic materials. <p>We are still working on some concrete actions:</p> <ul style="list-style-type: none"> • Implementation of meat trays incorporating a minimum of 50% recycled content • Launch two new house cleaning products in 100% recycled packaging Q4 2019 • Implementation of the baking trays incorporating recycled PET with a minimum of 50% recycled plastic • Launch of 100% recycled private label trash bags Q3 2019 • Launch of 100% recycled Auto sunshades. Including the SRP exhibitor. 	
Volume of plastic packaging used		Submitted to the Foundation only

Target Corporation		Reporting details
<p>Annual revenue: > USD10 billion</p> <p>HQ location: United States</p> <p>Website: https://www.target.com/</p>	<p>Target Corporation offers customers, referred to as 'guests', everyday essentials and fashionable, differentiated merchandise at discounted prices. We offer national brand, owned and exclusive brands. Our single-use plastic footprint is made up of products found across all merchandise categories.</p>	<p>Reporting time frame February 2018 - January 2019</p> <p>Verification of data: No third-party verification or assurance</p> <p>Joined the Global Commitment: 10/18</p>
<p>Take action to eliminate problematic or unnecessary plastic packaging</p>		
<p>Target is working to eliminate expanded polystyrene from our owned brand packaging by 2022.</p> <p>As part of our chemical policy, we are working closely with our suppliers and other partners to find better options for our packaging, taking into account the performance, cost and availability of materials. In 2019, we assessed alternatives and innovations to incorporate into our packaging as it becomes available and began to map out pilots for the future.</p> <p>We continue to explore environmentally preferable solutions to single-use plastic bags. In October 2018, we opened our Vermont store without single-use plastic bags at the point of sale. This store is an opportunity for us to test and learn.</p>		<p>Specific elimination efforts:</p> <p>Carbon black - Not reported</p> <p>PVC - Not reported</p> <p>PVDC - Not reported</p> <p>PS - Not reported</p> <p>ePS - Plans to eliminate by 2022</p> <p>Single-use plastic straws - Not reported</p> <p>Single-use plastic cutlery - Not reported</p> <p>Single-use plastic bags - Not reported</p>
<p>Take action to move from single-use to reuse models where relevant</p>		
<p>Stage of implementing reuse models</p> <p><input checked="" type="checkbox"/> Yet to commence reuse opportunity identification process</p>	<p>Target is exploring circular economy operations, and we will share more in the near future.</p>	

100% of plastic packaging to be reusable, recyclable or compostable		Latest year (2025 target): Not reported (100%)
<p>Percentage (by weight) of total plastic packaging volume, which is:</p> <p>Reusable, recyclable or compostable: Not reported</p> <p>Reusable: 0%</p> <p>Recyclable: Not reported</p> <p>Compostable: Not reported</p>	<p>Target commits to use the How2Recycle® label on all owned brand packaging by 2020 (where space allows). As part of our work with the Sustainable Packaging Coalition, we are continuing to look for ways to add the How2Recycle® label to packages. To date we have the How2Recycle label on more than 5,000 owned-brand SKUs.</p> <p>We are intent on driving positive change through collaborations. Partnerships are particularly critical as we aim for true system change and work to enable circularity needed to address the issue of single-use plastic waste. We are working with PepsiCo, P&G, Dow, and others as part of the Materials Recovery for the Future collaborative. Together, we are working to shift to a future in which all flexible packaging, even hard-to-recycle chip and snack bags, can be recycled.</p> <p>Also, at the beginning of 2019, we made a USD2 million commitment to support the Recycling Partnership's Leadership Summit: 50 Cities Driving the Circular Economy. We also provide ongoing infrastructure grants to communities that assist households with the infrastructure, tools and resources they need to make recycling easy and accessible</p>	
Post-consumer recycled content across all plastic packaging used		Latest year (2025 target): 0% (20%)
<p>Post-consumer recycled content as percentage of total plastic packaging volume, by weight:</p> <p>2025 target: 20%</p> <p>Latest year: Not reported</p>	<p>Target will work towards 20% post-consumer recycled content in owned brand products by 2025.</p> <p>The majority of our newly launched brand (April 2019), Everspring, which the majority of packaging bottles contain 50 percent or more post-consumer recycled content. We are using 100 percent post-consumer recycled content for Everspring room spray, foaming hand soap, liquid hand soap, dish soap and spray cleaning products and 50 percent post-consumer recycled content in laundry bottles. All of the post-consumer recycled plastic is sourced domestically. In total, we estimate we will use almost 700,000 pounds of recycled plastic annually</p> <p>Target is exploring environmentally preferable solutions to single-use plastic bags. In the meantime, all plastic bags at Target's checkout lanes are made of at least 40% recycled content (as of June 2019). And as always, guests can recycle any single-use plastic bags they no longer need at our in-store recycling kiosks.</p> <p>As of August 2019, we are using post consumer recycled content in some of our products, but we are not able to report a complete baseline today.</p>	
Volume of plastic packaging used		Not reported

Walmart		Reporting details
<p>Annual revenue: > USD10 billion HQ location: United States Website: https://www.walmart.com</p>	<p>Walmart Inc. is a United States based multinational retail and ecommerce business headquartered in Bentonville, Arkansas. Walmart markets and sells products that use plastic packaging, including our private brands such as Great Value and Equate.</p>	<p>Reporting time frame (year ending): January 2017 - December 2019 Verification of data: No third-party verification or assurance Joined the Global Commitment: [10/18]</p>
Take action to eliminate problematic or unnecessary plastic packaging		
<p>Specific market activities focused on eliminating problematic or unnecessary plastic packaging by 2025 include, but are not limited to:</p> <p>In Walmart U.S. stores:</p> <ul style="list-style-type: none"> • Stores provide recycling bins for plastic bags and other plastic films. • In November 2018, launched a "Pack One More Item" campaign to encourage responsible bagging. This campaign is focused on cashiers and customers, and tracks progress towards the reduction. • Reusable bags have been instructed to replace single-use plastic bags on one side of the bag carousel, prominently displaying these bags for purchase. <p>In our ASDA stores (as reported by ASDA):</p> <ul style="list-style-type: none"> • In March of 2019, ASDA successfully delivered against their initial commitment to reduce plastic usage on own brand products by 10%. 6,500 tonnes (from 2017 baseline) was removed across 180 product ranges affecting over 1,000 products. • In 2018 ASDA removed 820 tonnes of plastic from our fresh produce. ASDA unwrapped 6 million of our swedes, switched 6 million of apple and pear trays from polystyrene to pulp fibre, removed 7 million avocado and 3 million lime trays, and changed any black packaging to clear to maximize its recyclability - to name just a few examples. <p>In our Walmart Central America stores:</p> <ul style="list-style-type: none"> • Launched a customer facing campaign: #sinbolsasporfavor in 2019. Based upon the distribution of bags, this resulted in an estimated 39% reduction vs. LY during Feb-Jun 2019. 		<p>Specific elimination efforts:</p> <p>Carbon black - plans to eliminate by 2025 PVC - plans to eliminate by 2025 PVDC - plans to eliminate by 2025 PS - plans to eliminate by 2025 ePS - plans to eliminate by 2025 Single-use plastic straws: no plans to eliminate Single use plastic cutlery: no plans to eliminate Single-use plastic bags: no plans to eliminate</p>

Take action to move from single-use to reuse models where relevant

Stage of implementing reuse models

Yet to commence reuse opportunity identification process

Specific market activities focused on moving from single-use towards reuse models where relevant by 2025 include:

ASDA (as reported by ASDA):

ASDA is also working to encourage more water and hot drink refills, already offering a 25p price reduction in our cafes when using a refillable cup, selling a zero profit £1 reusable coffee cup, and are partners with City to Seas REFILL campaign with over 270 locations nationally listed on their app.

Walmart U.S.

Walmart U.S. is exploring innovative refill options for our customers:

Online we currently offer a range of cleaning product refills, which reduce the amount of packaging used.

100% of plastic packaging to be reusable, recyclable or compostable

Latest year (2025 target): Submitted to the Foundation only (100%)

Percentage (by weight) of total plastic packaging volume, which is

Reusable, recyclable or compostable: Submitted to the Foundation only

Reusable: 0.04%

Recyclable: Submitted to the Foundation only

Compostable: Submitted to the Foundation only

Specific market activities focused on achieving 100% of plastic packaging is reusable, recyclable, or compostable by 2025 include, but are not limited to:

Distributed the Walmart Recycling Playbook to associates, packaging companies, and national and private brand suppliers. The playbook is available publicly on walmartsustainabilityhub.com

Began hosting a "Design for Plastics Recyclability" Webinar Series, presented by the Association of Plastic Recyclers. APR discussed improvements in design for plastics recyclability.

Walmart U.S. stores offer customers the opportunity to drop off clean and dry plastic bags/film materials for recycling. Various household bag/film materials are accepted as part of this program, including toilet paper/paper towel wraps, dry cleaning bags, shopping bags, and zipper bags.

Communicating recyclability information to the customer

Walmart U.S. has a goal to label 100 percent of our Walmart U.S. food and consumable Private brand packaging with the How2Recycle® label by 2022.

In 2019 Walmart Canada publicly committed to using How2Recycle labelling on all its own private brand products by 2025.

Walmart also is encouraging national brand suppliers to consider using a consumer friendly recycling label, such as the Sustainable Packaging Coalition's How2Recycle label®, to communicate recyclability to our U.S. and Canadian customers.

Post-consumer recycled content across all plastic packaging used

Latest year (2025 target): Submitted to the Foundation only (17%)

Post-consumer recycled content as percentage of total plastic packaging volume, by weight:

2025 target: 17%

Latest year: Submitted to the Foundation only

Walmart does not have full data available on the percentage of recycled content. In most countries we had no recycled content data, and therefore could not report estimate volumes. An important action for us this year is to for us to baseline our global recycled content usage through a private brand supplier survey so that we will be able to track achievements in the coming years.

We have worked on a range of projects to further our plastic recycled content private brand packaging goal. Over the last year, we have:

Distributed the Walmart Recycling Playbook to associates, packaging companies, and national and private brand suppliers. The playbook, which includes information about post-consumer recycled content, is available publicly on walmartsustainabilityhub.com

Began hosting a "Design for Plastics Recyclability" Webinar Series, presented by the Association of Plastic Recyclers. APR discussed design for plastics recyclability and best practices to incorporate post consumer recycled content.

In Canada, we are proud to offer our 500mL Great Value Natural Spring Water in bottles that are made from 100% recycled plastic. We hope to continue to expand our efforts to source post-consumer recycled content where applicable, in our packaging.

Volume of plastic packaging used

Submitted to the Foundation only

Woolworths Holdings Limited		Reporting details
<p>Annual revenue: USD1 billion - USD10 billion</p> <p>HQ location: South Africa</p> <p>Website: www.woolworthsholdings.co.za</p>	<p>Woolworths Holdings Limited is a Southern Hemisphere retail group that trades through three operating subsidiaries: Woolworths Pty (Ltd), Country Road Group Pty (Ltd), and David Jones Pty (Ltd).</p>	<p>Reporting time frame: July 2018 - June 2019</p> <p>Verification of data: No third-party verification or assurance</p> <p>Joined the Global Commitment: 10/18</p>
<p>Take action to eliminate problematic or unnecessary plastic packaging</p>		
<p>We have a number of initiatives underway across our businesses to eliminate unnecessary plastic packaging.</p> <p>Achievements to date:</p> <ul style="list-style-type: none"> We are no longer providing plastic straws and cutlery in our stores and cafes; We are no longer selling plastic-stemmed earbuds in our stores, eliminating 11 million units per annum; We have begun rolling out plastic bag free stores, with the aim of totally phasing out plastic bags across our business by end 2020. We currently have 4 plastic bag free food stores in South Africa. We are replacing the bags with either reusable bags (in our foods business) or paper bags (in our clothing and homeware business). We have removed single use plastic packaging from men's formal shirts. They are now sold unpacked. <p>Looking forward:</p> <ul style="list-style-type: none"> We have begun eliminating PVC from our foods business. This will be a focus for 2019/2020 We have begun eliminating expanded polystyrene from our foods business. We will work on this through to 2022. In the coming year we will be removing our bedding (sheets, pillow covers, duvets and duvet covers) from plastic packaging and replacing them with reusable fabric alternatives. We are working on eliminating plastic in-fill in boxes on e-commerce deliveries 		<p>Specific elimination efforts:</p> <p>PVC - Plans to eliminate by 2022</p> <p>PVDC - Not reported</p> <p>PS - Not reported</p> <p>ePS - Plans to eliminate, no date set</p> <p>Single-use plastic straws - Already eliminated</p> <p>Single-use plastic cutlery - Already eliminated</p> <p>Single-use plastic bags - Plans to eliminate by 2020</p>
<p>Take action to move from single-use to reuse models where relevant</p>		
<p>Stage of implementing reuse models</p> <p><input checked="" type="checkbox"/> Yet to commence reuse opportunity identification process</p>	<p>We are in the early stages of exploring reuse models across our business.</p> <p>In the past year we developed a low cost reusable shopping as an alternative to Single-use plastic bags. The low cost bag joins our extensive range of reusable shopping bags. In the past year we sold 2.4 million reusable bags.</p>	

100% of plastic packaging to be reusable, recyclable or compostable Latest year (2025 target): Submitted to the Foundation only (100%)	
Percentage (by weight) of total plastic packaging volume, which is: Reusable, recyclable or compostable: Submitted to the Foundation only Reusable: Not reported Recyclable: Not reported Compostable: Not reported	We have a number of initiatives in place across the business to ensure that we move to greater recyclability of our packaging. Examples in our Foods business include: <ul style="list-style-type: none"> Coffee - Foil removal on coffee bags (Flexible laminates which contain Aluminium in the make up cannot be recycled) Household & Granary & PET - multilayer to single layer Polyethelyne PVC replacement on produce and protein trials done and planning for broad roll out Replacing Styrofoam trays with paperboard
Post-consumer recycled content across all plastic packaging used Latest year (2025 target): Not reported (30%)	
Post-consumer recycled content as percentage of total plastic packaging volume, by weight: 2025 target: 30%* Latest year: Not reported	We currently have recycled content in over 800 SKUs. We have not yet quantified this as a percentage of packaging by weight. This work is still in progress. *subject to material availability
Volume of plastic packaging used Submitted to the Foundation only	

RETAIL & HOSPITALITY COMPANIES - BELOW USD 1 BILLION ANNUAL REVENUES

A.I.S.E., International Association for Soaps,
Detergents and Maintenance Products • actiam • Adrian
Dominican Sisters, Portfolio Advisory Board • AECOC • Afeka Institute of
Circular Engineering and Economy • AGMPM (Association of the Greek Manufacturers of
Packaging & Materials) • Ahold Delhaize • ALBEA • Algramo • ALPLA Werke Alwin Lehner GmbH &
Co KG • Altheia Sustainable Ocean Fund • Amcor • American Licorice Company • ANIPAC • APK AG • APLM
• Portuense Marine Litter Association • Aptar Group Inc. • Aquapak Polymers Limited • Arca Continental • Archchemics
Ltd • Arup • As You Sow • Asia Pacific Waste Consultants (APWC) • Asociación Chilena para el Fomento de la Economía del
Bien Común - (EBC) • Asociación Nacional de la Industria Química A.C. (ANIQ) • Associação para as Ciências do Mar - APCM •
Atalay Atasu • Avespa • Bangor University • Barilla G. & R. Fratelli SpA • Baum und Pferdgarten • Bell Holding • Bella+Frank • Berkeley
Center for Green Chemistry • Berry Global • bioMASON, Inc. • Biopac UK Ltd • BioPak Pty Ltd • Bioproducts Discovery and Development Centre
(BDDC), University of Guelph, Ontario, Canada • BMO Global Asset Management • BNP Paribas Asset Management • Boomer • Borealis AG • Boston
Common Asset Management • Brightplus Oy • Brunel Pension Partnership Ltd • Burberry Group plc • Burberry Material Futures Research Group from the
Royal College of Art • Buses British Community • C&O Cities Climate Leadership Group • Cabot Corporation • Californians Against Waste • Calouste
Gulbenkian Foundation • CAPTURE • CarbonLITE Recycling • Carrefour • CBPAK Tecnologia S/A • Cedo • CEFLEX • CEMPRE Colombia - Compromiso Empresarial
para el Reciclaje • China Plastic Recycling Association of China Resource Recycling Association • China Plastics Reuse and Recycling Association • Circular Economy
Initiative at KTH Royal Institute of Technology (CE@KTH) • Circular Economy Innovation Centre - USP • CIRCULAR ECONOMY JAPAN • Circular Economy Leadership
Coalition • Circular Sweden • Circularity Capital LLP • Circulate Capital • Circulo Verde • City of Austin • Clarmondial • Cleaning and Hygiene Suppliers Association • Closed
Loop Partners • Coast Impact Fund • Coca-Cola FEMSA • Colgate-Palmolive Company • College of Design and Innovation, Tongji University • Commonsense • Congregation of St.
Joseph • Constantia Flexibles • Core Capital Management LLC • Corn Refiners Association • Creolux • CSSA (Canadian Stewardship Services Alliance Inc.) • Cumpal BV • CupClub
Limited • Custompak Plastic Products 1997 Ltd • Danone S.A. • Daughters of Charity, Province of St. Louise • Delphi's Eco • Department of Economics and Management - Dipartimento di
Scienze Economiche e Aziendali, University of Pavia • Datspak • Diageo • Diagam Corporation • Dignity Health • Dr. Girma Zawdie • Dr. Alysia Garmulewicz, Professor, Universidad de
Santiago de Chile • Dr. Carson Meredith • Dragon Rouge Limited • Dynapack Asia • Earthwatch Institute • Earthwise Group
ECOGESTUS, Waste Management Ltd • Ecoiberia Reciclados Ibericos SA • ECOPIXEL • Ecopod • ecostore • Ecosurety •
Environment Global Facilities • Elemental Impact • ELISAVA Barcelona School of Design and Engineering • Encorp
ENGEL Austria GmbH • Envases Universales de México • Enviro Pride • Environment Department, Ministry of
Energy and Climate Change, Republic of Seychelles • EPRO European Plastics Recycling and Recovery Organisation •
São Simão Ltda • ESG Portfolio Management • Esstly AB • Elica SpA • Responsible Investments • European Investment
Bank • European Recycling Industries' Confederation (EuRIC) • EXCELRISE • Excess Materials Exchange • Exchange
Change Brasil • Faculty of Management, Law and Social Sciences, University of Bradford • Ferrero • Fifth Season Ventures •
Flex Film International BV • Flexible Packaging Europe • Food & Consumer Products of Canada • FoodDrinkEurope • Footprints
Africa • FORWARDone Venture Capital for Hardware • Foundation Recycsol • FrieslandCampina Nederland B.V. • Full Cycle
Bioplastics • Fundación Latinoamérica Verde • Futamura Group • GANNI • gDiapers • Generalitat de Catalunya • Gobierno de la
Ciudad de Buenos Aires • Government of Chile • Government of Grenada • Government of Rwanda • Graham Packaging Company • Granta
Design • Greco & Guerrero • GreenBiz Group Inc. • GreenBlue and the Sustainable Packaging Coalition (SPC) • Greiner AG • GRID-Arendal
GW&K Investment Management • H. Ayuntamiento de Toluca • H&M Group • Henkel AG & Co. KGaA • Hera Group • Hermes EOS • Hi-Cone • High
Speed Sustainable Manufacturing Institute (HSSMI) • HP Inc. • Husky Injection Molding Systems Ltd. • INCOM RECYCLE Co., Ltd. Beijing • Inditex
Indonesian Waste Platform • Indorama Ventures Public Company Limited • Industria Mexicana de Reciclaje S.A. de CV. • ING • INGRUP • innocent
drinks • Insper Instituto de Ensino e Pesquisa • Institut für Kunststofftechnik • Institute for Integrated Quality Design (IQD), Johannes Kepler
University Linz (JKU) • Institute of Development Studies • Institute of Technology Tralee • Instituto Italiano di Tecnologia • International Solid Waste
Association - ISWA • International Union for Conservation of Nature (IUCN) • Internet Fusion Group • IWC Schaffhausen • IWrc • Jabli Packaging
Solutions • JAMES CROPPER PLC • Jan Ravenstijn Biomaterials Consulting • Jane Panty • JAVA MOUNTAIN COPFEE • Johnson and Johnson Consumer
Kaged Kesh Patra Kashitakar Parichay • Keep Scotland Beautiful • KEEP SWEDEN TIDY • Kellogg Company • Kempen Capital • Kemper • Kesari
Keurig Dr Pepper • Kiara S. Winans • Kidlara • Kingfa Sci. & Tech. Co., Ltd. • Kmart Australia Limited • Koppala Packaging Ltd. • L'Oréal • L'OCCITANE en
General Investment Management • Life Cycle Initiative • Life Without Plastic • LIPOR - Intermunicipal Waste Management of Greater Porto, Portugal • LLUK •
London Waste and Recycling Board • Loop • Loop Circular Economy Platform Ltd • Loop Industries • LPP • Man Group • MARE - Marine and Environmental
Marks and Spencer plc • Mars, Incorporated • Material BA-Z, Centro Universitário Belas Artes de São Paulo • Material Economics • Matrix APA (UK) Ltd. •
McDonough Innovation • Melco Resorts & Entertainment • MERA - The Association for Sustainable Manufacturing • Mercy Investment Services, Inc. • METRO AG •
Ministry for the Environment New Zealand • Ministry of Environment and Energy Transition - Portugal • Ministry of the Environment (Peru) • Ministry of the Environment
Environmental Solutions Initiative • MIWA (Mitsumi Waste) • Mobilizer • Mondelēz • Mondelēz Boy Aquarium • Mondelēz Africa •
Cosmetic Cases • National Geographic Partners, LLC • National Recycling Coalition • NATURA COSMETICS • Nature's Path Foods • NaturaWorks • Nestlé • Netherlands Institute for
Ltd. • Noble Environmental Technologies Europe BV • NorthEdge Capital • Notpla Limited • Nova School of Business and Economics • Novamont SpA • NOVAPET • Nuceria Group • Ocean
Oceanographic Institute, Prince Albert II of Monaco Foundation • Okena Servicios Ambientales • Oliver Wyman • One Water • Open Systems Lab • Openbare Vlaamse Afval Maatschappij OVAM • Origin
PepsiCo • Pernod Ricard • PetStar • Philips • Pick n Pay • Pinguimom • Plant Based Products Council • Plant Chicago • Plastic Bank Recycling Corporation • Plastic Collective • Plastic Energy • Plastic Odyssey •
Holding GmbH & Co. KG • POSITIVA • Preserve • Prince Albert II of Monaco Foundation • Prof. Claudio Zara, Department of Finance, Bocconi University • Prof. Richard C. Thompson OBE • Professor Ioannis Ioannou • PROQUIMIA, S.A. • Provenance • PT Evogaia Karya Indonesia • Qualipac • Quantis • Ramani Narayan, MSU University Distinguished
Professor • Rathbone Greenbank Investments • Ravensbourne University London • Fashion Department • RB • Re-Poly, Evertrak, QRS • RecyclePoints • Recycling Technologies • Rediscovery Centre • RePack • Replenish Bottling LLC • RePurpose Global • RES Group • Reusable Packaging Association • Riversimple Movement Ltd • Robeco •
Robert Lochhead, Professor and Director Emeritus of Polymer Science • Rodenburg Biopolymers • Royal Society of Chemistry • Planet Earth • Rubicon Global • S Group • SAMBITO • Samsøe Samsøe • São Paulo City Hall • Saraasin & Partners • SC Johnson • Schneider Electric • School of Management - Politecnico di Milano • Schwarz Group
(Lidl & Kaufland), Scottish Government • Sealed Air Corporation • Searious Business • Selfridges • Shopliss Global Services Spa • Shanghai Rendu Ocean NPO Development Center • SHAPES IN THE SAND • Sidel • Silgan Plastics • SIRONL • Sistema B International • Sky Group • Skyroom London Ltd • Smart Waste Portugal - Business
Development Network • Solid Waste Association of North America • SONAE MC • Sostenibilidad 3R&Es • South Pole • Spedal • SPB • Spinlock • Splosh Ltd. • Stanley Black & Decker • Stella McCartney • Stora Enso • Suez • Superdry Plc • SUST4IN • Sustainable Business Network • Sustainability5 • Svensk Plastindustriförening (SPIF) • SWANIA •
Swire Coca-Cola Ltd • SYSTEMIQ • Taiwan Circular Economy Network (循環台灣基金會) • Target Corporation • Target Australia Limited • Teco Transcontinental, Termoncoogies, SA de CV • TerraCycle • Tetra Pak • The Association of Plastic Recyclers • The Better Packaging Co. • The Bio-D Company Ltd • The City of Copenhagen • The City of
Ljubljana, Slovenia • The Clorox Company • The Club of Rome • The Coca-Cola Company • The Consumer Goods Forum • The Eric and Wendy Schmidt Fund for Strategic Innovation • The Faculty of Entrepreneurship & Innovation - VIA University College • The Finnish Innovation Fund SITRA • The Global Environment Facility • The Government of
France • The Government of the United Kingdom • The Grameen Creative Lab • The Green Earth • The Institute for the Study of Science and Technology, National University of Quilmes (IESCT-UNQ) of Argentina • The Make-Cup Brand Make-Cup Concepts LLC • The Ocean Race • The Recycling Partnership • The Renewal Workshop • The RSA •
The Wallon Government • Think Beyond Plastic • TIPA-Corp • TOMRA Systems ASA • Topolytics • Triciclos • Trillium Asset Management • Tupack Verpackungen Gesellschaft m.b.H • Tupperware • UCL • Ultra Capital • Uncover Skincare BV • Unilever • Universidade de Trás-os-Montes e Alto Douro • Universiteit Gent • University of Edinburgh •
University of Northumbria, Newcastle • University of Portsmouth • UPM Rafiatec • Uppl UpCycling Plastic BV • ValGroup • Veolia • Verstraete in mould labels • Vert Asset Management • Vita Bio/Energy Ltda • Walmart Inc. • Warner Babcock Institute for Green Chemistry • Waste Ventures India Pvt. Ltd. • Waste4Change • Water Unite •
Werner & Mertz GmbH • Woolworths Holdings Limited • World Economic Forum • Worn Again Technologies • WPP • WRAP • Wraprite International Ltd. • World Wildlife Fund (WWF) • Xiamen Luhai Pro-environment Inc. • Zero Waste Shop Moscow • Zespri Group Limited • Zevin Asset Management • ZigZag Global • π = Plastic Pollution Prevention

Algramo	<i>Joined the Global Commitment: 10/18</i>
<p>Algramo started in 2013, we started selling our own Algramo branded products via a network of family owned neighbourhood stores (now 2,000) in low-resource areas of Santiago de Chile. Algramo is now integrating its reusable packaging system with global FMCG brands.</p> <p>Website: https://www.algramo.com</p>	<p>Annual revenue: < USD10 million</p> <p>HQ location: Chile</p> <p>Reporting time frame: January 2018 – December 2018</p> <p>Verification of data: No third-party verification or assurance</p> <p>Volumes: 57.482 metric tonnes of plastic used</p> <p>Data provided is for Algramo's sales from Jan 1 to Dec 31 2018. Includes all plastic packaging.</p>

Elimination progress

<p>In May of 2019, we started integrating Algramo's reusable packaging technology into our first brand partner-Unilever. We have secured Nestle as our second partner and will be focusing on a product packaging type that is virtually impossible to recycle-dog and cat food. We will be selling cat and dog food in reusable/recyclable plastic containers (holding about 12-15kg). Amount of non-recyclable packaging avoided depends on success of the pilot. In 2018, our pet food sales produced 9.19% of all Algramo's packaging-accounting for 5,281.6 kg.This pet food pilot starts in Q3 2019.</p> <p>Since 2016, we have been recycling all of our plastic wrap that comes with all products that arrive on pallets. This plastic wrap typically not recycled averaged 52 kg per month for 2018-in 2018 we recycled 624 kg of this plastic film into garbage bags. On average in 2018, we also recycled 8 kg/month of broken end of life, Algramo packaging (mainly HDPE or PET), for a 2018 total of 96 kg.</p> <p>We provide pallet wrap and end of life containers for free to a local recycler who turns our pallet wrap into garbage bags. These bags are valuable as Chile implemented a national plastic bag ban, making garbage bags more valuable and necessary-since standard plastic bags from grocery stores are going extinct in Chile. We have also got our laundry detergent supplier to agree to recycle their pallet wrap that they receive from Algramo-when our empty 5 litre bottles arrive at the detergent warehouse.</p>	<p>Materials or packaging types eliminated or targeted for elimination:</p> <p>Carbon black – Plans to eliminate by 2020</p> <p>PVC – Already eliminated</p> <p>PVDC - Plans to eliminate by 2020</p> <p>PS - Already eliminated</p> <p>ePS - Already eliminated</p>
--	---

Reuse progress

We launched a home delivery refill model for Unilever liquid laundry detergent & dish washing soap. This project started in mid 2018 and was implemented in May of 2019.

In 2018, we sold 329,410 five litre bottles of liquid laundry detergent in REUSABLE packaging or 1,647,050 litres of detergent. Doing this eliminated the need for 1,647,050 one litre Doy Pack packaging units or 82,352,500, 20-gram sachets worth of detergent. From an impact perspective we are keen to scale Algramo to a major coastal city in Chile.

Algramo is waiting for investment to expand our team so we can establish additional CPG partnerships. With only two full time staff dedicated to Algramo's new pivot, we don't want to formally implement any additional pilots. However, we have early stage partnerships developed with 8 global brands and we will be aggressively be implanting new product types and partnerships as soon as we have financial resources to grow our team and technology development. We will have 100% of Algramo 2.0's co-branded products sold in reusable packaging.

We have started early stage discussions with some of the world's largest packaging producers and plastic resin producers to have customized highly durable plastic bottles/packaging produced. For certain products, when brands and customers request, we will use other packaging materials such as glass, aluminium or stainless steel-all designed for maximized reuse.

Reuse delivery models in place for a significant proportion of products or packaging

100% reusable, recyclable or compostable progress

Our main achievement is launching Algramo 2.0 that is dedicated to using 100% reusable packaging. Our aim is to work with key stakeholders across the CPG and packaging space to collective catalyze reusable packaging systems on a globally significant scale.

For any product that we can't sell in reusable packaging we look for product providers that use lower impact, more sustainable packaging options. For example, in 2018, we started using compostable plastic for our 30/80 gram dried nuts/fruits snacks. However, sometimes the best packaging system is not an attractive option. For example, one of our biggest sources of revenue is dog food. We are not aware of any dog food packaging options that have recyclable packaging. This helped motivate Algramo to create a solution to this problem. We are soon launching dog and cat food with Nestle in reusable packaging. We are proud to soon offer our customers even lower cost pet food from a trusted brand in a manner that eliminates packaging waste.

Recycled content

Latest year (2025 target): 1% (10%)

Increasing recycled content is a low priority for Algramo. We are more interested in creating a new more durable plastic designed for maximized reuse than increasing the percentage of recycled plastic content. We would avoid using recycled content if doing so reduced the durability of our packaging. Since our focus is on reuse, we will not likely be leaders on increasing recycled content into our packaging. We are however dedicated to maximizing the percentage of the packaging that is used in our distribution that can be collected for recycling-so we can provide feedstock for others to increase their recycled content.

Optional commitments

Our focus is catalyzing reusable packaging systems. We are proud to have officially started our pilot with Unilever and to have Nestle soon implemented-using both electric tricycles and Algramo dispensers inside one of Latin America's largest retailers.

Here is a video that showcases our tricycle: https://www.linkedin.com/posts/unilever_the-take-make-dispose-way-of-consuming-activity-6561983852053614592-LrHo/

We also commit to working on reusable packaging solutions for pet food so we can eliminate the largest source of un-recyclable plastics in our supply chain.

Life Without Plastic *Joined the Global Commitment: 02/19*

Established online retail store and wholesale distributor of durable (non-disposable) non-plastic essentials for zero waste everyday living. Products packaged and shipped without plastic.
 Website: <http://lifewithoutplastic.com>

Annual revenue: < USD10 million
 HQ location: Canada
 Reporting time frame: April 2018 – March 2019
 Verification of data: No third-party verification or assurance
 Volumes: Submitted to the Foundation only

Elimination progress

We continue to avoid plastic in all packaging of our own branded products and for the shipping of all our products (our brand and other brands). Some products we sell are from other brands, and where such products may include plastic packaging, we work with the manufacturers to eliminate or move tangibly toward eliminating all plastic packaging.

Materials or packaging types eliminated or targeted for elimination:
 Not reported

Reuse progress

We do not sell any single-use products. We do sell some non-durable, multiple use products, such as soaps, creams, shampoos, sunscreen, toothpaste, lip balm -- they are all packaged in non-plastic packaging (e.g., glass/metal containers or paper/cardboard). In some cases, the tins and glass bottles may be reused by the client for refills of the same product (e.g., silk dental floss) or simply reused for another usage (e.g., reusing a metal lip balm container to store pins or paper clips or whatever).

Portfolio analysis for opportunities completed

100% reusable, recyclable or compostable progress

One of our goals was to require in the written contracts we have with suppliers that there be no plastic packaging in products we source from them, or at least that the packaging be reusable, recyclable or compostable. This is being done for all new product sourcing. We do not have data on percentages of weight of plastic packaging from suppliers that is reusable, recyclable or compostable. It is extremely minimal in our case as we are already requiring our suppliers to use non-plastic packaging for products they supply to us.

Recycled content **Latest year (2025 target): n/a (n/a)**

n/a because we don't use plastic packaging.

Optional commitments

Our other short-term goal (part of our procurement strategy) was to ensure that the order shipments from suppliers are free of plastic packaging, or at least that the packaging is reusable, recyclable or compostable. We check this with every shipment and intend to use third party verification if necessary.

<p>Zero Waste Shop Moscow</p>	<p><i>Joined the Global Commitment: 02/19</i></p>
<p>Zero Waste Shop - is a retail store where we sell food without packaging and non-food products which replace single use items (multiple use straws, coffee cups, wax wraps, menstrual cups, bamboo brushes, dental tablets, etc). We have one off-line store in Moscow (Russia) and on-line store.</p> <p>Website: zerowasteshop.moscowzws.moscow</p>	<p>Annual revenue: < USD10 million HQ location: Russia Reporting time frame: March 2019 – August 2019 Verification of data: No third-party verification or assurance Volumes: Submitted to the Foundation only</p>
<p>Elimination progress</p>	
<ul style="list-style-type: none"> • We changed the process of delivering system with some other suppliers to reuse system instead of delivering in plastic. So the suppliers don't need to use plastic bags to send us the product • We launched the reuse model in our off-line store. Customers could buy food and non-food products in glass jars and bottles and then can return the jar to the store and get the money back. • We changed the location of the store to the more convenient for our customers. The amount of people in Moscow who started to buy without packaging raised in 7 times. • We organized a zero-waste festival with thousands of participants where we provide information how to live without plastic. 	<p>Materials or packaging types eliminated or targeted for elimination: The report submitted indicated that none of the provided commonly identified problematic packaging materials or types was part of the portfolio.</p>
<p>Reuse progress</p>	
<ul style="list-style-type: none"> • We changed the process of delivering system with some other suppliers to reuse system instead of delivering in plastic. • We launched the reuse model in our off-line store. Customers could buy food and non-food products in glass jars and bottles and then can return the jar to the store and get the money back. We plan to distribute this model to on-line store and make a reusable system more comfortable and attractive to the customers. • We offer our customers new multiple use products that could replace single use products. We plan to include new multiple use goods for comfortable lifestyle 	<ul style="list-style-type: none"> <input checked="" type="checkbox"/> Portfolio analysis for opportunities completed <input checked="" type="checkbox"/> Piloting of reuse delivery models in progress <input checked="" type="checkbox"/> Piloting of reuse delivery models completed <input checked="" type="checkbox"/> Reuse delivery models in place for a small proportion of products or packaging <input checked="" type="checkbox"/> Reuse delivery models in place for a significant proportion of products or packaging

100% reusable, recyclable or compostable progress

All plastic packaging that we have in our store is 100% reusable, recyclable or compostable. It is a rule for our suppliers and for us. Before signing a contract with our suppliers we ensure that all packaging that we get from our suppliers follow this rule. We have different stage of desirable package- without packaging - reuse packaging- compostable packaging - recyclable packaging. We prefer to work with first two stages when we are looking for new partners.

Recycled content

Latest year (2025 target): 10% (100%)

- We collect used glass jar from cosmetics with plastic cap for future recycling
- We accept used pens made from recycled Tetra pack for future recycling and remanufacturing.

We would like to clarify which type of plastic in which processes do we have:

- we use package free food
- non-food products for multiple use. These products could contain plastic (cups of cosmetics jars, caps for reusable bottles, pens made from reusable Tetra pack)
- compostable plastic (pela phone cases, bags for dental tablets made from bio-based material)

All the plastic which we sell to customers is about 5-10% of the total amount of plastic that we have in our processes.

Other 90-95% of plastic that we use is:

- reusable plastic containers and bags for delivering products from suppliers to our store (we don't sell them to customers)
- recyclable big bags from suppliers which we send to recycle company after we use it (we don't sell them to customers)

PACKAGING PRODUCERS - ABOVE USD 1 BILLION ANNUAL REVENUES

A.I.S.E., International Association for Soaps,
Detergents and Maintenance Products • actiam • Adrian
Dominican Sisters, Portfolio Advisory Board • AECOC • Afeka Institute of
Circular Engineering and Economy • AGMPM (Association of the Greek Manufacturers of
Packaging & Materials) • Ahold Delhaize • ALBEA • Algramo • ALPLA Werke Alwin Lehner GmbH &
Co KG • Altheia Sustainable Ocean Fund • Amcor • American Licorice Company • ANIPAC • APK AG • APLM
- Portuguese Marine Litter Association • AptarGroup Inc. • Aquapak Polymers Limited • Arca Continental • Archemix
Ltd • Arup • As You Sow • Asia Pacific Waste Consultants (APWC) • Asociación Chilena para el Fomento de la Economía del
Bien Común - (EBC) • Asociación Nacional de la Industria Química A.C. (ANIQ) • Associação para as Ciências do Mar - APCM •
Atalay Atasu • Avespa • Bangor University • Barilla G. & R. Fratelli SpA • Baum und Pferdgarten • Bell Holding • Bella+Frank • Berkeley
Center for Green Chemistry • Berry Global • bioMASON, Inc. • Biopac UK Ltd • BioPak Pty Ltd • Bioproducts Discovery and Development Centre
(BDDC), University of Guelph, Ontario, Canada • BMO Global Asset Management • BNP Paribas Asset Management • Boomer • Borealis AG • Boston
Common Asset Management • Brightplus Oy • Brunel Pension Partnership Ltd • Burberry Group plc • Burberry Material Futures Research Group from the
Royal College of Art • Buisson Community • C&D Cities Climate Leadership Group • Cabot Corporation • Californians Against Waste • Calouste
Gulbenkian Foundation • CAPTURE • CarbonLITE Recycling • Carrefour • CBPAK Tecnologia S/A • Cedo • CEFLEX • CEMPRE Colombia - Compromiso Empresarial
para el Reciclaje • China Plastic Recycling Association of China Resource Recycling Association • China Plastics Reuse and Recycling Association • Circular Economy
Initiative at KTH Royal Institute of Technology (CE@KTH) • Circular Economy Innovation Centre - USP • CIRCULAR ECONOMY JAPAN • Circular Economy Leadership
Coalition • Circular Sweden • Circularity Capital LLP • Circulate Capital • Circulo Verde • City of Austin • Clarmondial • Cleaning and Hygiene Suppliers Association • Closed
Loop Partners • Coast Impact Fund • Coca-Cola FEMSA • Colgate-Palmolive Company • College of Design and Innovation, Tongji University • Commonsense • Congregation of St.
Joseph • Constantia Flexibles • Core Capital Management LLC • Corn Refiners Association • Creolus • CSSA (Canadian Stewardship Services Alliance Inc.) • Cumpal BV • CupClub
Limited • Custompak Plastic Products 1997 Ltd • Danone S.A. • Daughters of Charity, Province of St. Louise • Delphi's Eco • Department of Economics and Management - Dipartimento di
Scienze Economiche e Aziendali, University of Pavia • Datspak • Diageo • Diagam Corporation • Dignity Health • Dr. Girma Zawdie • Dr. Alysia Garmulewicz, Professor, Universidad de
Santiago de Chile • Dr. Carson Meredith • Dragon Rouge Limited • Dynapack Asia • Earthwatch Institute • Earthwise Group
ECOGESTUS, Waste Management Ltd • Ecoiberia Reciclados Ibericos SA • ECOPIXEL • Ecopod • ecoscore • Ecosurety •
Environment Global Facilities • Elemental Impact • ELISAVA Barcelona School of Design and Engineering • Encorp
ENGEL Austria GmbH • Envases Universales de México • Enviro Pride • Environment Department, Ministry of
Energy and Climate Change, Republic of Seychelles • EPRO European Plastics Recycling and Recovery Organisation •
São Simão Ltda • ESG Portfolio Management • Esstly AB • Etilca Sgr • Responsible Investments • European Investment
Bank • European Recycling Industries' Confederation (EuRIC) • EXCELRISS • Excess Materials Exchange • Exchange
Change Brasil • Faculty of Management, Law and Social Sciences, University of Bradford • Ferrero • Fifth Season Ventures •
Flex Film International BV • Flexible Packaging Europe • Food & Consumer Products of Canada • FoodDrinkEurope • Footprints
Africa • FORWARDone Venture Capital for Hardware • Foundation Recycsol • FrieslandCampina Nederland B.V. • Full Cycle
Bioplastics • Fundación Latinoamérica Verde • Futamura Group • GANNI • gDiapers • Generalitat de Catalunya • Gobierno de la
Ciudad de Buenos Aires • Government of Chile • Government of Grenada • Government of Rwanda • Graham Packaging Company • Granta
Solutions • Greco & Guerrero • GreenBiz Group Inc. • GreenBlue and the Sustainable Packaging Coalition (SPC) • Greiner AG • GRID-Arendal
GW&K Investment Management • H Ayuntamiento de Toluca • H&M Group • Henkel AG & Co. KGaA • Hera Group • Hermes EOS • Hi-Cone • High
Speed Sustainable Manufacturing Institute (HSSMI) • HP Inc. • Husky Injection Molding Systems Ltd. • INCOM RECYCLE Co., Ltd. Beijing • Inditex
Indonesian Waste Platform • Indorama Ventures Public Company Limited • Industria Mexicana de Reciclaje S.A. de CV. • ING • INGRUP • innocent
drinks • Insper Instituto de Ensino e Pesquisa • Institut für Kunststofftechnik • Institute for Integrated Quality Design (IQD), Johannes Kepler
University Linz (JKU) • Institute of Development Studies • Institute of Technology Tralee • Instituto Italiano di Tecnologia • International Solid Waste
Association - ISWA • International Union for Conservation of Nature (IUCN) • Internet Fusion Group • IWC Schaffhausen • IWrc • Jabli Packaging
Solutions • JAMES CROPPER PLC • Jan Ravenstijn Biomaterials Consulting • Jane Panty • JAVA MOUNTAIN COPFEE • Johnson and Johnson Consumer
Kaged Kesh Patra Kashitakar Panchayat • Keep Scotland Beautiful • KEEP SWEDEN TIDY • Kellogg Company • Kempen Capital • Kempson • Ketchum • Kishida
Keurig Dr Pepper • Kiara S. Winans • Kidlara • Kingfa Sci. & Tech. Co., Ltd. • Kmart Australia Limited • Koppala Packaging Ltd. • L'Oréal • L'OCCITANE en
General Investment Management • Life Cycle Initiative • Life Without Plastic • LIPOR - Intermunicipal Waste Management of Greater Porto, Portugal • LLUK •
London Waste and Recycling Board • Loop • Loop Circular Economy Platform Ltd • Loop Industries • LPP • Man Group • MARE - Marine and Environmental
Marks and Spencer plc • Mars, Incorporated • Material BA-Z, Centro Universitário Belas Artes de São Paulo • Material Economics • Matrix APA (UK) Ltd. •
McDonough Innovation • Melco Resorts & Entertainment • MERA - The Association for Sustainable Manufacturing • Mercy Investment Services, Inc. • METRO AG •
Ministry for the Environment New Zealand • Ministry of Environment and Energy Transition - Portugal • Ministry of the Environment (Peru) • Ministry of the Environment
Environmental Solutions Initiative • MIWA (Municipal Waste) • Mobil • mobilis • Molsion Coors Brewing Company • Mond • Monterey Bay Aquarium • Mr. Green Africa •
Cosmetic Cases • National Geographic Partners, LLC • National Recycling Coalition • NATURA COSMETICS • Nature's Path Foods • NaturaWorks • Nestlé • Netherlands Institute for
Ltd. • Noble Environmental Technologies Europe BV • NorthEdge Capital • Notpla Limited • Nova School of Business and Economics • Novamont SpA • NOVAPET • Nuceria Group • Ocean
Oceanographic Institute, Prince Albert I of Monaco Foundation • Okena Servicios Ambientales • Oliver Wyman • One Water • Open Systems Lab • Openbare Vlaamse Afval Maatschappij OVAM • Origin
PepsiCo • Pernod Ricard • PetStar • Philips • Pick n Pay • Pinguimom • Plant Based Products Council • Plant Chicago • Plastic Bank Recycling Corporation • Plastic Collective • Plastic Energy • Plastic Odyssey •
Holding GmbH & Co. KG • POSITIVA • Preserve • Prince Albert II of Monaco Foundation • Prof. Claudio Zara, Department of Finance, Bocconi University • Prof. Richard C. Thompson OBE • Professor Ioannis Ioannou • PROQUIMIA, S.A. • Provenance • PT Evogaia Karya Indonesia • Qualipac • Quantis • Ramani Narayan, MSU University Distinguished
Professor • Rathbone Greenbank Investments • Ravensbourne University London • Fashion Department • RB • Re-Poly, Evertrak, QRS • RecyclePoints • Recycling Technologies • Rediscovery Centre • RePack • Replenish Bottling LLC • RePurpose Global • RES Group • Reusable Packaging Association • Riversimple Movement Ltd • Robeco •
Robert Lochhead, Professor and Director Emeritus of Polymer Science • Rodenburg Biopolymers • Royal Society of Chemistry • Planet Earth • Rubicon Global • S Group • SAMBITO • Samsøe Samsøe • São Paulo City Hall • Sarasin & Partners • SC Johnson • Schneider Electric • School of Management - Politecnico di Milano • Schwarz Group
(Lidl & Kaufland) • Scottish Government • Sealed Air Corporation • Searious Business • Selfridges • Seplast Global Services Spa • Shanghai Rendu Ocean NPO Development Center • SHAPES IN THE SAND • Sidel • Silgan Plastics • SIRONL • Sistema B International • Sky Group • Skyroom London Ltd • Smart Waste Portugal - Business
Development Network • Solid Waste Association of North America • SONAE MC • Sostenibilidad 3R&Es • South Pole • Spedal • SPB • Spinlock • Splosh Ltd. • Stanley Black & Decker • Stella McCartney • Stora Enso • Suez • Superdry Plc • SUST4IN • Sustainable Business Network • Sustainability • Svensk Plastindustriförening (SPIF) • SWANIA •
Swire Coca-Cola Ltd • SYSTEMIQ • Taiwan Circular Economy Network (循環台灣基金會) • Target Corporation • Target Australia Limited • TCG Transcontinental • Termoecogibles, SA de CV • TerraCycle • Tetra Pak • The Association of Plastic Recyclers • The Better Packaging Co. • The Bio-D Company Ltd • The City of Copenhagen • The City of
Ljubljana, Slovenia • The Clorox Company • The Club of Rome • The Coca-Cola Company • The Consumer Goods Forum • The Eric and Wendy Schmidt Fund for Strategic Innovation • The Faculty of Entrepreneurship & Innovation - VIA University College • The Finnish Innovation Fund SITRA • The Global Environment Facility • The Government of
France • The Government of the United Kingdom • The Grameen Creative Lab • The Green Earth • The Institute for the Study of Science and Technology, National University of Quilmes (IESCT-UNQ) of Argentina • The Make-Cup Brand Make-Cup Concepts LLC • The Ocean Race • The Recycling Partnership • The Renewal Workshop • The RSA •
The Wallon Government • Think Beyond Plastic • TIPA-Corp • TOMRA Systems ASA • Topolytics • Triciclos • Trillium Asset Management • Tupack Verpackungen Gesellschaft m.b.H • Tupperware • UCL • Ultra Capital • Uncover Skincare BV • Unilever • Universidade de Trás-os-Montes e Alto Douro • Universiteit Gent • University of Edinburgh •
University of Northumbria, Newcastle • University of Portsmouth • UPM Rafiatec • Uppl UpCycling Plastic BV • ValGroup • Veolia • Verstraete in mould labels • Vert Asset Management • Vita Bio/Energy Ltda • Walmart Inc. • Warner Babcock Institute for Green Chemistry • Waste Ventures India Pvt. Ltd. • Waste4Change • Water Unite •
Werner & Mertz GmbH • Woolworths Holdings Limited • World Economic Forum • Worn Again Technologies • WPP • WRAP • Wraprite International Ltd. • World Wildlife Fund (WWF) • Xiamen Luhai Pro-environment Inc. • Zero Waste Shop Moscow • Zespi Group Limited • Zevin Asset Management • ZigZag Global • π = Plastic Pollution Prevention

ALBEA		Reporting details
<p>Annual revenue: USD1 billion - USD10 billion</p> <p>HQ location: France</p> <p>Website: https://www.albea-group.com</p>	<p>Albéa Group is a global leader in beauty and personal care packaging. Our 15000 people serve large and small customers across the world and operates 40 manufacturing facilities in 17 countries. Our offer comprises plastic and laminate tubes, lipsticks, mascara, perfume and lotion pumps and much more.</p>	<p>Reporting time frame: January 2018 - December 2018</p> <p>Verification of data: No third-party verification or assurance</p> <p>Joined the Global Commitment: 10/18</p>
<p>Take action to eliminate problematic or unnecessary plastic packaging</p>		
<p>In its commitment to provide Responsible Packaging, Reduce is Albéa's first priority "" and has been so for many years. Because Albéa manufactures primary packaging, the focus is on reducing the amount of plastic materials, without compromising on overall performance, and ensuring recyclability at the end of life.</p> <p>Looking at packaging, Albéa is optimizing its whole product range. The ultra-light plastic tube THIN-WALL reduces sleeve thickness from 500 µm to 350 µm. The Greenleaf 330 µm web for laminate tubes reduces material usage by 20%. Both technologies can also benefit from SLIM Cap, an eco-designed cap that reduces material consumption by 50% vs our standard cap. When combined in a diameter 50mm plastic tube, SLIM Cap + plastic THIN-WALL lead to 33% weight reduction, while the combination of SLIM Cap + Greenleaf reduces weight by 10%.</p> <p>If all our customers were to switch to these solutions, it could save up to 5,000 tons of plastic annually.</p> <p>Looking at plastic materials, Albéa has decided to phase out styrenic plastics such as ABS and SAN by 2025, since no circular infrastructure exists and in light of safety concerns. Albéa is assessing alternative materials, with focus on recyclable plastics where PCR is available.</p> <p>Additionally, Albea has started work on the elimination of black carbon, which features in its product roadmap for the next 5 years.</p>		<p>Specific elimination efforts:</p> <p>Carbon black - Plans to eliminate by 2025</p>
<p>Take action to move from single-use to reuse models where relevant</p>		
<p>Stage of implementing reuse models</p> <ul style="list-style-type: none"> <input checked="" type="checkbox"/> Portfolio analysis for reuse opportunities completed <input checked="" type="checkbox"/> Piloting of reuse delivery models in progress <input checked="" type="checkbox"/> Reuse delivery models in place for a small proportion of products or packaging 	<p>In its commitment to provide Responsible Packaging, Reuse is Albéa's second priority.</p> <p>Since this represents a step-change in many cosmetic markets, Albéa has screened its whole product portfolio to identify businesses where reuse models would be most relevant and then included development of reusable solutions in its product roadmaps for 2025.</p> <p>Some solutions already exist and are commercial, such as the screw-unscrew perfume pump Spiral which Albéa is rolling out worldwide. Today, this pump allows brands to offer refilling in certain stores.</p> <p>In 2019, following this thorough analysis, Albéa has launched a new refillable lipstick, with no magnet and with no increase of packaging weight vs a standard, non-refillable, lipstick. With such a solution, a minimum of 8.5 tons of plastic would be saved for every million of refill cartridges purchased.</p> <p>The Reuse topic is also central to Albéa's Circular Beauty multi-stakeholder initiative, where it is drawing a lot of interest from customers especially in the make-up and prestige markets.</p>	

100% of plastic packaging to be reusable, recyclable or compostable Latest year (2025 target): Submitted to the Foundation only (100%)	
Percentage (by weight) of total plastic packaging volume, which is Reusable, recyclable or compostable: Submitted to the Foundation only Reusable: 0.1% Recyclable: Submitted to the Foundation only Compostable: Submitted to the Foundation only	<p>Following Albéa's commitment to the New Plastics Economy objectives, strategic product roadmaps have been designed for every product category and end-market, to ensure we deliver on this company commitment by 2025 and propose technically reusable or recyclable solutions for all our customers and segments.</p> <p>At this stage, we agree that compostable packaging is not a priority option for our markets (make-up, body & face care, pharma, fragrance) "" hence our focus on reusability and recyclability.</p> <p>Because both of these objectives are step-changes for the beauty & personal care industry, and often imply a rethink of usages, models and norms, we have launched the Circular Beauty initiative - in Paris first, with objective to rollout in North America and Asia. This initiative aims at bringing together all the stakeholders - brands and material suppliers and infrastructure companies "" to help define together the new rules of cosmetic packaging and ensure that the industry moves from technically reusable or recyclable to effectively reused or recycled.</p> <p>Albéa has also decided to join Ceflex with the aim to contribute to improve the effectiveness of plastic tube recycling.</p> <p>In parallel, Albéa is working to make its Greenleaf oral care & cosmetic laminate tube web recyclable, running recyclability tests with external and approved laboratories.</p>
Post-consumer recycled content across all plastic packaging used Latest year (2025 target): 0.13% (10%)	
Post-consumer recycled content as percentage of total plastic packaging volume, by weight: 2025 target: 10% Latest year: 0.13%	<p>In its commitment to provide Responsible Packaging, Use of PCR is Albéa's fourth priority. Albéa has been using PCR in its tubes for many years, already selling millions of units to customers in Europe and the US.</p> <p>To reach the 10% target, and ensure this is a long-lasting achievement, Albéa is mapping out PCR supply available for HDPE and PP and formalizing its safety and regulatory requirements for PCR use in cosmetic applications. Securing volumes in the long-term and considering new technologies such as chemical recycling are critical to delivering on that 10% target.</p> <p>Today Albéa boasts more than 10 homologated product references with PCR including plastic tubes, lotion & foam dispensing pumps and bottles, perfume samplers, and mascara.</p>
Volume of plastic packaging used Submitted to the Foundation only	

ALPLA Werke Alwin Lehner GmbH & Co KG		Reporting details
<p>Annual revenue: USD1 billion - USD10 billion</p> <p>HQ location: Austria</p> <p>Website: https://www.alpla.com/en</p>	<p>ALPLA is one of the leading companies in the production of high quality custom-made packaging systems, bottles, closures and moulded parts used for food and drinks, cosmetics and care products, household detergents, washing and cleaning agents, pharmaceutical products, engine oils and lubricants.</p>	<p>Reporting time frame: January 2018 - December 2018</p> <p>Verification of data: No third-party verification or assurance</p> <p>Joined the Global Commitment: 10/18</p>
<p>Take action to eliminate problematic or unnecessary plastic packaging</p>		
<p>ALPLA is focusing on a) packaging weight reduction through material savings or alternative material use as well as b) innovating and improving packaging materials to reduce the complexities (i.e. mono-layer packaging rather than multilayer) while maintaining all necessary packaging properties. Furthermore ALPLA started screening the product portfolio regarding an evaluation on problematic packaging, packaging components or packaging constituents.</p> <p>Among multiple projects where ALPLA partnered with its customers to reduce the packaging weight, the following selected examples showcase the efforts done in 2018:</p> <ul style="list-style-type: none"> a) A HDPE personal care bottle produced in Thailand that was reduced from 10g to 8.5g b) A HDPE home care bottle produced in Egypt that was reduced from 15g to 13g c) A PET beverage bottle produced in Mexico that was reduced from 15.5g to 13.5g <p>This effort resulted in an average weight savings of 13.7% for the above mentioned examples.</p> <p>ALPLA innovations such as The Simple One (HDPE) and The Clear One (PET) are the best practice examples of 100% recyclable, mono-layer packaging through minimal material use and maximum performance. https://blog.alpla.com/en/blog/produkte-innovation/less-more-simple-one/12-18</p>		<p>Specific elimination efforts:</p> <p>Carbon black - Plans to eliminate, no date set</p> <p>PVC - Already eliminated</p> <p>PS - Plans to eliminate, no date set</p>
<p>Take action to move from single-use to reuse models where relevant</p>		
<p>Stage of implementing reuse models</p> <p><input checked="" type="checkbox"/> Piloting of reuse delivery models in progress</p>	<p>ALPLA is actively working on multi-use projects for various applications. A key focus is on a PET multi-use bottle for the European market with improved packaging properties. This includes also the use of recycled PE for closures in the beverage sector.</p> <p>Furthermore, ALPLA has initiated activities around search fields and project groups to understand and develop new circular economy solutions for rigid packaging. These activities include material and product development and more importantly the service models that need to be established in order to avoid the deposit of packaging after a single use.</p>	

100% of plastic packaging to be reusable, recyclable or compostable

Latest year (2025 target): Submitted to the Foundation only (100%)

Percentage (by weight) of total plastic packaging volume, which is

Reusable, recyclable or compostable:
Submitted to the Foundation only

Reusable: 0.01%

Recyclable: Submitted to the Foundation only

Compostable: Submitted to the Foundation only

ALPLA screened its global product portfolio by using the best data available. The analysis is based on different design for recycling recommendations and guidelines by e.g. Recyclclass/EPBP, FH Campus Vienna, IK Germany and the German packaging law as well as expert estimations.

ALPLA is developing a standardized evaluation process to simplify the continuous data collection and evaluation process. In particular the development of a database of color and additive usage in a packaging or packaging component.

Post-consumer recycled content across all plastic packaging used

Latest year (2025 target): 9% (25%)

Post-consumer recycled content as percentage of total plastic packaging volume, by weight:

2025 target: 25%

Latest year: 9%

In 2019 ALPLA has already achieved the milestone target of 2020 which is to use 10% recycled content across all packaging solutions produced.

ALPLA increased the total recycling content in our packaging made with recycled material and integrated recycling content into existing packaging models. The best recycling practices show the potential to use up to 100% post-consumer recycled PET content in food-grade as well as non-food grade packaging.

Best recycling practice of using post-consumer recycled HDPE content is:

- 40% for food grade packaging, which are mainly light weight bottles for milk and juice and
- up to 100% for non-food grade packaging solutions, such as body care or home care bottles.

Volume of plastic packaging produced

Submitted to the Foundation only.

Amcor		Reporting details
<p>Annual revenue: USD1 billion - USD10 billion</p> <p>HQ location: Switzerland</p> <p>Website: www.amcor.com</p>	<p>Amcor is a global leader in developing and producing responsible packaging for food, beverage, pharmaceutical, medical, home- and personal-care, and other products. Around 48,000 Amcor people generate USUSD9.5 billion in sales from operations that span about 250 locations in 40-plus countries.</p> <p>In June of 2019 Amcor completed the acquisition of Bemis, a global manufacturer of packaging products. Data in this report represents only the legacy Amcor part of the combined business. We are evaluating the Bemis product portfolio and harmonizing operations and reporting of the two companies. We will report data for the combined company in future reporting cycles after that work is complete.</p>	<p>Reporting time frame: July 2018 – June 2019</p> <p>Verification of data: Third-party verification or assurance process in place for some of the data</p> <p>Joined the Global Commitment: 10/18</p>
<p>Take action to eliminate problematic or unnecessary plastic packaging</p>		
<p>Amcor’s primary focus is to make packaging that best protects our customers’ products, reduces total waste, including food waste, and protects consumers. While we are accomplishing that mission, we are also focused on making the most efficient packaging possible. Through innovation and product redesign, Amcor has been able to reduce the amount of plastic used in several of our products, resulting in the elimination of over 17,000 tonnes of plastic used in our products since our fiscal year 2017. This includes: reducing product weight for several of our flexible packaging products, completing over 35 downgauging projects within our flexible packaging business, and developing several lighter weight containers in our Rigid Packaging business.</p> <p>These examples only include plastic use reduced by redesign of similar packages. It does not capture switches to more efficient formats, for example from rigid packaging to lighter flexible packaging. It also does not capture material reductions when glass or metal packages are converted to plastic, which also offer significant resource savings and waste reduction. In the case of converting from glass or metals, using more plastic is often a better environmental option.</p>	<p>Specific elimination efforts:</p> <p>Carbon black - plans to eliminate by 2025</p> <p>PVC – plans to eliminate by 2025</p> <p>PVDC – plans to eliminate by 2025</p> <p>PS – plans to eliminate by 2025</p>	
<p>Take action to move from single-use to reuse models where relevant</p>		
<p>Stage of implementing reuse models</p> <p><input checked="" type="checkbox"/> Reuse delivery models in place for a small proportion of products or packaging</p>	<p>While still a very small percentage of Amcor’s total business, sales of our reusable and refillable PET containers in markets where refill programs exist have doubled in the last two years.</p> <p>Flexible packaging is generally not itself reusable, it can be an enabler of reuse models, e.g. by providing extremely efficient refill packs for reusable containers and thus eliminating the use of huge amounts of plastic materials. We have several solutions in this space and are evaluating how and where these can be expanded in existing and new business models.</p> <p>We continue to evaluate opportunities for container refill models, in particular for beverage containers, but for other types of packaging as well.</p>	

100% of plastic packaging to be reusable, recyclable or compostable		Latest year (2025 target): Submitted to the Foundation only (100%)
<p>Percentage (by weight) of total plastic packaging volume, which is</p> <p>Reusable, recyclable or compostable: Submitted to the Foundation only</p> <p>Reusable: Submitted to the Foundation only</p> <p>Recyclable: Submitted to the Foundation only</p> <p>Compostable: Submitted to the Foundation only</p>	<p>During the last year, Amcor broadened our range of recyclable products and expanded commercialization trials with several customers.</p> <p>In April 2019 for instance, Amcor launched Amlite Ultra Recyclable, a high-barrier film compatible with Project Barrier and CEFLEX recyclability guidelines (targeting existing polyolefin recycling streams and technologies). Some products are already on the market and trials for additional end-use applications are being conducted now for commercialization. These are covering end-use applications that traditionally cannot be served by recyclable polyolefin-based materials.</p> <p>We also announced the introduction of Amlite Heatflex Recyclable, a high-barrier, heat resistant polyolefin-based film suitable for retort filling processes (an area where to date no recyclable materials are available on the market). Amlite Heatflex will be launched during 2020.</p> <p>In August 2019, Amcor committed to make investments of at least USD50 million in strategic projects to accelerate our sustainability agenda, focused on our commitment to make all of Amcor's packaging recyclable, reusable, or compostable by 2025, use more recycled content, and to increase the amount of our packaging that is collected and recycled. In addition to our normal level of R&D spend, we will fund investments in R&D infrastructure and manufacturing equipment as well as to support our partnerships and open innovation activities.</p>	
Post-consumer recycled content across all plastic packaging used		Latest year (2025 target): 3.2% (10%)
<p>Post-consumer recycled content as percentage of total plastic packaging volume, by weight:</p> <p>2025 target: 10%</p> <p>Latest year: 3.2% (2.9% Prior year)</p>	<p>Amcor increased our use of recycled content across our product portfolio during the year, achieving over 3% across all plastic packaging, and over 5% in our Rigid Packaging portfolio.</p> <p>Amcor is working with our customers to develop roadmaps to achieve our 2025 target. This includes product-testing with various levels of PCR content, capital investments to be able to use more PCR in our plants and working with suppliers to increase the amount of PCR that is available.</p>	
Volume of plastic packaging produced⁶		Submitted to the Foundation only
<p>Link to other published data: In our annual sustainability report, available at www.amcor.com/sustainability</p>		

⁶ In June of 2019 Amcor completed the acquisition of Bemis, a global manufacturer of packaging products. Data in this report, including the amount of resin and PCR used, represents only the legacy Amcor part of the combined business. We are evaluating the Bemis product portfolio and harmonizing operations and reporting of the two companies. We will report data for the combined company in future reporting cycles after that work is complete

AptarGroup Inc.		Reporting details
<p>Annual revenue: USD1 billion - USD10 billion</p> <p>HQ location: United States</p> <p>Website: www.aptar.com</p>	<p>Aptar is a global leader in innovative dispensing, drug delivery and active packaging solutions for the beauty, personal care, home care, prescription drugs, consumer health care, injectables, food and beverage markets.</p>	<p>Reporting time frame: January 2018 - December 2018</p> <p>Verification of data: No third-party verification or assurance</p> <p>Joined the Global Commitment: 12/18</p>
<p>Take action to eliminate problematic or unnecessary plastic packaging</p>		
<p>Aptar, in addition to the previous communication claimed in the New Plastic Economy Global Commitment, is constantly looking for design solutions that can optimize the material compatibility and lightweight of our products. Within our Food+Beverage and Beauty+Home segments, our designers are investigating the reduction of POM and other materials (e.g. silicon valve) that could hinder the recyclability of packaging during end of life recycling.</p>		<p>Specific elimination efforts:</p> <p>Carbon black - Plans to eliminate, no date set</p> <p>PVC - Not reported</p> <p>PVDC - Not reported</p> <p>PS - Not reported</p> <p>ePS - Not reported</p> <p>Single-use plastic straws - Not reported</p> <p>Single-use plastic cutlery - Not reported</p> <p>Single-use plastic bags - Not reported</p>
<p>Take action to move from single-use to reuse models where relevant</p>		
<p>Stage of implementing reuse models</p> <ul style="list-style-type: none"> <input checked="" type="checkbox"/> Piloting of reuse delivery models in progress <input checked="" type="checkbox"/> Reuse delivery models in place for a small proportion of products or packaging 	<p>Aptar has entered into a partnership with Loop, a global circular shopping platform from TerraCycle that delivers consumer products in reusable containers. As part of the partnership agreement, Aptar's President of Food + Beverage, Marc Prieur, will sit on Loop's advisory board. All containers are cleaned, refilled and readied to ship again, creating a hassle-free, sustainable and circular product experience. Aptar currently provides lotion pumps for several of the products found in Loop's online shopping platform.</p> <p>More information can be found at: http://news.aptar.com/sustainability/aptar-announces-partnership-with-terracycles-loop-platform/</p>	

100% of plastic packaging to be reusable, recyclable or compostable **Latest year (2025 target): Submitted to the Foundation only (100%)**

<p>Percentage (by weight) of total plastic packaging volume, which is</p> <p>Reusable, recyclable or compostable: Submitted to the Foundation only</p> <p>Reusable: 1%</p> <p>Recyclable: Submitted to the Foundation only</p> <p>Compostable: Submitted to the Foundation only</p>	<p>Aptar is working to understand the various recycling streams within different regions to identify what should be taken into account during new product development.</p> <p>Aptar, as part of its sustainability strategy, joined the International Solid Waste Association (ISWA) in 2019, with the aim to improve the level of knowledge and expertise on the recyclability of packaging in practice and at scale. We are currently working on a proposal to ISWA that will allow for partnership with the main recycling plants within the regions where Aptar is present. The goal of this partnership is related to understanding the main recycling disruptors and how Aptar products could contaminate or hinder the recycling process. This study will also investigate technology trends and future development on recycling involving the waste management sectors. The outcomes of this partnership will be used within the design of Aptar products in order to improve the recyclability of our current and future offerings, not only for our dispensing systems but the full package.</p> <p>Considering the importance of this topic, in Q3 2019 we completed a pilot study based on an external recyclability assessment of a dispenser. The assessment was performed by an external body and focused on the recyclability of the single dispensing product and the full PET and HDPE bottle packaging. From the results of this, our next steps will be based on the development of Eco-Design tool that will allow for further recyclability assessme</p>
--	--

Post-consumer recycled content across all plastic packaging used **Latest year (2025 target): 0.01% (10%)**

<p>Post-consumer recycled content as percentage of total plastic packaging volume, by weight:</p> <p>2025 target: 10%</p> <p>Latest year: 0.01%</p>	<p>10% recycled content for our dispensing solutions for the beauty, personal care, home care, food and beverage markets.</p> <ul style="list-style-type: none"> • Evolving target due to limited availability of material suitable for our market due to regulatory constraints and customers policies • Aptar is actively working to identify and qualify new technologies <p>Aptar is investigating also mass balance approach (third party certified) in order to use post-consumer resins that meets safety requirements (e.g. food contact certified) thanks to the features of chemical recycling that ensure high quality of post consumer resins.</p> <p>At the moment we are evaluating collaboration with partners thanks to the participation of appropriate working groups in the CE100 Co.Projects</p>
--	--

Volume of plastic packaging produced Submitted to the Foundation only

Progress report does not cover full scope of activities: Aptar is not reporting and taking into consideration the Pharmaceutical solutions due to very rigid regulatory requirements for health and safety.

Arca Continental		Reporting details
<p>Annual revenue: USD1 billion - USD10 billion</p> <p>HQ location: Mexico</p> <p>Website: http://www.arcacontal.com/en.aspx</p>	<p>Arca Continental produces, distributes and sells non-alcoholic beverages under The Coca-Cola Company brand, as well as snacks under the brands of Bokados in Mexico, Inalecsa in Ecuador and Wise and Deep River in the United States.</p>	<p>Reporting time frame: January 2018 - December 2018</p> <p>Verification of data: Third-party verification or assurance process in place for some of the data</p> <p>Joined the Global Commitment: 10/18</p>
<p>Take action to eliminate problematic or unnecessary plastic packaging</p>		
<p>We have taken relevant measures and made considerable investments in the countries where we operate to reintroduce our packaging into our value chain at the end of its life cycle.</p> <p>In 2018, our main achievements in each region where we operate, were as follows:</p> <p>IN MEXICO</p> <p>13 production centers certified as Zero Waste, National Quality Award: PetStar, We launched the Ciel blue bottle, made 100% out of food grade recycled PET.</p> <p>IN ECUADOR</p> <p>Through the DAR volunteer program, we signed agreements with authorities and the National Recyclers Network to improve economic and social conditions for garbage collectors while at the same time strengthening the PET recycling strategy.</p> <ul style="list-style-type: none"> • Sustainable shared value strategy • Dignified access to recyclable material • We plan to extend the program to the rest of the country, benefiting more than 1,500 Ecuadorian families • Tonicorp received the "Mucho Mejor" _ certificate for plastic products that come in contact with food, with a AAA score. <p>IN PERU: In collaboration with The Coca-Cola Company, we signed a first voluntary agreement for clean production with the local government which includes: Incorporating recycled materials in the production of new packaging, Reusing glass bottles, Promoting recycling for plastic packaging</p> <p>IN THE U.S.</p> <p>In collaboration with local NGO Keep Texas Beautiful we put together the Weekend Without Waste during which we had an impact on 100,000 Texans and collected more than 70,000 bottles and cans to be recycled.</p>		<p>Specific elimination efforts:</p> <p>Single-use plastic straws - Plans to eliminate by 2025</p>

Take action to move from single-use to reuse models where relevant

Stage of implementing reuse models

- Portfolio analysis for reuse opportunities completed
- Piloting of reuse delivery models completed
- Reuse delivery models in place for a significant proportion of products or packaging

Innovative Packaging: The universal returnable bottle that can be interchanged for other brands, making it easy for consumers to use, was very successful in Peru. This contributes to the company's environmentally friendly efforts regarding returnable packaging.

We are fully aware of the great challenges we face in our effort to exploit resources rationally. We always favor operations and processes that minimize the environmental footprint of our operations, including the life cycle of our products, packaging, and services.

The Arca Continental Sustainable Packaging Principles are applicable at all our operations and every country where the company is present. To analyze the environmental footprint of all our packaging, both primary and secondary, we classify the materials and uses of the packaging under two dimensions: number of packaging uses and number of lives of the material.

A single life and a single use, we will avoid this category in all packages and product designs in the future, both primary and secondary. Packages or products that are currently in this category will be redesigned.

100% of plastic packaging to be reusable, recyclable or compostable

Latest year (2025 target): 98% (100%)

Percentage (by weight) of total plastic packaging volume, which is

Reusable, recyclable or compostable: 98%

Reusable: 3.7%

Recyclable: 98%

Compostable: 0%

In 2018, the Coca-Cola System announced its World Without Waste goals, stating that by 2030:

1. Our packaging will be 100% recyclable.
 2. Our packaging will contain at least 50% recycled materials.
 3. We will promote the collection of 100% of the packaging we send out into the market.
- Additionally, and in accordance with our principles, Arca Continental commits to:
4. Reduce to zero the primary packaging materials of a single life and use by 2025.
 5. Reduce to zero the secondary packaging materials of a single life and use by 2030.
 6. Evaluate the environment footprint of the 100% life cycle of the materials and processes related to the primary packaging of a single life or a single use against economically viable options by 2025.
 7. Evaluate the environmental footprint of the 100% life cycle of materials and processes related to the secondary packaging of a single life or a single use against economically viable options by 2030.
 8. Have at least 25% of primary packaging materials in the multiple lives and uses category for 2025.
 9. Promote collection and recycling schemes with authorities, NGOs and the community.

In 2018 our company became a signatory of The New Plastics Economy Global Commitment: Signatory Pack, led by the Ellen MacArthur Foundation and UN Environment. This agreement, which aims to stop pollution from plastics, was signed by PetStar, ECOCE, and Coca-Cola, and promotes the creation of solutions for plastic packaging production and management.

Post-consumer recycled content across all plastic packaging used

Latest year (2025 target): 21.3% (20%)

Post-consumer recycled content as percentage of total plastic packaging volume, by weight:

2025 target: 20%

Latest year: 21.3%

A part of the Coca-Cola System, Arca Continental is committed to the goals of stated in World Without Waste that the company announced early 2019. In these goals, Arca Continental is committed to achieving before 2030:

- 1. To recover the equivalent of 100% of the materials of the primary packaging that we place in the market.
- 2. Incorporate 50% recycled material into our primary packaging.
- 3. That our primary packaging is 100% recyclable.

Optional commitments made

Since 2018, the Coca-Cola system, including Arca Continental, has organized or attended 4 Global Panels of best practice sharing and think tanks regarding circular economy. Arca Continental is piloting a model where public space users can donate their packages in favor of their public space, as a form of donation that will lately translate in better equipment and maintenance to the public space they normally use.

Since 2018, PetStar has been working on the development and implementation of policies, procedures, mechanisms and specific actions related to their Action Plan and within the Inclusive Collection Model with a view to ensuring that their supply chain is free of child labor, which show the company's commitment to this topic. They have implemented and developed in three communities some programs to ensure that pickers' children are provided with education and healthcare while their parents are working. (Verified by Verité)

Volume of plastic packaging produced

Submitted to the Foundation only

Berry Global, Inc		Reporting details
<p>Annual revenue: > USD10 billion</p> <p>HQ location: United States</p> <p>Website: www.berryglobal.com</p>	<p>Berry Global Group, Inc. is committed to its mission of "Always Advancing to Protect What's Important" and proudly partners with its customers to provide them with value-added protective solutions that are increasingly light-weighted and easier to recycle or reuse.</p>	<p>Reporting time frame: January 2018 - December 2018</p> <p>Verification of data: No third-party verification or assurance</p> <p>Joined the Global Commitment: 06/19</p>
<p>Take action to eliminate problematic or unnecessary plastic packaging</p>		
<p>At Berry, we have been developing recyclable alternatives to replace non-recyclable packaging for many years. Recent examples include our Entour™ line of PE films, designed to be recyclable with PE bags and development of a "strawless" drink cup lid to eliminate the need for straws. We are continuing to develop widely recyclable packaging to replace less recyclable alternatives.</p> <p>We have committed to develop a widely recyclable alternative for each of our PS product lines by the end of 2020. Our initial focus has been on developing PP coffee pods to replace PS coffee pods as well as PP drink cup lids to replace PS drink cup lids.</p> <p>We also see lightweighting as a key strategy for eliminating unnecessary plastic packaging. Lightweighting has been at the core of our packaging business in both rigid and flexible packaging, and is a core benefit of plastics.</p>		<p>Specific elimination efforts:</p> <p>Carbon black - Not reported</p> <p>PVC - Not reported</p> <p>PVDC - Not reported</p> <p>PS - Plans to eliminate by 2025</p> <p>ePS - Not reported</p> <p>Single-use plastic straws - Not reported</p> <p>Single-use plastic cutlery - Not reported</p> <p>Single-use plastic bags - Not reported</p>
<p>Take action to move from single-use to reuse models where relevant</p>		
<p>Stage of implementing reuse models</p> <p><input checked="" type="checkbox"/> Piloting of reuse delivery models completed</p> <p><input checked="" type="checkbox"/> Reuse delivery models in place for a small proportion of products or packaging</p>	<p>We have commercialized multiple reusable packages in the past and are eager to partner with customers on new reusable packaging applications and models.</p> <p>We have committed to evaluate all of our product lines by the end of 2020 to determine the best potential markets for reusable packaging.</p>	

100% of plastic packaging to be reusable, recyclable or compostable

Latest year (2025 target): Submitted to the Foundation only (100%)

Percentage (by weight) of total plastic packaging volume, which is

Reusable, recyclable or compostable:
 Submitted to the Foundation only

Reusable: 0%

Recyclable: Submitted to the Foundation only

Compostable: Submitted to the Foundation only

We have been taking steps for several years to transition the market to packaging that is recyclable in today's infrastructure, and we will continue to do so.

Most of our efforts have focused on developing PP alternatives to PS packaging, including coffee pods as well as drink cups and lids.

In addition to this, we are also developing new technologies, such as our Entour line of PE pouches. Entour was designed with recycling in mind - developed to be compatible with the existing PE bag recycling stream.

Post-consumer recycled content across all plastic packaging used

Latest year (2025 target): 0.1% (10%)

Post-consumer recycled content as percentage of total plastic packaging volume, by weight:

2025 target: 10%

Latest year: 0.1%

Berry Global is committed to recycling and the transition to a circular economy. We use post-consumer recycled content in a wide variety of our product lines and have been active in encouraging customers to adopt products with post-consumer recycled content.

One of our recent successes has been the launch of our Verdant™ product line. Verdant is comprised of PE, PP, and PET packaging with 10% - 100% post-consumer recycled content, specifically:

Tubes:

- Laminated tubes with up to 75% PCR
- Extruded tubes with up to 25% PCR

Bottles:

- PET bottles with 25% to 100% PCR
- HDPE bottles with 10% to 100% PCR

Jars:

- Available in single-, double- and heavy wall variety, in up to 100% PCR

Complementary Closures:

- Continuous thread closures/non-flip top with up to 100% PCR
- Flip top closures with up to 50% PCR (color limitations apply with greater than 10% PCR)
- Overcaps with up to 100% PCR for black and grey overcaps (up to 50% for other colors)

Volume of plastic packaging produced

Submitted to the Foundation only

Coca-Cola FEMSA		Reporting details
<p>Annual revenue: USD1 billion - USD10 billion</p> <p>HQ location: Mexico</p> <p>Website: https://www.coca-colafemsa.com/</p>	<p>Largest Coca-Cola franchise bottler in the world by sales volume with a significant use of PET bottles in our packaging mix.</p>	<p>Reporting time frame: January 2018 - December 2018</p> <p>Verification of data: Third-party verification or assurance process in place for some of the data</p> <p>Joined the Global Commitment: 10/18</p>
<p>Take action to eliminate problematic or unnecessary plastic packaging</p>		
<p>For over 20 years, we've focused in only using the plastic necessary to guarantee the safety of our products. In 2018 we started a standardization process in our Secondary packaging category for all our operations in 10 countries, which represented savings of over USD15 M USD, During 2019, and rolling out into 2020, we will start to incorporate pilot tests for phasing out our plastic straws for other alternatives such as paper straws, bio-based and biodegradable.</p> <p>All this while also considering our continuous effort towards using less and less plastic in our primary packaging (bottles and beverage containers) saving over 100 thousand tonnes of PET and incorporating over 270 thousand tonnes of recycled PET resin in our bottles since 2010.</p>		<p>Specific elimination efforts:</p> <p>Single-use plastic straws - Plans to eliminate by 2020</p>
<p>Take action to move from single-use to reuse models where relevant</p>		
<p>Stage of implementing reuse models</p> <ul style="list-style-type: none"> <input checked="" type="checkbox"/> Portfolio analysis for reuse opportunities completed <input checked="" type="checkbox"/> Piloting of reuse delivery models completed <input checked="" type="checkbox"/> Reuse delivery models in place for a significant proportion of products or packaging 	<p>It typically makes more sense for multi-serve presentations to be reusable. Throughout our history, we've been using glass as a bottle for our beverages and also refillable PET. During 2018, we increase our capabilities for reusable packaging by adding 3 new production lines in our operations with a strategy that allows said production lines to bottle instinctively glass or plastic. In Carbonated Soft Drinks, our packaging mix now is comprised of over 30% reusable packaging.</p>	

100% of plastic packaging to be reusable, recyclable or compostable

Latest year (2025 target): 99% (100%)

Percentage (by weight) of total plastic packaging volume, which is

Reusable, recyclable or compostable: 99%

Reusable: 15%

Recyclable: 99%

Compostable: Submitted to the Foundation only

All of our packaging that is considered single-use is technically recyclable because of its physical and chemical properties, however we recognize that in some cases, although recyclable, the plastic material might not be collected and properly recycled. Considering this, as per the last recyclability assessment of the Coca-Cola System to our single-use plastic packaging, 99% of our single-use plastic packaging is recyclable, with the small exception of the labeling that might or might not be recycled in its entirety because of the logistics involved in its handling vs. the intrinsic value of the material.

Furthermore, 2018 is the year that we launched a 100% recycled resin bottle for our Ciel water brand. 2018 also marks the year in which we started fostering the circular economy of plastics recycling in all the countries in which we have business by having a multi-disciplinary, multi-stakeholder approach based on the experience that we have amazed by the 17 years of successfully increasing plastic collection rates in Mexico through ECOCE.

Post-consumer recycled content across all plastic packaging used

Latest year (2025 target): 20.8% (25%)

Post-consumer recycled content as percentage of total plastic packaging volume, by weight:

2025 target: 25%

Latest year: 20.8%

We've established the commitment of including 50% of recycled content in our PET bottles and are happy to say that by the end of 2018 we are currently using 21% post-consumption recycled resin in our bottles and have a great outlook to close 2019 with 25% use. We've achieved this by engaging with our resin suppliers and asking them to include more recycled content in the products they sell to us and also engaging with other partners in the plastics value chain to develop infrastructure such as: collection centers and aggregators, new recycled resin lines, own recycling infrastructure such as in the case of Misión Planeta in Costa Rica, and also by developing Circular Economies around plastic in the countries in which we do business by adapting and replicating the ECOCE recycling model that we, in conjunction with other partners in the industry, started in 2002 and that made possible collection rates of 56% in Mexico. We also developed the first bottle-to-bottle PET recycling facility in LATAM in 2005, ensuring that the recycled resin is used in food-grade applications after its recycling, and that is also a model that we are exploring to replicate in other markets.

Volume of plastic packaging produced

Submitted to the Foundation only

Constantia Flexibles		Reporting details
<p>Annual revenue: USD1 billion - USD10 billion</p> <p>HQ location: Austria</p> <p>Website: https://www.cflex.com/</p>	<p>Constantia Flexibles is one of the world's largest producers of flexible packaging (consumer & pharma) and a global market leader in a number of product lines, such as confectionery packaging, die-cut lids for dairy products, and aluminium packaging systems for processed human and animal food.</p>	<p>Reporting time frame: January 2018 - December 2018</p> <p>Verification of data: Plans for third-party verification or assurance in development</p> <p>Joined the Global Commitment: 10/18</p>
<p>Take action to eliminate problematic or unnecessary plastic packaging</p>		
<p>To provide internal stakeholders with the necessary background information to discuss product options and to work towards the achievement of Constantia Flexibles 100% recyclability target, we developed a comprehensive recyclability guidance document.</p> <p>This document addresses essential knowledge with regard to flexible packaging recycling. It provides details on the regulatory context, data on the packaging recycling market, available sorting/recycling technologies and common criteria of standards/guidelines on designing packaging to be recyclable.</p> <p>These criteria also include information on problematic or non-recyclable plastics. By applying design guidelines and strengthening development efforts, we will advance new innovations with the aim to eliminate these materials. By enabling mono-materials to match functionality of multi-materials, complex multi-layer structures that cannot be recycled will be avoided where possible.</p> <p>This means that over the next 3 years, a major share of our film-based packaging, currently considered non-recyclable "" mostly due to complex specifications, including materials such as PVC and PET - is going to be changed/replaced by: 1) Change of customer specifications or transition to other materials, 2) Push innovations: completely redesigning/rethinking the products we are currently offering.</p>		<p>Specific elimination efforts:</p> <p>Carbon black - Plans to eliminate, no date set</p> <p>PVC - Plans to eliminate, no date set</p> <p>PVDC - Plans to eliminate, no date set</p> <p>PS - Plans to eliminate, no date set</p>
<p>Take action to move from single-use to reuse models where relevant</p>		
<p>Stage of implementing reuse models</p> <p><input checked="" type="checkbox"/> Yet to commence reuse opportunity identification process</p>	<p>Reuse models are not applicable for Constantia Flexibles' primary packaging, as we are only producing flexible packaging.</p> <p>However, we offer refill packaging that supports the refilling and therefore the reuse of rigid packaging. The use of these refill options leads to the substitution of other plastic packaging which contains a much higher plastic content compared to flexibles. We are well aware that auxiliary products are not considered reusable packaging as per the definition, but we want to point out that these still have an indirect impact, helping to reduce overall material by supporting the reuse of rigid packaging.</p> <p>That is why we have established an own business unit solely responsible for the hygiene and home & personal care market where these products are applied.</p> <p>With regard to our secondary and tertiary packaging, Constantia Flexibles has reuse models in place, e.g. cores for supplying reel fed materials to our customers. Standardized dimensions (diameter length) are taken back and can be continuously reused for other orders/shipments. In addition, we are in the progress of increasing the use of renewable materials for our secondary and tertiary packaging, such as cores and pallets.</p>	

100% of plastic packaging to be reusable, recyclable or compostable

Latest year (2025 target): Submitted to the Foundation only (100%)

Percentage (by weight) of total plastic packaging volume, which is

Reusable, recyclable or compostable: Submitted to the Foundation only

Reusable: 1.5%

Recyclable: Submitted to the Foundation only

Compostable: Submitted to the Foundation only

To provide internal stakeholders with the necessary background information to discuss product options and to work towards the achievement of Constantia Flexibles 100% recyclability target, we developed a comprehensive recyclability guidance document.

This document addresses essential knowledge with regard to flexible packaging recycling. It provides details on the regulatory context, data on the packaging recycling market, available sorting technologies and common criteria of standards/guidelines on designing packaging to be recyclable.

Based on these criteria, Constantia Flexibles completed the detailed assessment of its entire product portfolio in 2019 to identify non-recyclable structures and is in the process of developing a roadmap to address each of these.

To fulfil our commitment, Constantia Flexibles recently invested in a new greenfield site in India, a modern plant entirely dedicated to more sustainable packaging. The plant will go operational in 2019 and is going to produce only recyclable laminates. The EcoLam products (of the ecolutions family) are mono-polymer laminates based on PE, making the products recyclable due to their mono-material structure. In addition, the carbon footprint is approximately 32% smaller than that of comparable products.

Already over the next 3 years, approximately 33% of our film-based based packaging turnover will be replaced by products such as ecolutions, supporting us to achieve our commitment of 100% recyclability by 2025.

Post-consumer recycled content across all plastic packaging used

Latest year (2025 target): 1% (<5%)

Post-consumer recycled content as percentage of total plastic packaging volume, by weight:

2025 target: 5%

Latest year: 1%

Constantia Flexibles aims to increase the recycled content share in its secondary packaging.

Due to legal constraints, such as food contact regulations, Constantia Flexibles cannot use recycled content in its products. Depending on future legislation and developments, Constantia Flexibles aims to increase the share of recycled content also in its primary products - where legally and technically possible (e.g. for certain home and personal care products); first product innovations are already in the pipeline.

Volume of plastic packaging produced

Submitted to the Foundation only

Envases Universales de México		Reporting details
<p>Annual revenue: USD1 billion - USD10 billion</p> <p>HQ location: Mexico</p> <p>Website: http://www.envasesuniversales.com</p>	<p>Envases Universales Group main goal is to provide high quality packaging and services for a variety of food, beverage, home and personal-care, pharmaceutical, cosmetics and other products.</p> <p>Through our three divisions; PET, Aluminum, and Food & Industrial Packaging.</p>	<p>Reporting time frame: August 2018 - July 2019</p> <p>Verification of data: No third-party verification or assurance</p> <p>Joined the Global Commitment: 02/19</p>
<p>Take action to eliminate problematic or unnecessary plastic packaging</p>		
<p>We have been running pilot trials to lightweight part of our portfolio, implementing new base designs and preform designs. In the mentioned time period, we have optimized weight in three bottle designs, that are now in production light-weighted. These implementations in other formats will continue until 2021.</p> <p>We have run trials in clear PET to eliminate unnecessary barrier additives when possible. Collaborating with our customers this July we were able to eliminate additives from five presentations. A sixth project is under shelf life evaluation, to implement by Q4 2019.</p>		<p>Specific elimination efforts:</p> <p>The report submitted indicated that none of the provided commonly identified problematic packaging materials or types was part of the portfolio.</p>
<p>Take action to move from single-use to reuse models where relevant</p>		
<p>Stage of implementing reuse models</p> <ul style="list-style-type: none"> <input checked="" type="checkbox"/> Portfolio analysis for reuse opportunities completed <input checked="" type="checkbox"/> Piloting of reuse delivery models completed <input checked="" type="checkbox"/> Reuse delivery models in place for a small proportion of products or packaging 	<p>We launched two new refillable CSD bottle formats, that are under trials. We will have them available for customers by Q4 2019.</p> <p>We are developing other refillable formats to launch in 2020 in the territories were the infrastructure is available.</p> <p>In the mentioned previous 12-month period we started production in a new region with refillable water jugs.</p>	

100% of plastic packaging to be reusable, recyclable or compostable		Latest year (2025 target): Submitted to the Foundation only (100%)
<p>Percentage (by weight) of total plastic packaging volume, which is</p> <p>Reusable, recyclable or compostable: Submitted to the Foundation only</p> <p>Reusable: 2.4%</p> <p>Recyclable: Submitted to the Foundation only</p> <p>Compostable: Submitted to the Foundation only</p>	<p>We will achieve this by continue supporting refillable bottle developments and having the production capability for the customer that are incorporating reusable models.</p> <p>When possible, we will advise our customers on eliminating unnecessary barriers and pigments to ease the recyclability process. As we have done for ongoing projects, to finish implementing in production by the end of 2019.</p> <p>Our target is focused in increase recyclability, rather than implementing compostable alternatives.</p>	
Post-consumer recycled content across all plastic packaging used		Latest year (2025 target): 10.3% (25%)
<p>Post-consumer recycled content as percentage of total plastic packaging volume, by weight:</p> <p>2025 target: 25%</p> <p>Latest year: 10.3%</p>	<p>In the last 6 months we have enabled our customers to run trials with 25% of PCR when possible, some of them are still under evaluation.</p> <p>By Q4 2020 we are expecting to incorporate PCR in HR portfolio.</p> <p>The biggest increase toward our 2025 target will be in the second semester of 2020 when we will have our own operation in bottle to bottle recycling, that we will fully incorporate in our portfolio.</p>	
Volume of plastic packaging produced		Submitted to the Foundation only

Graham Packaging Company		Reporting details
<p>Annual revenue: USD1 billion - USD10 billion</p> <p>HQ location: United States</p> <p>Website: https://www.grahampackaging.com</p>	<p>Graham is a worldwide leader in the design, manufacture and sale of sustainable packaging for a variety of branded markets, including food and beverage, household and automotive lubricants. Graham produces more than 16 billion container units annually at almost 70 plants around the world.</p>	<p>Reporting time frame: January 2018 - December 2018</p> <p>Verification of data: No third-party verification or assurance</p> <p>Joined the Global Commitment: 04/19</p>
<p>Take action to eliminate problematic or unnecessary plastic packaging</p>		
<p>We do not manufacture plastic straws, cutlery, or carrier bags. We also do not make any packaging using PVC, PVDC, PS or ePS. We have a very small number of products that still have PVC labels and we are either already working or will be working with customers to find alternatives for these labels. We also have some black carbon plastic packaging. During 2018, we worked with our colorant supplier and our largest customer, a global dairy brand, to use black colorant that could be seen by infrared sorters and therefore make the black container recyclable. This bottle is now in commercial use and successfully being recycled. We plan to work with other customers to convert any black packaging to black colorant that can be seen by infrared sorters.</p> <p>During 2020, we will complete a comprehensive portfolio review. Our focus of the review will be to identify any components (such as labels, additives, closures etc) that are detrimental to recycling or could make a package non-recyclable.</p> <p>In addition, we are actively working with our customers on optimizing their packaging, including lightweighting and freight optimization.</p>		<p>Specific elimination efforts:</p> <p>Carbon black - No plans to eliminate</p>
<p>Take action to move from single-use to reuse models where relevant</p>		
<p>Stage of implementing reuse models</p> <p><input checked="" type="checkbox"/> Reuse delivery models in place for a small proportion of products or packaging</p>	<p>We continue to push our reusable packaging in markets with refillable infrastructure and recently celebrated 25 years of reusable packaging. Our RefPet reusable PET container can be reused up to 25 times. We also have new proprietary design technology to minimize scuffing and therefore keep the reusable bottles in circulation, looking newer for longer.</p>	

100% of plastic packaging to be reusable, recyclable or compostable

Latest year (2025 target): Not reported (100%)

Percentage (by weight) of total plastic packaging volume, which is

Reusable, recyclable or compostable:
 Not reported

Reusable: Not reported

Recyclable: Not reported

Compostable: Not reported

We make packaging using PET, HDPE and PP. These resins are all readily recycled now, however, we recognize that we can do more to increase the recyclability of our products. Specifically, we acknowledge that certain additives, colorants, labels etc can jeopardize the recyclability of our packaging or make it more difficult to recycle. We launched an internal training program on designing for recyclability. We are moving ahead and working with customers to identify materials in our packaging that may make the package not recyclable or may be considered detrimental to recycling. Our aim is to first, ensure all new packaging is being designed to be recycled, and then re-evaluate our entire existing portfolio. In 2020, we are committing to complete a full portfolio review of all our packaging to catalogue all components that may negatively impact recyclability. We are also currently testing a replacement to the nylon barrier and oxygen scavenger to increase recyclability of packaging with barriers.

Post-consumer recycled content across all plastic packaging used

Latest year (2025 target): 6% (20%)

Post-consumer recycled content as percentage of total plastic packaging volume, by weight:

2025 target: 20%

Latest year: 6%

[Pre consumer recycled content: 1.4%]

[Percentage renewable content: 0%]

We have the ability to include high levels of PCR now, however, we can only include PCR where our customers agree to it and where there is sufficient supply. We are concerned about future supply constraints and want to make sure our commitment is not impacted by external matters that we cannot control.

We have made packaging with 100% PCR, though we consider it important to also include all manufacturing regrind possible to ensure no waste from the manufacturing process. We have also been working with customers to increase interest in PCR, including interest in those PCR materials for which there are typically less developed markets, such as non-clear or non-natural PCR. We have also now run trials and are making ocean-bound plastic available as an option to our customers.

Optional commitments made

When excluding packaging materials, our content of renewable materials in our products is 0%. When including the ~200 million of packaging materials (mostly corrugate), then the content of renewable materials is 12% of total volume.

Volume of plastic packaging produced

618,923 metric tonnes

Greiner AG		Reporting details
<p>Annual revenue: USD1 billion - USD10 billion</p> <p>HQ location: Austria</p> <p>Website: www.greiner.com</p>	<p>Greiner is a family-owned company. What started as a small grocery shop in Nürtingen in 1868 (Germany) has developed over the decades into a global company with 140 locations in 33 countries. Today, Greiner is a plastics processor and foam manufacturer with a turnover of almost 1.7 bn Euro.</p>	<p>Reporting time frame: January 2018 - January 2018</p> <p>Verification of data: No third-party verification or assurance</p> <p>Joined the Global Commitment: 10/18</p>
<p>Take action to eliminate problematic or unnecessary plastic packaging</p>		
<p>With many different technologies, we can offer our customers new packaging solutions that are constructed using less plastics. Our cardboard-plastic-combination cups K3® reduce the amount of plastics to a minimum. A direct printed pp-cup (diameter 95mm / filling volume 500g) would require 11g PP. Using our K3 cups we can reduce the amount of pp to 7.4g, which is 32.7% less plastic. In addition, we check and discuss with our customers further reduction of the initial sheet thicknesses of K3® cups and pots. E.g. we are testing for a reduction of a 400g butter tub from 1.0 mm to 0.8 mm thickness for one of our customers. This will result in PP savings of 25 t.</p> <p>Another example is the market introduction of substitutes for 1L bucket packaging. We have created a new packaging solution for this customer, i.e. a thermoformed cup with K3 cardboard wrapper in volume 1L, which can be used instead of a bucket 1L manufactured by the IML injection technology. Thanks to this solution, we were able to reduce the amount of polypropylene in this packaging by 45 percent. For products with in mould labelling we plan to reduce the mass of buckets, lids and containers within the next 2-3 years. Due to this single step, we will decrease the use of plastic material many tonnes annually.</p> <p>We are continuously working on production processes to be able to further reduce weight of our products.</p>		<p>Specific elimination efforts:</p> <p>Carbon black - Plans to eliminate by 2022</p> <p>PVC - Plans to eliminate by 2021</p> <p>PS - No plans to eliminate</p> <p>Single-use plastic cutlery - Plans to eliminate by 2021</p>
<p>Take action to move from single-use to reuse models where relevant</p>		
<p>Stage of implementing reuse models</p> <p><input checked="" type="checkbox"/> Yet to commence reuse opportunity identification process</p>	<p>Yet to commence reuse opportunity identification process</p>	

100% of plastic packaging to be reusable, recyclable or compostable		Latest year (2025 target): Not reported (100%)
<p>Percentage (by weight) of total plastic packaging volume, which is</p> <p>Reusable, recyclable or compostable: Not reported</p> <p>Reusable: 0.6%</p> <p>Recyclable: Not reported</p> <p>Compostable: Not reported</p>	<p>In order to work towards complete recyclability of our cardboard-plastic-combination cups "K3" we improved the tear tab solution for easy separation of materials. Target is to have 80% of our K3-articles with the new tear tab solution by end of 2020. In addition, we evaluate the usage of digital watermarks to help sorting plants detect K3 products. Concrete projects are ongoing and there might be first realizations soon. The plastic part of K3 is always blank white or transparent, so well recyclable. We are in ongoing coordination with the sorting and recycling industry. Additional information campaigns should educate consumers to separate cardboard from plastic. For our product group lids and lids with inserted cutlery we are working on a PP- and PET-mono-material solution and head towards reducing PS. PET-Lids are already available with recycling material content. For cutlery we are working on introducing alternative materials. We are using alternative, carbon-free black colour now for our customer Henkel and their WC-cleaner-brand Bref - so that bottles can be returned to the value chain after their use. For products with sleeves we are regularly evaluating the feasibility of usage of PP-sleeves in order to have a mono-material-packaging. As soon as PP-sleeves will be available and technically working we will use them. Our in mold labeling packaging solutions are made of a homogeneous PP material already. These packaging can be recycled and reused for non-food use.</p>	
Post-consumer recycled content across all plastic packaging used		Latest year (2025 target): 0.6% (10%)
<p>Post-consumer recycled content as percentage of total plastic packaging volume, by weight:</p> <p>2025 target: 10%</p> <p>Latest year: 0.6%</p>	<p>Ongoing trials with r-PET to be used in pots tubs and trays.</p> <p>Foster consumption of material from chemical recycling processes.</p> <p>Foster consumption of material from organic waste feedstock for polyolefins.</p> <p>Participate in national and projects to close the loop for PP (e.g. REC2PACK)</p> <p>Prepare application for an EFSA opinion on PP/ HD-PE.</p> <p>For one of our non-food products we'll start using 20 % of recycled resin in next 2-3 years. In yearly basis, that means we will use 370 t of recycled material for this specific product.</p>	
Volume of plastic packaging produced		Submitted to the Foundation only

Mondi		Reporting details
<p>Annual revenue: USD1 billion - USD10 billion</p> <p>HQ location: Austria</p> <p>Website: https://www.mondigroup.com/en/home/</p>	<p>Mondi is a global leader in packaging and paper, delighting its customers and consumers with innovative packaging and paper solutions that are sustainable by design. Mondi is fully integrated across the packaging and paper value chain. Sustainability is embedded in everything Mondi does.</p>	<p>Reporting time frame: January 2019 - December 2019</p> <p>Verification of data: No third-party verification or assurance</p> <p>Joined the Global Commitment: 10/18</p>
<p>Take action to eliminate problematic or unnecessary plastic packaging</p>		
<p>As a leading producer of both paper and plastic based packaging, we are in a unique position to support our customers' sustainability goals with packaging that is sustainable by design - paper where possible, plastic when useful.</p> <p>Our approach empowers our customers to meet their commitments through three actions: replace, reduce and recycle.</p> <p>1) Replace less sustainable products and materials with solutions that help our customers fulfil their commitments</p> <p>2) Reduce the volume of raw materials used, and reduce the overall environmental footprint through operational efficiency and raw material choices, including recycled plastic and fibres. Lightweighting can reduce transport costs and related CO2 emissions.</p> <p>3) Recycle, by developing hybrid paper and mono-material plastic solutions that are specifically designed for recycling.</p>		<p>Specific elimination efforts:</p> <p>Carbon black - Already eliminated</p> <p>PVC - Already eliminated</p> <p>PVDC - Already eliminated</p> <p>PS - Already eliminated</p>
<p>Take action to move from single-use to reuse models where relevant</p>		
<p>Stage of implementing reuse models</p> <p><input checked="" type="checkbox"/> Yet to commence reuse opportunity identification process</p>	<p>Reusability in packaging can be advanced through packaging paper and corrugated solutions, eliminating unnecessary plastic and reaching 100% recyclability at the same time.</p> <p>With the rapidly growing e-commerce industry, plastic packaging waste from traditional mailers is increasing.</p> <p>We have focused on designing strong paper packaging solutions with double adhesive systems allowing reuse of the packaging for the same purpose for which it was conceived (sending and returning the primary product in the same paper packaging solution). SizeMeMailer is an e-commerce envelope that can be quickly adjusted in size to additionally reduce the amount of air shipped in transport. (Scan Star 2019 award for reducing environmental footprint for online shopping).</p> <p>The delivery model is based on existing distribution systems (globally) so no new reuse delivery model needs to be implemented.</p> <p>Our flexible plastic packaging can be supporting refill at home models.</p>	

100% of plastic packaging to be reusable, recyclable or compostable

Latest year (2025 target): Submitted to the Foundation only (100%)

Percentage (by weight) of total plastic packaging volume, which is

Reusable, recyclable or compostable:
 Submitted to the Foundation only

Reusable: 0%

Recyclable: Submitted to the Foundation only

Compostable: Submitted to the Foundation only

Mondi has a customer-centric approach to help our current and potential customers to reach their sustainability commitments. By taking a holistic view - paper where possible, plastic when useful - we can develop solutions that consider the needs of each customer, their products and the planet.

We are committed to reduce the volume of raw material used through responsibly procuring the most sustainable raw materials and to minimise the overall environmental footprint through operational efficiency.

Our focus is on developing paper and plastic packaging solutions that are designed for recycling. As a converter, this is our contribution to supporting the industry-wide change to facilitate the transition to a circular economy. We have successfully triggered collaboration with all players along the value chain to encourage recyclability in practice and at scale.

Independent external institutes test and confirm the recycling potential of our products in the targeted market. Our markets are as heterogeneous as the corresponding recycling systems for plastic packaging. Consequently, the threshold of a 30% post-consumer recycling rate in multiple regions, collectively representing at least 400 million inhabitants cannot be reached by (our) flexible plastic-packaging solutions. Global paper recycling rate is around 72%, supporting our approach to use paper where possible and plastic when useful.

Post-consumer recycled content across all plastic packaging used

Latest year (2025 target): 0% (25%)

Post-consumer recycled content as percentage of total plastic packaging volume, by weight:

2025 target: 25%

Latest year: 0%

Mondi led the New Plastics Economy Pioneer Project Proof that successfully prototyped a plastic-based flexible packaging solution in collaboration across the value chain with 20% post-consumer recycled content.

We continue to collaborate with our customers, suppliers and recyclers to include recycled content material in our products, without compromising safety and health compliance. In several applications and end-uses trials have been positive.

As a proportion of total plastic packaging volume the current use of post-consumer recycled content is not significant, but will increase in the future through better quality and quantity of material and commitments from FMCGs and retailers to include recycled content in their products. We will help them to reach their goals through providing more sustainable material solutions.

Volume of plastic packaging produced

Submitted to the Foundation only

Sealed Air Corporation		Reporting details
<p>Annual revenue: USD1 billion - USD10 billion</p> <p>HQ location: United States</p> <p>Website: www.sealedair.com</p>	<p>Sealed Air solves our customers most critical packaging challenges with innovative solutions that leave our world, environment, and communities better than we found them. Our global portfolio of widely recognized brands includes Cryovac® food packaging and Bubble Wrap® protective packaging.</p>	<p>Reporting time frame: January 2018 – December 2018</p> <p>Verification of data: No third-party verification or assurance</p> <p>Joined the Global Commitment: 10/18</p>
<p>Take action to eliminate problematic or unnecessary plastic packaging</p>		
<p>Sealed Air continues to provide Polypropylene trays and recently introduced innovative PET based trays as alternatives to polystyrene foam packaging for food applications. Additionally, our TempGuard™ solutions were developed to replace expanded polystyrene foam in distribution and e-Commerce applications. We continue to identify and eliminate unnecessary packaging through down gauging and right sizing across our entire product portfolio.</p>		<p>Specific elimination efforts:</p> <p>Carbon black - plans to eliminate, no date set</p> <p>PVC – plans to eliminate by 2021</p> <p>PVDC – no plans to eliminate</p> <p>PS – already eliminated</p> <p>ePS – already eliminated</p>
<p>Take action to move from single-use to reuse models where relevant</p>		
<p>Stage of implementing reuse models</p> <p><input checked="" type="checkbox"/> Portfolio analysis for reuse opportunities completed</p>	<p>Sealed Air offers a variety of reusable protective packaging solutions for the global markets we serve including but not limited to Bubble Wrap®/ Air Cellular and Bubble Mailers. Sealed Air will continue to expand innovative reusable alternatives for primary and secondary packaging for distribution and e-Commerce applications and introduce innovations that facilitate reuse of our packaging for product returns and reverse logistics.</p>	

100% of plastic packaging to be reusable, recyclable or compostable

Latest year (2025 target): submitted to the Foundation only (100%)

Percentage (by weight) of total plastic packaging volume, which is

Reusable, recyclable or compostable: submitted to the Foundation only

Reusable: 9%

Recyclable: submitted to the Foundation only

Compostable: submitted to the Foundation only

Sealed Air pledges to design and advance our innovative packaging solutions to be 100% recyclable or reusable by 2025 while continuing to provide efficient and effective product protection. Sealed Air was the first company to use SPC's How2Recycle label for eCommerce packaging, starting with Fill-Air® void fill pillows. We will launch an updated sustainability scorecard into the innovation development process to accelerate our advances and ensure that our future innovations align with our commitment. We will continue to lead collaborations with partners worldwide to increase recycling and reuse rates. As a corporation and producer of flexible packaging materials, Sealed Air is committed to designing our packaging materials to be technically suitable for recycling. We are also committed to advancing collaborations with partners worldwide to develop an infrastructure to increase recycling and reuse. Unfortunately, the Foundation definition of "recyclable" does not take into consideration the flexible material markets. In fact, the development and marketing of new packaging materials and systems may precede the substantial introduction of appropriate recycling processes. The development and expansion of such recycling processes will take time and due consideration should be given regarding the impact on existing collection and recycling processes.

Post-consumer recycled content across all plastic packaging used

Latest year (2025 target): 2%(30%)

Post-consumer recycled content as percentage of total plastic packaging volume, by weight:

2025 target: 30%

Latest year: 2%

Sealed Air will accelerate our use of recycled materials in our plastic packaging and has set an ambitious target of 50% average recycled content by 2025 across all of our packaging solutions, of which 60% is post-consumer recycled content. In 2018, Sealed Air's Darfresh® bottom webs contained 83% RPET and a portion of our Polyethylene foam solutions contained pre and post-consumer recycled content. Our future plans include the development and commercialization of 100% recycled content Bubble Wrap® in 2019, commercialization of RPET incorporated into our Plantic™ plant-based materials in 2021 and ongoing evaluations of materials generated from chemical and/or mechanical recycling processes across our product portfolio. Additionally, we will develop internal procedures to collect recycle content data on all of our other product lines.

Optional commitments made

Sealed Air will lead collaborations with partners worldwide to increase recycling and reuse rates. Recent progress includes our participation in Materials Recovery for the Future and its vision to ensure flexible packaging is recycled curbside and the recovery community captures value from it. We also joined the Alliance to End Plastic Waste to work alongside other value chain members to accelerate action on plastics waste.

Volume of plastic packaging produced

Submitted to the Foundation only

Swire Coca-Cola Ltd.		Reporting details
<p>Annual revenue: USD1 billion - USD10 billion HQ location: Hong Kong Website: www.swirecocacola.com</p>	<p>We have the franchise rights to manufacture, distribute and sell Coca-Cola's products in HK, Taiwan, most of Southern China and a stretch of the US from Washington State to Arizona.</p>	<p>Reporting time frame: January 2018 - December 2018 Verification of data: Third-party verification or assurance process in place for some of the data Joined the Global Commitment: 10/18</p>
<p>Take action to eliminate problematic or unnecessary plastic packaging</p>		
<p>1. we're looking at converting all of our HK water carboy's (type 7) to PET, and process these in HK. Currently the type 7 carboy's went to landfill. This should happen in 2020 and 2021. 2. we have secondary packaging reduction strategies across all markets. 3. we should complete and start operations on our rPET and rHDPE plant in 2021. 4. we're looking at chemical recycling opportunities in mainland China - melt in.</p>		<p>Specific elimination efforts: Single-use plastic straws - Already eliminated</p>
<p>Take action to move from single-use to reuse models where relevant</p>		
<p>Stage of implementing reuse models <input checked="" type="checkbox"/> Reuse delivery models in place for a small proportion of products or packaging</p>	<p>1. we are rolling out water dispensing machines across HK. These customers need to bring their own containers and pay to fill. 2. we're expanding our returnable glass bottle primary packaging type. 3. we have eliminated pouches in HK - by end of 2019.</p>	

100% of plastic packaging to be reusable, recyclable or compostable		Latest year (2025 target): 90% (100%)
<p>Percentage (by weight) of total plastic packaging volume, which is</p> <p>Reusable, recyclable or compostable: 90%</p> <p>Reusable: 0%</p> <p>Recyclable: 90%</p> <p>Compostable: 0%</p>	<p>First off, we're against compostable plastics as we feel this is a misnomer - and currently they tend to act as contaminants in the collect and recycle pathways.</p> <p>Second, we're committed to TCCC World With Waste, so by 2025 all packaging will be 100% recyclable and by 2030, for every package we put in to the market, we will take one out.</p> <p>Details as to where we are today - please see the Packaging section of our SD Report.</p>	
Post-consumer recycled content across all plastic packaging used		Latest year (2025 target): 0% (5%)
<p>Post-consumer recycled content as percentage of total plastic packaging volume, by weight:</p> <p>2025 target: 5%</p> <p>Latest year: 0%</p>	<ol style="list-style-type: none"> 1. In China and Taiwan, this is not currently allowed. 2. In HK, we should have all PET water (Bonaqua) in 100% rPET by mid 2020. 3. In HK, we should have all carbonated PET drinks in 25% rPET by mid 2020. 4. In N.America, we do not yet have visibility on post consumer recycled content as purchasing in this market is lead by The Coca-Cola Company. 	
Volume of plastic packaging produced		185,000 metric tonnes

TC Transcontinental		Reporting details
<p>Annual revenue: USD1 billion - USD10 billion</p> <p>HQ location: Canada</p> <p>Website: www.tctranscontinental.com</p>	<p>TC Transcontinental is a leader in flexible packaging in North America, and Canada's largest printer. The Corporation is also a Canadian leader in its specialty media segments.</p>	<p>Reporting time frame: November 2017 - October 2018</p> <p>Verification of data: No third-party verification or assurance</p> <p>Joined the Global Commitment: 03/19</p>
<p>Take action to eliminate problematic or unnecessary plastic packaging</p>		
<p>As part of the New Plastics Economy Global Commitment, TC Transcontinental has committed to take actions to eliminate problematic or unnecessary plastic packaging by, among others, continuing to explore further opportunities to move multi-material flexible packaging to mono-material. Since our commitment on March 14th, 2019, TC Transcontinental has structured its R&D efforts to identify products in our portfolio that can be transferred from multi-material to mono-material or to innovate in creating multi-material packaging that is recyclable. Our efforts were recognized as part of the 2019 Flexible Packaging Achievement Awards Competition in March, where TC Transcontinental Packaging won the Gold award for Sustainability for its new flexible, one of the first-in-market, 100% recyclable, multilayer barrier stand-up pouch. This same product also won the entire Sustainable Packaging category at the 2019 PAC Canadian Leadership Awards in June. TC Transcontinental also committed to reducing the amount of plastic waste coming from our flexible packaging and printing operations. In July 2019, the Corporation released its 2019-2021 Corporate Social Responsibility Plan, which includes a zero non-hazardous waste to landfill target. To reach this objective, TC Transcontinental has formed a leadership working group: their first task will be to set up a consistent tracking process across all our facilities, which will then help us identify areas of improvement and share best practices.</p>		<p>Specific elimination efforts:</p> <p>PVDC - Plans to eliminate, no date set</p> <p>Single-use plastic cutlery - No plans to eliminate</p> <p>Single-use plastic bags - Plans to eliminate, no date set</p>
<p>Take action to move from single-use to reuse models where relevant</p>		
<p>Stage of implementing reuse models</p> <p><input checked="" type="checkbox"/> Yet to commence reuse opportunity identification process</p>	<p>In order to move from single-use towards reuse models, TC Transcontinental committed to do an inventory of the single-use plastics used as a support to our printing and packaging manufacturing operations (e.g. strapping, shrink wrap, food-service etc.). While we understand first-hand the value of plastic, which is used as the raw material for our manufacturing operations, we are also concerned about the use of unnecessary, single-use and non-recyclable plastics also found in different areas of our facilities. Notably, a lot of foodservice single-use plastic waste is generated in kitchens, cafeterias and meeting rooms. As part of Earth Day in April 2019 and through its new Green Team program, TC Transcontinental has shared with all employees some eco-tips aimed at providing ideas to reduce the use of food service single-use plastics in our facilities and replace them by reusable alternatives. With respect to plastic carrier bags, this is a very small, non-material part of TC Transcontinental's business. TC Transcontinental is also looking to develop alternatives to PVDC and will set a plan to phase out this material in 2020.</p>	

100% of plastic packaging to be reusable, recyclable or compostable

Latest year (2025 target): Submitted to the Foundation only (100%)

Percentage (by weight) of total plastic packaging volume, which is

Reusable, recyclable or compostable:
 Submitted to the Foundation only

Reusable: 0%

Recyclable: Submitted to the Foundation only

Compostable: Submitted to the Foundation only

In 2019, we completed the first step in progressing towards our commitment to ensure 100% of plastic packaging is reusable, recyclable, or compostable by 2025, which was to build a tracking system to determine which products currently can follow each definition. It was confirmed that multi-material flexible packaging is the main non-recyclable packaging type in our portfolio. In 2019, we developed an action plan to structure our R&D efforts to overcome technical challenges linked to recyclability. This included identifying the technology enablers that could remove the barriers preventing our products from being recyclable and creating working groups to work on specific innovation projects. In 2019, we also continued our R&D work to develop compostable products that complement our current compostable offering.

Post-consumer recycled content across all plastic packaging used

Latest year (2025 target): 0% (10%)

Post-consumer recycled content as percentage of total plastic packaging volume, by weight:

2025 target: 10%

Latest year: 0%

In the short timeframe since TC Transcontinental became a signatory to the New Plastics Economy Global Commitment, we have started collaboration projects with our supply chain to work towards overcoming the technical and financial challenges linked to post-consumer recycled content in our product basket (e.g. food grade, price, quality, consistency). The first step was to identify product categories where using post-consumer content seemed more feasible (i.e. non-food grade applications), and following this assessment, we are confident that we should be able to achieve our 10% commitment by 2025 if supply is available. We have decided to use the Publisac, TC Transcontinental's flyer distribution bag in Quebec, as a pilot project to build a supply chain for recycled content. We are proud to release later this fall a bag made from 100% recycled plastics and to continue working towards increasing the proportion of post-consumer content through collaboration with the Quebec's material recycling facilities and recyclers.

Optional commitments made

As a good corporate citizen, TC Transcontinental understands its role in promoting good recycling practices and we commit to collaborating towards increasing reuse, recycling and composting rates for plastic in the communities where we operate. Since TC Transcontinental became a signatory to the New Plastics Economy Global Commitment in March 2019, we have joined multiple collaborative projects (notably in Quebec, where our head office is located) to get a better understanding of the challenges facing the recycling industry, especially with respect to flexible packaging. We believe that collaborating closely with our supply chain is necessary to make strides towards a circular economy for plastics. We are about to launch a joint initiative together with other packaging manufacturers and fast moving consumer goods companies aiming at supporting a better recycling of plastics and paving the way for a circular economy of plastics locally.

Volume of plastic packaging produced

182,044 metric tonnes

Tetra Pak		Reporting details
Annual revenue: > USD10 billion HQ location: Switzerland Website: www.tetrapak.com	A global leader in food processing and packaging solutions, using plastics in packaging material for paper-based beverage cartons	Reporting time frame: January 2018 - December 2018 Verification of data: No third-party verification or assurance Joined the Global Commitment: 03/19
Take action to eliminate problematic or unnecessary plastic packaging		
During the reporting period (2018) we made the commitment to launch a paper straw in 2019 and this is on track. We expect to industrialise production on a scale that will meet global demands by 2025.		Specific elimination efforts: Single-use plastic straws - Plans to eliminate by 2025
Take action to move from single-use to reuse models where relevant		
Stage of implementing reuse models <input checked="" type="checkbox"/> Yet to commence reuse opportunity identification process	Our business model does not include reusable packaging, no commitment made	
100% of plastic packaging to be reusable, recyclable or compostable		Latest year (2025 target): Submitted to the Foundation only (100%)
Percentage (by weight) of total plastic packaging volume, which is Reusable, recyclable or compostable: Submitted to the Foundation only Reusable: 0% Recyclable: Submitted to the Foundation only Compostable: Submitted to the Foundation only	During the reporting period (2018) we made the commitment: We will increase the recycling of polyAl - the non-fibre Components of a beverage carton - both when they are recycled as a blend and separately. In 2018, we made investments in the recycling capacity of polyAl with more than 800k EUR. We also signed and communicated our partnership with Veolia on increasing polyAl recycling with focus on Europe.	

Post-consumer recycled content across all plastic packaging used

Latest year (2025 target): 0% (2%)

Post-consumer recycled content as percentage of total plastic packaging volume, by weight:

2025 target: 2%

Latest year: 0%

Polyolefins (PE) is the main Component of the plastic we use in our packaging. We are in dialogue with polymer suppliers monitoring timing of suitable food-grade recycled plastics to be commercially available.

Volume of plastic packaging produced

721,000 metric tonnes

ValGroup		Reporting details
<p>Annual revenue: USD1 billion - USD10 billion</p> <p>HQ location: Brazil</p> <p>Website: www.valgroup.com.br</p>	<p>ValGroup is one of the largest plastic recyclers and converters in the world. ValGroup offers groundbreaking to major CPG companies.</p>	<p>Reporting time frame: January 2018 - December 2018</p> <p>Verification of data: Plans for third-party verification or assurance in development</p> <p>Joined the Global Commitment: 02/19</p>
<p>Take action to eliminate problematic or unnecessary plastic packaging</p>		
<p>ValGroup has completely eliminated PVC and PS from all the packaging we manufacture.</p> <p>Moreover, our technical teams are focused on designing new packaging in line with the principles set out by the Foundation New Plastics Economy report.</p> <p>They have developed a number of groundbreaking projects that employs nanotechnology and new materials to try to reduce the use of plastics in roughly 10% on average across all our products.</p>		<p>Specific elimination efforts:</p> <p>PVDC - Plans to eliminate after 2025</p> <p>PS - Already Eliminated</p> <p>Single-use plastic bags - Plans to eliminate after 2025</p>
<p>Take action to move from single-use to reuse models where relevant</p>		
<p>Stage of implementing reuse models</p> <p><input checked="" type="checkbox"/> Reuse delivery models in place for a significant proportion of products or packaging</p>	<p>Our technical teams are working on an innovative lightweight recycled plastic pallet which could be reused up to 40 times and, after that, recycled into a new plastic pallet.</p>	

100% of plastic packaging to be reusable, recyclable or compostable Latest year (2025 target): Submitted to the Foundation only (100%)	
<p>Percentage (by weight) of total plastic packaging volume, which is</p> <p>Reusable, recyclable or compostable: Submitted to the Foundation only</p> <p>Reusable: 18%</p> <p>Recyclable: Submitted to the Foundation only</p> <p>Compostable: Submitted to the Foundation only</p>	<p>ValGroup has set up a robust sustainability platform called Sustainable Innovation.</p> <p>ValGroup's R&D team is currently working on the following projects:</p> <ul style="list-style-type: none"> Load Test Centre / VALTRAC (rational use of plastics) Design optimisation / Downgauging Pre-stretched, E-ZBack, Eco-Stretch rPET / Bottle-to-Bottle process Waste Sorting Plant Feedstock Recycling System Recycled Plastic Pallet Project Renewable resources and enhanced biodegradability Nanotechnology / Starch Packaging NewLife start-up(waste collection, sorting, and environmental awareness) <p>Roughly 96% of our products are current recyclable. Our recycling capacity has been increased approximately 6%.</p> <p>The use of oxo-biodegradable additives is not supported since further detailed research is required.</p>
Post-consumer recycled content across all plastic packaging used Latest year (2025 target): 18% (25%)	
<p>Post-consumer recycled content as percentage of total plastic packaging volume, by weight:</p> <p>2025 target: 25%</p> <p>Latest year: 18%</p>	<p>ValGroup is currently assessing investment opportunities to set up new recycling plants in key regions such as Europe and Americas.</p> <p>ValGroup is working with suppliers, CPG companies, governments, NGOs, and civil society to improve collection and sorting systems.</p>

Optional commitments made

ValGroup is currently assessing investment opportunities to set up new recycling plants in key regions such as Europe and Americas. ValGroup's R&D team is setting up a groundbreaking feedstock regeneration system that will be able to recycle all types of plastics. ValGroup has also set up a fully automated waste sorting plant and is currently looking into opportunities to increase performance through robotics and AI as well as nanotechnology, new materials, and designs.

ValGroup is working with suppliers, CPG companies, governments, NGOs, and civil society to improve collection and sorting systems.

Volume of plastic packaging produced

Volume: Submitted to the Foundation only

PACKAGING PRODUCERS - BELOW USD 1 BILLION ANNUAL REVENUES

A.I.S.E., International Association for Soaps,
Detergents and Maintenance Products • actiam • Adrian
Dominican Sisters, Portfolio Advisory Board • AECOC • Afeka Institute of
Circular Engineering and Economy • AGMPM (Association of the Greek Manufacturers of
Packaging & Materials) • Ahold Delhaize • ALBEA • Algramo • ALPLA Werke Alwin Lehner GmbH &
Co KG • Altheia Sustainable Ocean Fund • Amcor • American Licorice Company • ANIPAC • APK AG • APLM
- Portuguese Marine Litter Association • AptarGroup Inc. • Aquapak Polymers Limited • Arca Continental • Archemix
Ltd • Arup • As You Sow • Asia Pacific Waste Consultants (APWC) • Asociación Chilena para el Fomento de la Economía del
Bien Común - (EBC) • Asociación Nacional de la Industria Química A.C. (ANIQ) • Associação para as Ciências do Mar - APCM •
Atalay Atasu • Avespa • Bangor University • Barilla G. & R. Fratelli SpA • Baum und Pferdgarten • Bell Holding • Bella+Frank • Berkeley
Center for Green Chemistry • Berry Global • bioMASON, Inc. • Biopac UK Ltd • BioPak Pty Ltd • Bioproducts Discovery and Development Centre
(BDDC), University of Guelph, Ontario, Canada • BMO Global Asset Management • BNP Paribas Asset Management • Boomer • Borealis AG • Boston
Common Asset Management • Brightplus Oy • Brunel Pension Partnership Ltd • Burberry Group plc • Burberry Material Futures Research Group from the
Royal College of Art • Buisson Community • C&D Cities Climate Leadership Group • Cabot Corporation • Californians Against Waste • Calouste
Gulbenkian Foundation • CAPTURE • CarbonLITE Recycling • Carrefour • CBPAK Tecnologia S/A • Cedo • CEFLEX • CEMPRE Colombia - Compromiso Empresarial
para el Reciclaje • China Plastic Recycling Association of China Resource Recycling Association • China Plastics Reuse and Recycling Association • Circular Economy
Initiative at KTH Royal Institute of Technology (CE@KTH) • Circular Economy Innovation Centre - USP • CIRCULAR ECONOMY JAPAN • Circular Economy Leadership
Coalition • Circular Sweden • Circularity Capital LLP • Circulate Capital • Circulo Verde • City of Austin • Clarmondial • Cleaning and Hygiene Suppliers Association • Closed
Loop Partners • Coast Impact Fund • Coca-Cola FEMSA • Colgate-Palmolive Company • College of Design and Innovation, Tongji University • Commonsense • Congregation of St.
Joseph • Constantia Flexibles • Core Capital Management LLC • Corn Refiners Association • Creolus • CSSA (Canadian Stewardship Services Alliance Inc.) • Cumpal BV • CupClub
Limited • Custompak Plastic Products 1997 Ltd • Danone S.A. • Daughters of Charity, Province of St. Louise • Delphi's Eco • Department of Economics and Management - Dipartimento di
Scienze Economiche e Aziendali, University of Pavia • Datspak • Diageo • Diagam Corporation • Dignity Health • Dr. Girma Zawdie • Dr. Alysia Garmulewicz, Professor, Universidad de
Santiago de Chile • Dr. Carson Meredith • Dragon Rouge Limited • Dynapack Asia • Earthwatch Institute • Earthwise Group
ECOGESTUS, Waste Management Ltd • Ecoiberia Reciclados Ibericos SA • ECOPIXEL • Ecopod • ecoscore • Ecosurety •
Environment Global Facilities • Elemental Impact • ELISAVA Barcelona School of Design and Engineering • Encorp
ENGEL Austria GmbH • Envases Universales de México • Enviro Pride • Environment Department, Ministry of
Energy and Climate Change, Republic of Seychelles • EPRO European Plastics Recycling and Recovery Organisation •
São Simão Ltda • ESG Portfolio Management • Esstly AB • Etilca Sgr • Responsible Investments • European Investment
Bank • European Recycling Industries' Confederation (EuRIC) • EXCELRISS • Excess Materials Exchange • Exchange
Change Brasil • Faculty of Management, Law and Social Sciences, University of Bradford • Ferrero • Fifth Season Ventures •
Flex Film International BV • Flexible Packaging Europe • Food & Consumer Products of Canada • FoodDrinkEurope • Footprints
Africa • FORWARDone Venture Capital for Hardware • Foundation Recycsol • FrieslandCampina Nederland B.V. • Full Cycle
Bioplastics • Fundación Latinoamérica Verde • Futamura Group • GANNI • gDiapers • Generalitat de Catalunya • Gobierno de la
Ciudad de Buenos Aires • Government of Chile • Government of Grenada • Government of Rwanda • Graham Packaging Company • Granta
Solutions • Greco & Guerrero • GreenBiz Group Inc. • GreenBlue and the Sustainable Packaging Coalition (SPC) • Greiner AG • GRID-Arendal •
GW&K Investment Management • H Ayuntamiento de Toluca • H&M Group • Henkel AG & Co. KGaA • Hera Group • Hermes EOS • Hi-Cone • High
Speed Sustainable Manufacturing Institute (HSSMI) • HP Inc. • Husky Injection Molding Systems Ltd. • INCOM RECYCLE Co., Ltd. Beijing • Inditex •
Indonesian Waste Platform • Indorama Ventures Public Company Limited • Industria Mexicana de Reciclaje S.A. de CV. • ING • INGRUP • innocent
drinks • Insper Instituto de Ensino e Pesquisa • Institut für Kunststofftechnik • Institute for Integrated Quality Design (IQD), Johannes Kepler
University Linz (JKU) • Institute of Development Studies • Institute of Technology Tralee • Instituto Italiano di Tecnologia • International Solid Waste
Association - ISWA • International Union for Conservation of Nature (IUCN) • Internet Fusion Group • IWC Schaffhausen • IWrc • Jabli Packaging
Solutions • JAMES CROPPER PLC • Jan Ravenstijn Biomaterials Consulting • Jane Panty • JAVA MOUNTAIN COPPEE • Johnson and Johnson Consumer
Kaged Kesh Patra Kashitakar Parichay • Keep Scotland Beautiful • KEEP SWEDEN TIDY • Kellogg Company • Kempen Capital • Kempson • Ketchum • KIMBERLY-CLARK
Keurig Dr Pepper • Kiara S. Winans • Kidlara • Kingfa Sci. & Tech. Co., Ltd. • Kmart Australia Limited • Koppala Packaging Ltd. • L'Oréal • L'OCCITANE en
General Investment Management • Life Cycle Initiative • Life Without Plastic • LIPOR - Intermunicipal Waste Management of Greater Porto, Portugal • LLUK •
London Waste and Recycling Board • Loop • Loop Circular Economy Platform Ltd • Loop Industries • LPP • Man Group • MARE - Marine and Environmental
Marks and Spencer plc • Mars, Incorporated • Material BA-Z, Centro Universitário Belas Artes de São Paulo • Material Economics • Matrix APA (UK) Ltd. •
McDonough Innovation • Melco Resorts & Entertainment • MERA - The Association for Sustainable Manufacturing • Mercy Investment Services, Inc. • METRO AG •
Ministry for the Environment New Zealand • Ministry of Environment and Energy Transition - Portugal • Ministry of the Environment (Peru) • Ministry of the Environment
Environmental Solutions Initiative • MIWA (Municipal Waste) • Mobil • mobilis • Molson Coors Brewing Company • Mond • Monterey Bay Aquarium • Mr. Green Africa •
Cosmetic Cases • National Geographic Partners, LLC • National Recycling Coalition • NATURA COSMETICS • Nature's Path Foods • NaturaWorks • Nestlé • Netherlands Institute for
Ltd. • Noble Environmental Technologies Europe BV • NorthEdge Capital • Notpla Limited • Nova School of Business and Economics • Novamont SpA • NOVAPET • Nuceria Group • Ocean
Oceanographic Institute, Prince Albert I of Monaco Foundation • Okena Servicios Ambientales • Oliver Wyman • One Water • Open Systems Lab • Openbare Vlaamse Afval Maatschappij OVAM • Origin
PepsiCo • Pernod Ricard • PetStar • Philips • Pick n Pay • Pinguimom • Plant Based Products Council • Plant Chicago • Plastic Bank Recycling Corporation • Plastic Collective • Plastic Energy • Plastic Odyssey •
Holding GmbH & Co. KG • POSITIVA • Preserve • Prince Albert II of Monaco Foundation • Prof. Claudio Zara, Department of Finance, Bocconi University • Prof. Richard C. Thompson OBE • Professor Ioannis Ioannou • PROQUIMIA, S.A. • Provenance • PT Evogaia Karya Indonesia • Qualipac • Quantis • Ramani Narayan, MSU University Distinguished
Professor • Rathbone Greenbank Investments • Ravensbourne University London • Fashion Department • RB • Re-Poly, Evertrak, QRS • RecyclePoints • Recycling Technologies • Rediscovery Centre • RePack • Replenish Bottling LLC • rePurpose Global • RES Group • Reusable Packaging Association • Riversimple Movement Ltd • Robeco •
Robert Lochhead, Professor and Director Emeritus of Polymer Science • Rodenburg Biopolymers • Royal Society of Chemistry • Planet Earth • Rubicon Global • S Group • SAMBITO • Samsøe Samsøe • São Paulo City Hall • Sarasin & Partners • SE Johnson • Schneider Electric • School of Management - Politecnico di Milano • Schwarz Group
(Lidl & Kaufland) • Scottish Government • Sealed Air Corporation • Searous Business • Selfridges • Seplast Global Services Spa • Shanghai Rendu Ocean NPO Development Center • SHAPES IN THE SAND • Sidel • Silgan Plastics • SIRONL • Sistema B International • Sky Group • Skyroom London Ltd • Smart Waste Portugal - Business
Development Network • Solid Waste Association of North America • SONAE MC • Sostenibilidad 3R&Es • South Pole • Spedal • SPB • Spinlock • Splosh Ltd. • Stanley Black & Decker • Stella McCartney • Stora Enso • Suez • Superdry Plc • SUST4IN • Sustainable Business Network • Sustainability • Svensk Plastindustriförening (SPIF) • SWANIA •
Swire Coca-Cola Ltd • SYSTEMIQ • Taiwan Circular Economy Network (循環台灣基金會) • Target Corporation • Target Australia Limited • Teco Transcontinental • Termoecocigibles, SA de CV • TerraCycle • Tetra Pak • The Association of Plastic Recyclers • The Better Packaging Co. • The Bio-D Company Ltd • The City of Copenhagen • The City of
Ljubljana, Slovenia • The Clorox Company • The Club of Rome • The Coca-Cola Company • The Consumer Goods Forum • The Eric and Wendy Schmidt Fund for Strategic Innovation • The Faculty of Entrepreneurship & Innovation - VIA University College • The Finnish Innovation Fund SITRA • The Global Environment Facility • The Government of
France • The Government of the United Kingdom • The Green Creative Lab • The Green Earth • The Institute for the Study of Science and Technology, National University of Quilmes (IESCT-UNQ) of Argentina • The Make-Cup Brand Make-Cup Concepts LLC • The Ocean Race • The Recycling Partnership • The Renewal Workshop • The RSA •
The Wallon Government • Think Beyond Plastic • TIPA-Corp • TOMRA Systems ASA • Topolytics • Triciclos • Trillium Asset Management • Tupack Verpackungen Gesellschaft m.b.H • Tupperware • UCL • Ultra Capital • Uncover Skincare BV • Unilever • Universidade de Trás-os-Montes e Alto Douro • Universiteit Gent • University of Edinburgh •
University of Northumbria, Newcastle • University of Portsmouth • UPM Rafiatec • Uppl UpCycling Plastic BV • ValGroup • Veolia • Verstraete in mould labels • Vert Asset Management • Vita Bio/Energy Ltda • Walmart Inc. • Warner Babcock Institute for Green Chemistry • Waste Ventures India Pvt. Ltd. • Waste4Change • Water Unite •
Werner & Mertz GmbH • Woolworths Holdings Limited • World Economic Forum • Worn Again Technologies • WPP • WRAP • Wraprite International Ltd. • World Wildlife Fund (WWF) • Xiamen Luhai Pro-environment Inc. • Zero Waste Shop Moscow • Zespi Group Limited • Zevin Asset Management • ZigZag Global • π = Plastic Pollution Prevention

<p>Bell Holding</p>	<p><i>Joined the Global Commitment: 02/2019</i></p>
<p>Bell Holding is a leading Plastic and Aluminium Packaging producing Group based in Turkey serving FMCG multinational and local customers for over 75 years. We offer a wide range of premium Plastic packaging solutions from our companies producing Bottles, Caps&Closures, Tubs&Lids and Laminate tubes</p> <p>Website: www.bellholding.com</p>	<p>Annual revenue: USD10 million - USD1 billion</p> <p>HQ location: Turkey</p> <p>Reporting time frame: January 2018 - December 2018</p> <p>Volumes: Submitted to the Foundation only</p>
<p>Elimination progress</p>	
<p>Since joining the commitment in Feb 2019 we have trained 28 key management personnel from across each of our Companies in the Global commitment objectives and our requirements by becoming a signatory. We have now started our review of all stages of Packaging Production to identify problematic and unnecessary Plastic use and expect to complete the review by end 2019. Our plan is to eliminate all problematic and unnecessary Plastic use under internal control by end 2020. As part of our commitment we will also work with our customers and suppliers to highlight any problematic and unnecessary Plastic use so that we may be able to phase them out from their designs.</p>	<p>Materials or packaging types eliminated or targeted for elimination:</p> <p>PVC - Already eliminated</p> <p>Single-use plastic straws - Plans to eliminate by 2020</p> <p>Single-use plastic cutlery - Plans to eliminate by 2020</p> <p>Single-use plastic bags - No plans to eliminate</p>
<p>Reuse progress</p>	
<p>Our focus on reuse models is in the area of delivery systems for our packaging deliveries to our Customers. We are currently evaluating a system where that could move from 1-8 reuses to over 100 reuses. It is early in the process but we plan to reach pilot stage with a key customer in the next 12 months.</p>	<p><input checked="" type="checkbox"/> Reuse delivery models in place for a small proportion of products or packaging</p>
<p>100% reusable, recyclable or compostable progress</p>	
<p>The Turkish recycling sector is developing rapidly and where there is considerable recycling and waste management it is fragmented and so falls short of the level of scale that would be considered as recyclable.</p> <p>We have employed an Environmental Engineer to analyse the data available from the sector for current bottlenecks in the recycling sector with a view to develop an investment project at a scale that would give us a zero environmental footprint for the plastic packaging we produce and help improve the rate of recycling in Turkey. We expect the review complete is the next 6 month.</p>	
<p>Recycled content</p>	<p>Latest year (2025 target): 0 (25%)</p>
<p>As a producer of tailor made premium packaging we need to work with our customers to increase the incorporation of recycled materials. Fortunately several of our large customers are also signatories to the New Plastic Economy Global Commitment so we can collaborate on increasing recycled content in our packaging. One such collaboration has started seeking to incorporate 20% rPET in one of our customers Homecare bottles. The timeframe to market is expected to be over 12 months.</p> <p>We expect it will take until 2025 to achieve our target with many challenges ahead to source good quality and economical rPET and rPP/PE polymers.</p>	

<p>BioPak Pty Ltd</p>	<p><i>Joined the Global Commitment: 10/2018</i></p>
<p>BioPak's mission is to produce the most sustainable, environmentally friendly packaging on the market. We champion compostable packaging and we're focussed on reducing tree-based paper and fossil fuel-based plastic used in food service ware by offering an eco-friendly alternative.</p> <p>Website: https://www.biopak.com.au/</p>	<p>Annual revenue: USD10 million - USD1 billion HQ location: Australia Reporting time frame: January 2018 - December 2018 Volumes: Submitted to the Foundation only</p>
<p>Elimination progress</p>	
<p>We have started replacing our plastic protective sleeves with compostable bioplastic alternatives for our products: our PLA cutlery range is now packaged in compostable material. We are looking at progressively implementing this change for all our products.</p> <p>We have phased out our PE lined paper cups and we are now working on phasing out all plastic products by 2025.</p>	<p>Materials or packaging types eliminated or targeted for elimination:</p> <p>Carbon black - Plans to eliminate by 2025 PS - Plans to eliminate by 2025 Single-use plastic cutlery - Plans to eliminate by 2025</p>
<p>Reuse progress</p>	
<p>We are introducing a new reusable cup. We believe that the new design and artwork will make it an attractive alternative to single-use cups.</p> <p>We are testing a reusable pallet wrap with one of our major customers.</p>	<p><input checked="" type="checkbox"/> Piloting of reuse delivery models in progress</p>
<p>100% reusable, recyclable or compostable progress</p>	
<p>BioPak is developing and promoting compostable bio-based alternatives to conventional non-recyclable plastic packaging. We work together with industry bodies, local councils and the waste collection and recycling industry to ensure that are compostable and recyclable materials can be recycled and composted locally.</p>	
<p>Recycled content Latest year (2025 target): 0 (25%)</p>	
<p>We intend to phase out all plastic products from our portfolio.</p> <p>We are planning to replace our outer packing material by compostable bioplastic (product sleeves) or reusable alternatives (pallet wraps).</p>	

<p>Custompak Plastic Products 1997 Ltd</p>	<p><i>Joined the Global Commitment: 02/2019</i></p>
<p>Custom-Pak is a thermos forming company specialising in Pet. Recycle code number 1. We make punnets, Clamshells , trays for Food packaging. Website: www.plasticpackaging.co.nz</p>	<p>Annual revenue: < USD10 million HQ location: New Zealand Reporting time frame: July 2018 - July 2019 Volumes: Submitted to the Foundation only</p>

Elimination progress

<p>First stage of our wash plant has arrived and is being installed, this enables us to wash naked pet. The next stage is extruder and funding applications to central government. These have been submitted. The purchasing of roll stock called R-100 spec(100% recycled Rpet) has started in November 2018 and this means we are well on our way to making our statement goal of 2025. The transition away from Black pet to clear Rpet has started in early June 2019. Customers have been communicated to around the transition over the next 6 months. We have identified black polypropylene (recycle code 5) that we sell into supermarkets as not being recycled and reused in New Zealand although a new recycling plant capable of recycling pp from waste collection centres is going into the South Island. This would help polypropylene recycling inside of New Zealand rather than selling offshore. PVC remain a problematic plastic we are phasing out. Hips (High impact styrene) we will also phase out.</p>	<p>Materials or packaging types eliminated or targeted for elimination: Carbon black - Plans to eliminate by 2025 PVC - Plans to eliminate by 2025 PS - Plans to eliminate by 2025</p>
---	--

Reuse progress

We have identified the products we need to phase out.

- Black pet
- pvc
- black polypropylene
- Hips
- Green pet

Hips (High impact styrene) phased out by 2025.

Black pet is currently being phased out, usage was 11.93% of our total usage, we are 50% there now.

Pvc currently makes up 0.21% of our products and this will be phased out by 2025.

Black polypropylene 2.57% of our products we think will be eliminated from supermarkets in the next 24 months but as yet there is no replacement material that can handle a hot chicken in a warming draw so I see black pp staying the same for the short/medium term..

There has been an announcement that there is a recycling plant going into the south island that can recycled polypropylene so this will open opportunities.

- Portfolio analysis for opportunities completed
- Piloting of reuse delivery models in progress
- Reuse delivery models in place for a significant proportion of products or packaging

100% reusable, recyclable or compostable progress

We are aiming to be 100% recyclable and is being recycled in New Zealand. by 2025.

We identified products that are not able to be recycled in New Zealand and have opened dialogue with them to change to a more sustainable plastic, based on circular economy principles.

November 2018 We started using our R-100 spec (100% recycled rpet) and this has continued into 2019.

As we trial and swap old products made from virgin/Recyclate pet into the recycled Rpet spec.

This has been really successful and since signing up to the foundation in april we have added another spec called R-50 (50% Recycled post consumer rpet.)

This is the minimum amount we are aiming for.

As of the 1/7/19 we are at 84.83% of all our products 100% recyclable inside of New Zealand.

June 2019 we have moved 5 products from black pet into the clear R-100 spec which has been successful.

All of our suppliers of pet roll stock are now on board and are offering Rpet with a minimum content of 50% post consumer recycled material pending Customer requirements fit for purpose.

Recycled content

Latest year (2025 target): 30.2% (50%)

I have covered this in other sections.

Briefly we have hit 30% already of our products using 100% post consumer recycled rpet.

Next will be to reduce the amount of virgin pet used in our products so that we increase our percentage to 50%.

Also to eliminate materials that cannot be recycled in New Zealand post consumer.

Those materials and products have been identified.

The next report will be an important one for us as this is moving very fast for us and will easily hit our targets.

Optional commitments

First we identified all our products and what each were made from.

Then we have started doing trials to move away from black pet to clear pet, talk to our customers and start the transition.

We also started to use 100% clear recycled rpet since November 2018 and have started to bring in a 50% recycled rpet spec in June 2019 to help with products that need deep draw or need to perform better in a Freezer.

In reality this is not a huge transition for us to make all our products 100% recyclable here in New Zealand and we are ahead of time.

Note Black pet is not being recycled here in New Zealand its cannot be optically sorted thus the change is required.

Polypropylene (recycle code 5)Black is still requested by one of our customers who is now looking for an alternative.

Pvc no recycling at all and is bad for the environment. this one is urgent.

<p>Detpak</p>	<p><i>Joined the Global Commitment: 03/2019</i></p>
<p>Detpak's vision is to be recognised by our customers and the industry as the leading supplier of sustainable packaging products by providing superior quality, service and value.</p> <p>Website: https://www.detpak.com/our-story/</p>	<p>Annual revenue: USD10 million - USD1 billion</p> <p>HQ location: Australia</p> <p>Reporting time frame: July 2018 - June 2019</p> <p>Volumes: Submitted to the Foundation only</p>
<p>Elimination progress</p>	
<p>Detpak has continued to develop our RecycleMe™ System - diverting takeaway cups from landfill. In order to make it simpler for customers to sign up to the system and start recycling takeaway cups, RecycleMe™ bags to allow for simple collection of the cups are in the development and trial process, with the bag able to be recycled along with the cups.</p> <p>Our product innovation continues, looking to offer recyclable single-use packaging products. This includes a recent introduction of our 'Endura Straws' to our range, offering a recyclable paper straw.</p> <p>We also continue to investigate how our RecycleMe™ next generation lining can be applied to other products, allowing them to be recycled.</p> <p>Other product categories include: cold cups, wholesale coffee bags, cartons, trays, rewind products (ie sugar sticks), pails, retail bags and salad and soup bowls.</p>	<p>Materials or packaging types eliminated or targeted for elimination:</p> <p>Carbon black - Plans to eliminate by 2025</p> <p>PS - Plans to eliminate by After 2025</p> <p>Single-use plastic straws - Plans to eliminate by 2022</p> <p>Single-use plastic cutlery - Plans to eliminate by 2022</p> <p>Single-use plastic bags - Plans to eliminate by 2022</p>
<p>Reuse progress</p>	
<p>Detpak continue to promote the Waste Hierarchy, encouraging our customers to 'avoid, reduce, reuse, recycle, compost, recover, landfill'.</p> <p>We continue to champion recycling as the ultimate option for single-use packaging, allowing materials to live again and contribute to a circular economy.</p> <p>Detpak has introduced 100% recycled content paper carry bags with 10 of its top customers, we have introduced recyclable options in the cup, coated food carton, lined paper bag, food wrap and coated rewind categories. We have created a closed loop collection system for coffee cups, cold cups, plastic lids and straws.</p> <p>Detpak have conducted packaging audits for over 30 customers against the New Plastic Economy and the Australian Towards 2025 packaging commitment framework.</p>	<p><input checked="" type="checkbox"/> Portfolio analysis for opportunities completed</p>

100% reusable, recyclable or compostable progress

Our next generation lining, allowing takeaway cups to be recycled, is in development and trial phase to be applied across other product categories. We champion recycling as the ultimate option for single use packaging and are working with our customers on ensuring their products are compliant with Australian legislation requiring all products to be reusable, recyclable or compostable by 2025.

We continue to work in collaboration with collectors and the waste industry to ensure the products we are producing are true solutions for diverting packaging from landfill.

Together with our customers, across our products, and with the waste and collection industry, we continue to identify and develop holistic solutions across product categories to be an industry leader in sustainable packaging.

And we take an active role in educating our customers and their consumers about their packaging products in order to promote behavior changes necessary to move toward a circular economy.

Recycled content

Latest year (2025 target): 1% (30%)

The procurement departments in all manufacturing sites have been advised of the Group goal to source 30% recycled content in all secondary plastic packaging, and have commenced approaching suppliers to discuss innovations and proposals to achieve this goal.

The product design team has assessed the list of current plastic packaging items, and set a roadmap for integrating recycled content (eg rPET in cups, recycled content in plastic bags).

<p>Dynapack Asia</p>	<p><i>Joined the Global Commitment: 10/18</i></p>
<p>Dynapack Asia is a leading manufacturing group of Rigid Plastic Packaging and Components in South East Asia and China, serving local and multinational customers in the region. We operate 30+ manufacturing sites across 6 countries: Indonesia, China, Malaysia, Thailand, Singapore, and Vietnam.</p> <p>Website: www.dynapackasia.com</p>	<p>Annual revenue: USD10 million - USD1 billion HQ location: Indonesia Reporting time frame: January 2018 - December 2018 Volumes: Submitted to the Foundation only</p>
<p>Elimination progress</p>	
<p>Since we signed the GC commitment last October, we have worked on 2 actions to reduce packaging we use or improve it:</p> <ul style="list-style-type: none"> • Ban all single-use plastic packaging used in our factories or offices: replace water bottles or cups by glass jars and glasses, ask everyone to bring tumblers. Small but we estimated the impact to be ~50 tons/year. • Review with customers packaging used to carry our products to their warehouse / factories. In discussion with major (#1) customer (trial in progress), and more customers will follow afterwards. This could eliminate more than 2,000 tons of packaging. <p>Material wise, we are not using PVC or problematic resins for packaging products. However, we do have a small part of multi-materials packaging which needs to be further reviewed.</p>	<p>Materials or packaging types eliminated or targeted for elimination:</p> <p>Single-use plastic straws - Already eliminated in 2019 Single-use plastic cutlery - Plans to eliminate by 2020 Single-use plastic bags - Plans to eliminate by 2022</p>
<p>Reuse progress</p>	
<p>We are looking at few areas to increase our "reuse" models:</p> <ul style="list-style-type: none"> • Pallets for goods storage and transport: we partnered with pallet producer to start using our plastic waste (~1% of our production) to make our storage pallets. This would then reduce the amount of "virgin" resin used for this required packaging accessory in our supply chain. Impact in 2019 could be 80 tons and could be 120-150 tons in 2020. • Reusable boxes to carry goods to customers: 1 customer converted, and will proceed with trials and alignment with more customers over 2019-2020. Need to put in place logistics to collect and maintain the boxes properly. 	<ul style="list-style-type: none"> <input checked="" type="checkbox"/> Piloting of reuse delivery models in progress <input checked="" type="checkbox"/> Reuse delivery models in place for a small proportion of products or packaging

100% reusable, recyclable or compostable progress

As explained earlier, most of our products being rigid plastic packaging made with standard resins (HDPE, PP and PET), they are mostly reusable and recyclable... the latter true if there were proper recycling systems/industries in place in the Asia countries we operate in.

Our main action since we signed the GC, was to inform, deploy and educate internally our employees on this commitment, and what it means.

We also added these criteria (reusable, recyclable, compostable) into our Feasibility Studies to assess projects and new products.

Then in the last 3 months, we reviewed the 3,000+ skus we are producing to define the various categories and assess how we are doing vs. those criteria.

Percentage (by weight) of total plastic packaging volume, which is

Reusable, recyclable or compostable: Submitted to the Foundation only

Reusable: Submitted to the Foundation only

Recyclable: 74%

Compostable: 0%

Recycled content

Latest year (2025 target): 4.5% (25%)

We have increased our use of Recycled resins significantly in 2019, with the launch of few key products across Thailand, Vietnam and Indonesia with our main customer.

From less than 2% in 2018, we should reach 4.5% this year, and foresee to be at 6-7% in 2020. Many trials have been conducted and we have significantly increased our suppliers base for these resins, which will help us to increase quality and quantity beyond 2020.

EXCELRISE	<i>Joined the Global Commitment: 10/18</i>
<p>Leading rPE film manufacturer with integrated recycling services for consumer brands. Website: www.excelrise.com</p>	<p>Annual revenue: USD10 million - USD1 billion HQ location: France Reporting time frame: January 2018 - December 2018 Volumes: 40,000 metric tonnes of plastic packaging</p>
Elimination progress	
<p>Mostly logistic packaging from suppliers in our case (stretch film ,shrink hood, resin big bags) : we plan to segregate them and recycle them internally.</p>	<p>Materials or packaging types eliminated or targeted for elimination:</p> <ul style="list-style-type: none"> Carbon black - Not reported PVC - Not reported PVDC - Not reported PS - Not reported ePS - Not reported Single-use plastic straws - Not reported Single-use plastic cutlery - Not reported Single-use plastic bags - Not reported
Reuse progress	
n/a	Not reported
100% reusable, recyclable or compostable progress	
<p>We produce mono-material PE film. These are all designed so they can be recycled. Some (B2B) applications are also recycled in practice and at scale, some others are recycled in practice in some locations but not yet very widely yet in terms of covering large geographic areas.</p> <p>2% of our sales is made of OPP labels or PET sleeves.</p>	

Recycled content

Latest year (2025 target): 1.7% (70%)

We have our own PE film grinding, washing and regranulation capacity in France. Our group invested in R&D to reach more than 50% PCR in collation shrink film for beverage.
Current projects run around integration of a portion of household PCR PE.

Optional commitments

Excelrise keeps on promoting also the "no complex" product range to help our clients switch from multi-material to PE monomaterial when barrier properties can be matched.

<p>Flex Film International BV</p>	<p><i>Joined the Global Commitment: 04/19</i></p>
<p>Flex Film is a specialist merchant in flexible packaging films. Our films are designed for longer shelf-life of food products and for protection & presentation purposes. By their nature these films are for single-use. We strongly believe in the need to reduce plastic usage and improve recycling.</p> <p>Website: flexfilm.nl</p>	<p>Annual revenue: USD10 million - USD1 billion HQ location: Netherlands Reporting time frame: January 2017 - December 2017 Volumes: Submitted to the Foundation only</p>
<p>Elimination progress</p>	
<ul style="list-style-type: none"> • we have identified customers that use more problematic films • we have developed a template to keep track of plastic film reduction projects • training of sales force is in progress • initial customer plastic reduction projects are underway 	<p>Materials or packaging types eliminated or targeted for elimination: PVC - Plans to eliminate by 2025</p>
<p>Reuse progress</p>	
<p>Our flexible packaging films are by their nature for single-use only. They are designed to enhance shelf-life of food products and to protect & present products before consumption or use.</p>	<p>Not reported</p>
<p>100% reusable, recyclable or compostable progress</p>	
<ul style="list-style-type: none"> • 93% of our packaging film portfolio is produced from monomaterial (LDPE, PP, PET) that is recyclable • 2% is compostable (EN 14342) • 4 % are films composed of multimaterial, we will discuss alternatives with clients where possible 	
<p>Recycled content Latest year (2025 target): 0 (10%)</p>	
<p>Our aim is to have a 10% post consumer waste content (in weight) across our portfolio by 2025. Product development into this direction will have to take place. Until today no post consumer waste that is of sufficient quality to produce these highly technical, niche films seems to be available. In addition there are issues with EU Food Safety regulation. Nevertheless, we have commenced discussions with our strategic producers.</p>	

<p>Futamura Group</p>	<p><i>Joined the Global Commitment: 11/18</i></p>
<p>Futamura is a Japanese company, headquartered in Nagoya, with 6 distinct business divisions: Plastic Films, Cellulose Films, Cellulose casings, Cellulose non-wovens, Activated Carbon and Phenolic sheet.</p> <p>Website: www.futamuragroup.com</p>	<p>Annual revenue: USD10 million - USD1 billion</p> <p>HQ location: Japan</p> <p>Reporting time frame: January 2018 - December 2018</p> <p>Volumes: Submitted to the Foundation only</p>
<p>Elimination progress</p>	
<p>In August 2018, Futamura Group confirmed its commitment to ensure that all the packaging films it manufactures will be reusable, recyclable or compostable by 2025.</p> <p>In practice this means ensuring that all our plastic films are recyclable and that all our cellulose films are certified Compostable to Global norms (EN13432 and/or ASTM D6400).</p> <p>Note reference on PVdC:</p> <ul style="list-style-type: none"> A. we intend to eliminate Cellophane grades that use PVdC (XS & G8 type grades). B. We will maintain NatureFlex grades that use it, on the condition that the materials still pass the global composting norms (as is already the case with our commercially available NK type grades). C. We will review the use of PVdC on the only grade of PET film where it is currently used. D. Because this process is being driven by the European arm we have less experience of the range of Japanese films produced. We will therefore set out to increase our knowledge of the ranges and their recyclability status during the next time period before the 2020 submission date. E. There is one Black OPP film manufactured which we understand is for a specific industrial adhesive tape requirement and we will assess this grade further too. 	<p>Materials or packaging types eliminated or targeted for elimination:</p> <ul style="list-style-type: none"> Carbon black - No plans to eliminate PVDC - No plans to eliminate Single-use plastic cutlery - Plans to eliminate by 2019

Reuse progress

Following our commitment in 2018, we are setting out with the following goals in 2019:

The European and American sites will eliminate their use of single-use cups, crockery and cutlery in favour of reusable by end 2019.

We will also move to reusable PPE (visitor coats, glasses etc). we used at least 110 disposable packs of these last year (and some more may have been used as part of joint visits with the company next door).

Filtered water is already in use on both sites, eliminating the use of PET bottles.

We are investigating replacing the bought-in PE bags that we use to send out film samples with compostable bags made from our own film.

We already use recycled and returnable pallets where possible and work with a 3rd party to bring back our top-boards and end plates for reuse. we will assess our use of stretch wrap to see if we can reduce its usage in 2020.

- Portfolio analysis for opportunities completed
- Piloting of reuse delivery models in progress
- Reuse delivery models in place for a small proportion of products or packaging

100% reusable, recyclable or compostable progress

2018 is our benchmarking year and was the year the group signed up to the New Plastics Economy commitments.

For our Cellulose films business, we are reorganising our internal reporting systems in order to facilitate better tracking and improve our external reporting from 2019 onwards.

Actual plans were set up by material group in early 2019 to assist the management of this project.

For our Plastic Films division we are now working together with a dedicated contact in Japan to manage the process in future.

Recycled content

Latest year (2025 target): n/a (n/a)

Not Applicable:

The food contact legislation that applies to thin packaging films will not allow for direct post consumer waste to be recycled into these film grades.

We do use pre-consumer waste (e.g. edge trims and downgraded clean material) in the manufacture of our plastic films only. This varies by grade and can reach a maximum ratio of 30%.

We are actively assessing the ability to use agricultural waste from the food industry as a feedstock for the cellulose films business.

Greco & Guerreiro		<i>Joined the Global Commitment: 11/18</i>	
<p>GRECO & GUERREIRO is a brazilian blow moulding plastic packaging company</p> <p>Website: grecoeguerreiro.com.br</p>		<p>Annual revenue: USD10 million - USD1 billion</p> <p>HQ location: Brazil</p> <p>Reporting time frame: August 2018 - August 2019</p> <p>Volumes: 50,000 metric tonnes of plastic packaging</p>	
Elimination progress			
<p>We commit to keep up with the innovations and new applications that shall be developed on the Market and revisit annually this commitment to assess our packaging and ensure problematic or unnecessary plastic packaging are not used or produced by Greco & Guerreiro</p>		<p>Materials or packaging types eliminated or targeted for elimination:</p> <p>The report submitted indicated that none of the provided commonly identified problematic packaging materials or types was part of the portfolio.</p>	
Reuse progress			
<p>We commit to assess market potential and future packaging developments to engage into reuse models by 2025.</p>		<p><input checked="" type="checkbox"/> Yet to commence reuse opportunity identification process</p>	
100% reusable, recyclable or compostable progress			
<p>We commit to 100% of plastic packaging to be reusable, recyclable, or compostable by 2025.</p> <p>We shall do this working together with all the actors in the supply chain in order to increase the recyclability of our packaging including its accessories such as caps and labels.</p> <p>If necessary we shall replace and/or develop with our partners new items that converge with the commitment and circular economy concepts.</p>			
Recycled content		Latest year (2025 target): 50% (50%)	
<p>We are already on our 50% target on PCR .</p> <p>We are now internally pushing for a more aggressive target around 60% for 2020.</p> <p>It depends basically on the Global players that are starting to migrate to PCR.</p>			

<p>Hi-Cone</p>	<p><i>Joined the Global Commitment: 02/19</i></p>
<p>Leading supplier of ring carrier multipackaging systems for beverage markets. We are committed to producing minimal secondary packaging that is responsive to environmental concerns while reducing the footprint throughout the lifecycle of our products.</p> <p>Website: www.hi-cone.com</p>	<p>Annual revenue: USD10 million - USD1 billion</p> <p>HQ location: United States</p> <p>Reporting time frame (year ending): January 2019 - August 2019</p> <p>Volumes: Not reported</p>
<p>Elimination progress</p>	
<ul style="list-style-type: none"> As an environmentally responsible supplier to the global companies with whom we partner, Hi-Cone is committed to developing packaging solutions that are responsive to environmental concerns and provide the best end-to-end environmental footprint. Our goal is to transition 100% of our current ring carriers from our product portfolio by the end of 2020 and replace them with a multipackaging solution that contains +50% post-consumer recycled content (PCR). This will eliminate our use of virgin plastic by 25 million pounds. Our new +50% PCR solution, RingCycles™, reduces the use of virgin plastic across Hi-Cone's full portfolio, positively improving the environmental footprint of our ring carriers. Life Cycle Studies have shown a significant reduction in the use of greenhouse gasses, the use of non-renewable energy, and the use of water by using recycled content instead of virgin material. 	<p>Materials or packaging types eliminated or targeted for elimination:</p> <p>Carbon black - Not reported</p> <p>PVC - Not reported</p> <p>PVDC - Not reported</p> <p>PS - Not reported</p> <p>ePS - Not reported</p> <p>Single-use plastic straws - Not reported</p> <p>Single-use plastic cutlery - Not reported</p> <p>Single-use plastic bags - Not reported</p>
<p>Reuse progress</p>	
<p>Not reported</p>	

100% reusable, recyclable or compostable progress

- To further expand our portfolio, we are actively working on new multipackaging innovations. We are committed to having new solutions available by 2025 and are making significant investments in resources and material research to develop the most sustainable and commercially viable solution to supplement our PCR product line. We are exploring both plastic and non-plastic alternatives.

Recycled content

Latest year (2025 target): Not reported (50%)

Hi-Cone Commitment to Transform Our Portfolio and Expand the Circular Economy:

- Introduce RingCycles™, a Hi-Cone PCR solution that contains +50% post-consumer recycled content in 2019.
- By the end of 2020, our goal is to transition all Hi-Cone ring carriers to our +50% post-consumer recycled content (PCR) product line and eliminate current ring carriers from our portfolio.
- We will expand Hi-Cone's recycling program with a recycling platform that will be launched in key markets in 2020. The initiative is to create a circular plastics economy in which we try to gain the maximum value from the products we produce by keeping them in use as long as possible through recycling. Our goal is to make sure ring carriers are collected, recycled and then turned into new ring carriers.

INGRUP	<i>Joined the Global Commitment: 06/19</i>
<p>First PET packaging and recycling company in the Central America region, with a production of PET bottles with virgin and recycled resin.</p> <p>Website: www.ingrup.com</p>	<p>Annual revenue: USD10 million - USD1 billion</p> <p>HQ location: Guatemala</p> <p>Reporting time frame: January 2018 - December 2018</p> <p>Volumes: Submitted to the Foundation only</p>
Elimination progress	
<ol style="list-style-type: none"> 1. INGRUP will document the plan to screen the PET bottle manufacturing and recycling processes to publish a complete list of different plastics used by 2020. 2. INGRUP will aim to reduce unnecessary plastics in the PET bottle production lines establishing indicators and by 2020 have a baseline of comparison. 	<p>Materials or packaging types eliminated or targeted for elimination:</p> <p>The report submitted indicated that none of the provided commonly identified problematic packaging materials or types was part of the portfolio.</p>
Reuse progress	
<ol style="list-style-type: none"> 1. INGRUP will document the plan to screen all the materials used in the shipping and recycling of the PET bottles to identify the single-use plastics used in these processes by 2020. 2. INGRUP will aim to reduce single-use plastics towards reuse models in our processes where relevant by establishing indicators and by 2020 have a baseline of comparison. 3. INGRUP will promote a project of reusing secondary packaging with our top clients. 	<p><input checked="" type="checkbox"/> Yet to commence reuse opportunity identification process</p>
100% reusable, recyclable or compostable progress	
<ol style="list-style-type: none"> 1. INGRUP will document a plan to work with clients on alternatives to shrink sleeve that currently have PETG, to labels that currently have PVC and to increase the use of RPET. 	

Recycled content

Latest year (2025 target): 18% (20%)

1. INGRUP owns a PET bottle to bottle recycling plant that allows us to recycle 500 TM of PET per month.
2. INGRUP will document a plan of Design Guides to guide our clients and suppliers on designing circular packaging to increase the recyclability of PET packaging formats.
3. We launched the training program "Sustainability in Ingrup" and "Circular Economy" to our employees and top clients.
4. INGRUP developed the project ECOpuntos, in which our employees bring PET to be recycled. We also introduced the project to 4 public schools to promote recycling.
5. INGRUP has a volunteer program training the 4 public schools in reduce, reuse, recycle and reforest.

Optional commitments

1. INGRUP will document a plan of Design Guides to guide our clients and suppliers on designing circular packaging to increase the recyclability of PET packaging formats.
2. INGRUP developed the project ECOpuntos to 4 public schools to promote how to recycle.
3. We have a volunteer program in alliance with two NGOs, COGUAPLAST and Semillas del Océano in 4 public schools training in reduce, reuse, recycle and reforest.
4. We launched the training program "Sustainability in Ingrup" and "Circular Economy" to our employees, top clients and other stakeholders.

Progress report does not cover full scope of activities: Reports only includes Ingrup's PET business

<p>Koepala Packaging Ltd.</p>	<p><i>Joined the Global Commitment: 02/19</i></p>
<p>Innovative takeaway food packaging design agency. Delivering sustainable convenience for foodservice and consumers.</p> <p>Website: www.koepala.com</p>	<p>Annual revenue: < USD10 million</p> <p>HQ location: Finland</p> <p>Reporting time frame: August 2018 - August 2019</p> <p>Volumes: Submitted to the Foundation only</p>
<p>Elimination progress</p>	
<p>Our business is in the plastic reduction business.</p> <p>It is our goal to source the latest sustainable, food safe materials which are bio based and suitable to be reused, recycled or biodegrade with no harmful waste.</p> <p>Our packaging format is designed for flexible bio based solutions. Our current 'marketing' model is a bioplastic with 1% pla component.</p> <p>We are committed to alleviating this pla component as soon as possible. However, the challenge is finding a suitable material that meets our needs. But we have a wide network in this field so are always testing (or open to testing) new solutions.</p> <p>Below I have marked PVC to be eliminated, this is not in our product, but is used in our marketing material (Pull-up banners). We are working on sourcing a canvas base for these items instead of a PVC backed one.</p>	<p>Materials or packaging types eliminated or targeted for elimination:</p> <p>PVC - Plans to eliminate by 2020</p> <p>Single-use plastic cutlery - Already eliminated</p> <p>Single-use plastic bags - Already eliminated</p>
<p>Reuse progress</p>	
<p>We are moving very nicely towards reuse models and our target goals.</p> <p>We are implementing a new policy of 'sustainable convenience' the aim of which is to engage our clients and make sustainability more accessible for foodservice business. We entered an EU competition over the summer to help define this development plan. If you would like to see it and our ambitions then please do get in touch and I will happily supply you with a copy.</p> <p>Reusable packaging is our ultimate aim - we are partnering with a meal delivery company in Helsinki in Autumn of 2019 to test a couple of designs and a business model to test the viability.</p> <p>Within our work place we have implemented a zero-tolerance towards plastic bottles and encourage our staff to use glasses or a water bottle</p>	<p><input checked="" type="checkbox"/> Piloting of reuse delivery models in progress</p>

100% reusable, recyclable or compostable progress

Our whole business is committed to this. We actively source the materials which go into our packaging on the basis they pass our stringent SLCA testing.
It is our sole aim to ensure all our packaging is as environmentally friendly by 2025 (if not earlier)

Recycled content

Latest year (2025 target): 75 (100%)

We have made progress by creating a development plan, which has been accepted by our board of directors.
We are currently in the process of testing & validating this plan within pilot groups.
The plan is to educate foodservice on sustainable procurement and how they can then educate their consumers to recycle more. Eventually and with further external pressure local municipalities will implement policies designed to ease the recycling processes.

Optional commitments

Our employees are provided with a sustainability pack upon joining the company with hints and tips on how to reduce their plastic waste.

<p>Logoplaste</p>	<p><i>Joined the Global Commitment: 10/18</i></p>
<p>Logoplaste is a leading innovative designer and global manufacturer of value-added rigid plastic packaging solutions to a wide range of worldwide blue-chip Customers and market segments. Logoplaste currently manages more than 60 plants (being 70% on-site plants) with locations in 16 countries.</p> <p>Website: https://www.logoplaste.com/</p>	<p>Annual revenue: USD10 million - USD1 billion</p> <p>HQ location: Portugal</p> <p>Reporting time frame: January 2018 - December 2018</p> <p>Volumes: Submitted to the Foundation only</p>
<p>Elimination progress</p>	
<p>Logoplaste continues to grow its Wall-to-Wall (W2W) business model, through dedicated on-site facilities fully integrated within its Customer's premises. This concept allows a just-in-time supply of packaging, removes the need of secondary packaging and all logistics associated with transport of empty bottles. On average, 1 billion 0.5L bottles produced in-house removes 25000 trucks of the road and avoids around 6kton of CO2 emissions. In 2018, Logoplaste opened two new W2W plants and will open two new ones in 2019.</p> <p>Logoplaste uses as main raw materials PET, HDPE and a small percentage of PP (2%) and will support technology transfer from materials that do not have established recycling streams to technology/materials with existing streams.</p> <p>In Brazil, we obtained the official ANVISA authorization for the use of PET recycled from our own bottles on the preforms for Shefa.</p> <p>Logoplaste uses Biomimicry as a tool for Circular Economy.</p> <p>Logoplaste works constantly with its Customers to evaluate the products lightweighting potential, maintaining the most optimized mechanical performance. E.g. one of the bottles in our portfolio had a total weight reduction of 5g within a period of less than 2 years. It allows us currently to save around 550 tons of raw material per year for this specific bottle.</p> <p>Logoplaste is also testing the incorporation of a new black additive, black-carbon free, in PP caps that will improve sorting of black plastic items.</p>	<p>Materials or packaging types eliminated or targeted for elimination:</p> <p>Carbon black - Plans to eliminate, no date set</p> <p>PS - Plans to eliminate, no date set</p>
<p>Reuse progress</p>	
<p>In 2018 we launched two new reusable water bottles, "guas de Coimbra" bottle and "guas de Barcelos" bottle and in 2019 we have already launched the SMAS Torres Vedras bottle. These bottles aim to create awareness to the consumption of tap water outdoors.</p> <p>We commit to design and produce reusable packaging when applicable. As we are business-to-business, the decision on the production of reusable packaging always rests with the Brand Owners/ Our Customers.</p>	<p><input checked="" type="checkbox"/> Yet to commence reuse opportunity identification process</p>

100% reusable, recyclable or compostable progress

Logoplaste designs reusable packages when applicable: as we are business-to-business the decision on the production of reusable packaging always rests with the Brand Owners/ Our Customers.

Logoplaste uses as main raw materials PET, HDPE and a small percentage of PP (2%). PET and HDPE have well-established recycling streams in developed countries, so Logoplaste continues, and will continue, to focus its operations on the use of these raw materials. Logoplaste supports technology transfer from materials that do not have established recycling streams to technology/materials with existing streams.

Logoplaste uses Biomimicry as a tool for Circular Economy.

Logoplaste engages with its Suppliers and Customers to develop, evaluate and validate new and/or alternative raw materials and recycling technologies.

Logoplaste belongs to the advisory board of DEMETO project "" chemical recycling process using microwave depolymerization. This chemical recycling will make part of the recycling chain (closing the loop and then contributing to a circular economy) and will be used for the opaque PET stream. The pilot plant is being finalized and test of full-scale plant is expected to happen in 2020.

We support the implementation of Deposit Return Systems (DRS) for single-use beverage bottles in the countries where we operate

Recycled content

Latest year (2025 target): 8.2% (30%)

The technologies and equipment we use allow us to accommodate up to 100% recycled content. Currently Logoplaste produces several products with recycled content, for food and non-food applications, like the Ribena Bottles and the Windex Bottles, which incorporate 100% of post-consumer recycled PET.

The decision on the incorporation of recycled material rests with the Brand Owners/Customers, so the percentage of incorporation of recycled content will be defined by our Customers and will be set case by case and according to their commitments.

We inform our Customers on the available alternatives on recycled raw materials and we work with them to incorporate these materials in their products in a balanced way. Currently our progress towards a higher incorporation of recycled content is limited by the availability of recycled raw materials to incorporate in a bottle-to-bottle approach.

We work with our suppliers and recyclers to develop, evaluate and validate recycled raw materials and recycling technologies. Logoplaste belongs to the advisory board of DEMETO project - chemical recycling process using microwave depolymerization. This chemical recycling will be used for the opaque PET stream. The pilot plant is being finalized and test of full-scale plant is expected to happen in 2020.

We support the implementation of Deposit Return Systems (DRS) for single-use beverage bottles in the countries where we operate, as these systems have proven to improve the collection rates.

Loliware		<i>Joined the Global Commitment: 10/18</i>	
LOLIWARE is the leading seaweed-based material tech company worldwide. We replace single-use plastics with products DESIGNED TO DISAPPEAR. Website: www.loliware.com		Annual revenue: < USD10 million HQ location: United States Reporting time frame: June 2018 - September 2019 Volumes: 0 metric tonnes of plastic packaging	
Elimination progress			
<ul style="list-style-type: none"> • Scaling and North American Launch of LOLIWARE's straw products • In development of 6 more products 		Materials or packaging types eliminated or targeted for elimination: The report submitted indicated that none of the provided commonly identified problematic packaging materials or types was part of the portfolio.	
Reuse progress			
Not reported		<input checked="" type="checkbox"/> Yet to commence reuse opportunity identification process	
100% reusable, recyclable or compostable progress			
We are a biomaterials company, we do not use any plastic.			
Recycled content		Latest year (2025 target): n/a (n/a)	
Not reported			

<p>Matrix APA (UK) Ltd.</p>	<p><i>Joined the Global Commitment: 10/18</i></p>
<p>Matrix is a multi-category product design and procurement specialist, supplying branded and private label products to global brands in the airline and retail sectors (B2B) with a focus on ethically sourced products and building long term co-operative partnerships with our suppliers in China.</p> <p>Website: www.thisismatrix.com</p>	<p>Annual revenue: USD10 million - USD1 billion HQ location: United Kingdom Reporting time frame: August 2018 - August 2019 Volumes: 7.5 metric tonnes of plastic packaging</p>
<p>Elimination progress</p>	
<p>Q2 2019: reviewed packaging for airline amenities and removed unnecessary poly bags and reduced size of necessary poly bags saving 8.6 tonnes of unnecessary plastic packaging per year. Further revisions in Q1 2020 will save additional 1.3 tonnes of plastic packaging per year after pilot study has been completed Q4 2019.</p> <p>Q1 2019: carried out internal training for Design Team to help design out problematic and unnecessary packaging from future Matrix products. We conducted end of life analysis with customers to understand life cycle of our products.</p> <p>Q2 2019: researched, designed and presented packaging free cosmetic options to retail customers, the benefits of which we will see in 2020.</p> <p>Q2 2019: piloted dark blue alternative to carbon black plastic and conducted recycling trial at local Biffa recycling plant. The initial pilot was not successful but we will conduct further trials in Q3 and Q4 2019.</p>	<p>Materials or packaging types eliminated or targeted for elimination:</p> <p>Carbon black - Plans to eliminate by 2020 PVC - Plans to eliminate by 2020 PS - No plans to eliminate Single-use plastic bags - Plans to eliminate by 2025</p>
<p>Reuse progress</p>	
<p>We have started the conversation with our key retail and airline customers for reusable and refillable components for cosmetics and beauty products.</p> <p>We included designs for refillable and reusable products and packaging components in client presentations in Q2 2019.</p> <p>We are educating our customers on the benefits of the reuse and refill model but due to the long product development time and complex stability and compatibility test requirements for cosmetics, we expect to see the benefits of this activity with our retail customers in Q1 and Q2 2020.</p>	<p><input checked="" type="checkbox"/> Portfolio analysis for opportunities completed</p>

100% reusable, recyclable or compostable progress

Baseline assessment in Q1 2019 identified 90% of our plastic packaging materials are widely recyclable in UK, including ABS; GPPS; LDPE; PE; PET and PP plastic. The remaining 10% of plastic packaging is carbon black plastic material which is not currently widely recycled in the UK. We plan to replace all carbon black material in 2020 with an innovative dark blue/black replacement material which is currently in pilot stage.

Q1 2019: introduced a new Traffic Light System to New Product Development process to highlight red (problematic), amber (adequate) and green (recommended) materials and processes in all product designs and reviewed our labelling guides to ensure consumers are provided with clearer information on how to recycle plastic components at end of life.

Internally, we provided 100% of employees with reusable coffee cups; provided recycling bins on each floor of the office to collect recycling, general and glass waste and increased % of recycled waste collected from 37% recycling / 63% general waste to 55% recycling / 45% general waste during the reporting year. Our target by Q4 2020 is 70% recycling / 30% general waste.

We also arranged to donate 100% of product samples to a local hospice on a monthly basis from Q4 2018 to encourage reuse and reduce general waste.

Recycled content

Latest year (2025 target): 5 (100%)

In Q1 2019 we passed stability and compatibility testing for plastic cosmetic components including 40% post-consumer recycled content. We will repeat testing in Q4 2019 with the aim of increasing post-consumer recycled content to 50% during the next reporting year.

In Q3 2019 we implemented plastic components with 40% post-consumer recycled material content in our largest airline amenity contract saving 7.5 tonnes of virgin PP and HDPE plastic material per annum.

In Q4 2019 we will document sustainability roadmaps with key milestones for all product categories to ensure the maximum % of post-consumer recycled material is incorporated in all plastic packaging from Q1 2020.

In Q1 2020 we will also explore a closed loop recycling process with a key airline customer involving collection and recycling of PP and HDPE bottles in their own facility in Thailand and returning the recycled material to our manufacturer in China for reprocessing into amenity components.

Notpla Limited		<i>Joined the Global Commitment: 10/18</i>	
<p>Sustainable packaging startup, with a focus on biodegradable packaging made from seaweed. Our beverage packaging solution is called Ooho and it is actually edible. Mainly used for marathons, festivals and sauce sachets for takeaway.</p> <p>Website: https://www.notpla.com/</p>		<p>Annual revenue: < USD10 million</p> <p>HQ location: United Kingdom</p> <p>Reporting time frame: January 2018 - December 2018</p> <p>Volumes: Submitted to the Foundation only</p>	
Elimination progress			
<p>Some of our products require cold delivery, and we have used reusable ePS boxes to maintain low temperatures. We are now investigating alternative solutions which we plan to implement later this year. These alternatives are based on recycled fibres from denim or wool.</p>		<p>Materials or packaging types eliminated or targeted for elimination:</p> <p>ePS - Plans to eliminate by 2019</p>	
Reuse progress			
<p>All our products are delivered in reusable plastic boxes which are returned, cleaned and reused. Our seaweed paste is filled in cartridges which are also reused. We are working with some of our suppliers to evaluate how they can implement reusable containers for our deliveries. We have tested reusable eps boxes for cold deliveries but they were not strong enough to</p>		<p><input checked="" type="checkbox"/> Reuse delivery models in place for a significant proportion of products or packaging</p>	
100% reusable, recyclable or compostable progress			
<p>We are well on track to meet the 100% target. Our products themselves are compostable so we help companies to distribute beverages & sauces without using disposable plastic packaging. Our own distribution model is already based on reusable containers. Our last challenge is with thermo-boxes and we are piloting alternative solutions.</p>			
Recycled content		Latest year (2025 target): n/a (n/a)	
<p>Not applicable.</p>			

<p>Nuceria Group</p>	<p><i>Joined the Global Commitment: 03/19</i></p>
<p>Nuceria Group is specialized in different packaging products: Folding Cartons, Adhesive Labels, Sleeves, Wrap Around, and Flexible packaging. Founded in the early 1980's it has been growing in the last 30 years by expanding its geographical footprint and through market's segment diversification.</p> <p>Website: www.nucerigroup.com</p>	<p>Annual revenue: USD10 million - USD1 billion HQ location: Italy Reporting time frame: June 2018 - September 2019 Volumes: Submitted to the Foundation only</p>
<p>Elimination progress</p>	
<ul style="list-style-type: none"> • We met our main customers, in order to change some specifications (light- weighting and downgauging) for pressure sensitive labels; • We started testing new specification for shrink sleeves (where pvc were required) >> target to eliminate 50 tn of yearly pvc. 	<p>Materials or packaging types eliminated or targeted for elimination:</p> <p>Carbon black – Not reported PVC - Plans to eliminate by 2022 PVDC - Not reported PS - Not reported ePS - Not reported Single-use plastic straws - Not reported Single-use plastic cutlery - Not reported Single-use plastic bags - Not reported</p>
<p>Reuse progress</p>	
<p>We are promoting the recycling of the PET liner, building a bridge with many customers and Romei, a longstanding specialist in the recovery of industrial waste from polymer producers and converters. We collected and sent for recycling into new industrial-grade polymer. The material is treated at extremely high temperatures (over 2,000 deg C) and the ashes and the heavy metals are incorporated back into the end product. Petti is paid 50 euros/t for the collected liner waste.</p>	<ul style="list-style-type: none"> <input checked="" type="checkbox"/> Portfolio analysis for opportunities completed <input checked="" type="checkbox"/> Piloting of reuse delivery models in progress <input checked="" type="checkbox"/> Reuse delivery models in place for a small proportion of products or packaging

100% reusable, recyclable or compostable progress

We are in contact with Avery (our main supplier) in order to:

- promote with our customers an entire range of one hundred-plus products in its ClearIntent™ Portfolio, which help customers and their end-users meet their sustainability ambitions by reducing materials consumption and shrinking their environmental footprint. This includes products like CleanFlake™ adhesive technology, which enables clean bottle-to-bottle recycling for PET containers.

Recycled content

Latest year (2025 target): 8% (30%)

Not reported

Paccor packaging solutions	
<i>Joined the Global Commitment: 10/18</i>	
PACCOR packaging solutions is one of the leading plastic rigid manufactures in Europe. PACCOR has also one plant in the U.S. Website: www.paccor.com	Annual revenue: USD10 million - USD1 billion HQ location: Germany Reporting time frame: January 2018 - December 2018 Volumes: Submitted to the Foundation only
Elimination progress	
<ul style="list-style-type: none"> final stage of the "cradle to cradle" (closed loop) implementation with one major customer. Participation in the Holy Grail Project 2.0 - watermarking on rigid plastic surface with our own laser engraving system volume transfer from PS Material into PP and PET Material (work in progress and Volume analysis of the effect will be taken end of 2019) comment: PS Material will be phased out when customer confirms to support	Materials or packaging types eliminated or targeted for elimination: Carbon black – Not reported PVC - Not reported PVDC - Not reported PS - No plans to eliminate ePS - Plans to eliminate by 2021 Single-use plastic straws - Already eliminated Single-use plastic cutlery - Already eliminated
Reuse progress	
we have not given any reuse targets	Not reported
100% reusable, recyclable or compostable progress	
3 Project still running for mechanical recycling of PET Monolayer Material to be reused in Food grade applications Creation of a European Trade Mark = "Circular Events" - a closed loop program for PET/rPET packaging Material	

Recycled content

Latest year (2025 target): 37% (30%)

Installation of Decontamination units in all PET plants for usage of PCW in line with EFSA regulation.
Acceptance sessions with customers to allow increase of PCW in their products. (this is not our decision what to sell as customers might not like the colour of rPET products)
Project kick off for rPP material but actually no food grade rPP available in the market with acceptable quality.

Optional commitments

Evidence given that PCW (PET Material) - Monolayer is recyclable and qualified for production. Unfortunately European waste management companies cannot differentiate food and non food grades and therefore material availability is the key issue

<p>RePack</p>	<p><i>Joined the Global Commitment: 10/18</i></p>
<p>RePack is a reusable packaging service and loyalty program for e-commerce. A sustainable packaging service costing 30% less, creating 78% less CO2, reducing landfill waste by 92%.</p> <p>Website: https://www.originalrepack.com/</p>	<p>Annual revenue: < USD10 million</p> <p>HQ location: Finland</p> <p>Reporting time frame: June 2018 - June 2019</p> <p>Volumes: Submitted to the Foundation only</p>
<p>Elimination progress</p>	
<p>In Q3 we started a pilot with US and Canada, with highly positive feedback from stores and end-users in order to tackle waste in North-America.</p> <p>In Q2 we won the best startup award from eDelivery in Barcelona</p> <p>In Q1 we reached 14 countries and more than 50 webstores where RePack is available.</p>	<p>Materials or packaging types eliminated or targeted for elimination:</p> <p>The report submitted indicated that none of the provided commonly identified problematic packaging materials or types was part of the portfolio.</p>
<p>Reuse progress</p>	
<p>We aim to eliminate single-use packaging from eCommerce.</p> <p>We are working in more than 50 webstores in more than 14 countries in June 2019.</p> <p>We successfully started a US pilot in US and Canada in July 2019.</p>	<ul style="list-style-type: none"> <input checked="" type="checkbox"/> Portfolio analysis for opportunities completed <input checked="" type="checkbox"/> Piloting of reuse delivery models in progress <input checked="" type="checkbox"/> Reuse delivery models in place for a significant proportion of products or packaging
<p>100% reusable, recyclable or compostable progress</p>	
<p>RePack packaging is designed mainly with apparel in mind. RePacks are durable, lightweight and made from 100% recyclable material. The bags are designed to flatten when empty to save space, and reduce CO2 emissions by up to 80% compared to single-use packaging.</p> <p>RePack is designed to be reused at least 20 times. RePack is made from recycled PP. Material is tested and chosen for its durability and ease of use. RePack's manufacturing has a bigger CO2 impact than single-use packaging plastic bag or a cardboard box, but the return method makes RePack unbeatable in environmental performance, both in reduced CO2 but also trash.</p> <p>There comes a time when RePack is not fit for reuse. It's sad, but it's known to happen. At the end of the cycle, RePack is upcycled into new products. Currently, we use the material to make new prototypes and samples for new reusable packaging designs. Leftover pieces are recycled, as the material we use is 100% recyclable. In the long-term, we want to create upcycled products from old RePacks. We believe retired RePack bags have a story to tell. The bags have been around the block a few times, carried a lot of stuff and travelled thousands of miles. Reused RePacks deserve a new life as new products than in material recycling.</p>	

Recycled content

Latest year (2025 target): 100 (100%)

RePack is a more sustainable and cheaper than single-use packaging. It increases store traffic with empty returns directly to the stores and is a concrete sustainable solution for e-commerce to reduce packaging trash. It increases customer loyalty with returnable experience and a reward system. It generates new sales via voucher system and connects brands with a pool of RePack users from other shops. It reduces single use packaging costs by 20-30%, makes customers returns easier and improve customer experience.

Replenish Bottling LLC		<i>Joined the Global Commitment: 10/18</i>	
Replenish offers the only integrated, multi-use refill platform in the packaging industry that can be used by brands, retailers or NGO's to sell liquid concentrate versions of every day products across household cleaning, beverage, beauty, personal care, lawn and garden and automotive. Website: Myreplenish.com		Annual revenue: < USD10 million HQ location: United States Reporting time frame: August 2018 - August 2019 Volumes: Submitted to the Foundation only	
Elimination progress			
Replenish only sells reusable, refill friendly packaging. However, we have taken steps to increase the recycled content available in the Replenish platform in both the reusable bottle and refill pods from 0% today to a stretch goal of 50% next year.		Materials or packaging types eliminated or targeted for elimination: The report submitted indicated that none of the provided commonly identified problematic packaging materials or types was part of the portfolio.	
Reuse progress			
Already implemented.		<input checked="" type="checkbox"/> Reuse delivery models in place for a significant proportion of products or packaging	
100% reusable, recyclable or compostable progress			
1) Working with retailer to develop a closed loop material network for refill pods using 100% recycled LDPE plastic bags in our refill pods. 2) Identifying extrusion blow mold PET that can be used in reusable bottles.			
Recycled content			Latest year (2025 target): 0 (25%)
See above			

<p>rPlanet Earth</p>	<p><i>Joined the Global Commitment: 10/18</i></p>
<p>rPlanet Earth is a post consumer PET recycler and manufacturer of rPET rigid packaging containers, containing a high percentage of post-consumer material, for use primarily in the food and beverage industry.</p> <p>Website: www.rplanetearth.com</p>	<p>Annual revenue: < USD10 million</p> <p>HQ location: United States</p> <p>Reporting time frame: July 2018 - July 2019</p> <p>Volumes: Submitted to the Foundation only</p>
<p>Elimination progress</p>	
<p>rPlanet Earth produces packaging that is 100% recyclable. Further from that, the packaging produced contains a high percentage of post-consumer recycled material. Therefore rPlanet Earth does not produce problematic or unnecessary packaging.</p> <p>In our engagement with consumer brands, we are actively working with them to ensure that their packaging is 100% recyclable and contains recycled content.</p> <p>Moreover our sorting, recycling and remanufacturing process does not discriminate against any PET packaging based upon its label, Ink or glue or any other potential recycling issue.</p> <p>In our engagement with material reclamation facilities, we are also working cooperatively on solutions to any recycling or sorting issues identified by our R+D department.</p> <p>Our goal as a company is to recycle and process unused PET plastic streams such as curb-side baled PET that comes through material reclamation facilities in California. Notably, thermoform bales that come through the MRF facilities that were being landfilled up until our efforts. There were previously approximately 250 million pounds of thermoformed bales according to cal-recycle going to landfill, a large unused PET stream which we are aiming to recycle back to food grade quality. Our goal is to divert and recycle as much as possible.</p>	<p>Materials or packaging types eliminated or targeted for elimination:</p> <p>The report submitted indicated that none of the provided commonly identified problematic packaging materials or types was part of the portfolio.</p>
<p>Reuse progress</p>	
<p>rPlanet Earth ensures that all of the packaging we produce is 100% recyclable and contains up to 100% post consumer PET collected from curbside recycling. Our action in this regard is the move towards a material reuse model in which a closed-loop circular economy is formed for PET and other plastics. Through our sorting, recycling and manufacturing process, that enables us to return post consumer food and beverage packaging that has been recycled back into high-quality food grade packaging applications, we will be able to re-use this PET material over and over again.</p>	<ul style="list-style-type: none"> <input checked="" type="checkbox"/> Portfolio analysis for reuse opportunities complete <input checked="" type="checkbox"/> Reuse delivery models in place for a significant proportion of products or packaging

100% reusable, recyclable or compostable progress

100% of the packaging that rPlanet Earth produces is recyclable currently and will continue to be in the future to come. Furthermore, the products produced at rPlanet Earth contain a high percentage of post-consumer material (up to 90% on average with an end goal of 100%), indicating we have taken the extra step beyond making our products recyclable but them also containing recycled content. rPlanet Earth's technological capabilities allow it to deliver high recycled post-consumer material content, highest quality packaging against the strictest specifications for food contact.

Recycled content

Latest year (2025 target): 90% (100%)

The target we have set across all packaging types for percentage of post-consumer content by 2025 is 100%. However due to certain performance requirements of our customers, a small amount of virgin PET may be required in our products material requirement list. All of the products we produce will have a high content of post consumer material with much of the product mix containing 100% recycled content. Currently we are producing products with up to 90% recycled content on average.

Optional commitments

rPlanet Earth has continued to encourage brand owners to make their products 100% recyclable and contain a high post-consumer material content.

rPlanet Earth also encourages brand owners to use recycling friendly materials such as wash-away labels.

rPlanet Earth has successfully recycled and processed post consumer thermoform containers, diverting them from landfill and incorporating this material back into direct food contact packaging applications.

<p>Serioplast Global Services Spa</p>	<p><i>Joined the Global Commitment: 04/19</i></p>
<p>Serioplast is a global producer of rigid plastic packaging for the major players of the FMCG industry in the home care, personal care, food & beverage markets and more. As a group we also design and engineer our own machines and our own moulds and we regenerate waste to make recycled plastic.</p> <p>Website: www.serioplast.com</p>	<p>Annual revenue: USD10 million - USD1 billion HQ location: Italy Reporting time frame: January 2018 - January 2019 Volumes: Submitted to the Foundation only</p>
<p>Elimination progress</p>	
<p>Activity A DESCRIPTION: Improved in process control of excess material (available on all new machines from 2019,installed wherever technically possible by 2025) PROGRESS: progressing</p> <p>Activity B DESCRIPTION: Optimize the use of wrapping films (decrease of 20% in weight by 2019and of additional 40% by 2025) PROGRESS: progressing</p> <p>Activity C DESCRIPTION: Nurdles program (release global policy by 2019, first nurdles free plant by 2021, extend nurdles program to all sites by 2025) PROGRESS: to be started</p>	<p>Materials or packaging types eliminated or targeted for elimination:</p> <p>Carbon black – Not reported PVC - Plans to eliminate by 2025 PVDC - Not reported PS - Not reported ePS - Not reported Single-use plastic straws - Not reported Single-use plastic cutlery - Not reported Single-use plastic bags - Not reported</p>
<p>Reuse progress</p>	
<p>Not relevant.</p> <p>Please note that our portfolio is mainly driven by our client specification. In this respect, we commit to support our customers to fulfil their ambitions but we are not in the lead to drive their strategies.</p>	<p><input checked="" type="checkbox"/> Yet to commence reuse opportunity identification process</p>

100% reusable, recyclable or compostable progress

Support our customers in their recyclable programs with:

Activity D

DESCRIPTION: Complete the offer of co extrusion technology, making it available to our customers for each application by 2025

PROGRESS: progressing

Activity E

DESCRIPTION: Propose to our Customers a portfolio that is 100% free from PVC and other non-recyclable components by 2025

PROGRESS: to be started

Recycled content

Latest year (2025 target): 2.3% (25%)

Activity F

DESCRIPTION: We will work with our global customers to increase rPET for cosmetics packaging up to at least 50%, rPET for homecare products up to 100%. rHDPE for homecare products up to 100%

PROGRESS: progressing

Optional commitments

Activity G

DESCRIPTION: Bring our production of recycled materials to full capacity (4500 ton/y) by 2020 and double the capacity by 2025.

PROGRESS: progressing

<p>SPB</p>	<p><i>Joined the Global Commitment: 10/18</i></p>
<p>SPB is a family business with over 50 years of experience. We are manufacturing leaders in household cleaning, laundry care, dish and personal care. We have 4 manufacturing plants.</p> <p>Website: www.spb.es</p>	<p>Annual revenue: USD10 million - USD1 billion</p> <p>HQ location: Spain</p> <p>Reporting time frame: January 2018 - December 2018</p> <p>Volumes: Submitted to the Foundation only</p>
<p>Elimination progress</p>	
<p>We have started to implement a plan to optimize weight of packaging. The blowing bottles process is being optimized in order to reduce the weight of the bottles.</p> <p>In the last quarter of 2018 the weight of PET bottles was reduced by 5%</p> <p>In the first quarter of 2019 the weight of HDPE bottles was reduced by 2%</p> <p>Also, we are studying to change shelf ready packaging made of PET by shelf ready packaging made of cardboard.</p>	<p>Materials or packaging types eliminated or targeted for elimination:</p> <p>Carbon black - Plans to eliminate by 2021</p>
<p>Reuse progress</p>	
<p>We are working to have new refills, based on concentrated product, for the spray range of products. We will develop a new range of products that will include refillable packaging by the end of 2025.</p> <p>We have started using reusable trays for the internal logistics that can be reused 40 times.</p>	<p>Piloting of reuse delivery models in progress</p> <p><input checked="" type="checkbox"/> Piloting of reuse delivery models in progress</p>
<p>100% reusable, recyclable or compostable progress</p>	
<p>We are analysing the recyclability of our packaging. The expectation of recyclability is higher than 75% for 90% of our rigid containers. Some products have been identified to improve their recyclability and we are going to start working with our customers to implement them. For instance, we are working to improve recyclability of flexible packaging multilayers. We have worked with our suppliers and a mono-material option has been internally validated. As soon as our customers validate it, we will be able to modify it, as we manufacture for private labels, we need their agreement.</p>	

Recycled content

Latest year (2025 target): 0% (15%)

We have started some internal tests by blowing HDPE bottles with 40% of post consumer recycled content.

We have started some tests by blowing PET bottles with 25-50% of post consumer recycled content. We are testing 25% of post consumer recycled content in PET bottles for floor cleaners.

We are planning to do tests with different % of post consumer recycled PET in some other products.

We need to ensure chemical compatibility between our products and the packaging materials, that is the reason why we are looking for raw materials compatible with our products and testing them.

We always need the validation of our customers, as we produce private labels.

<p>Termoencogibles</p>	<p><i>Joined the Global Commitment: 10/18</i></p>
<p>A plastic packaging manufacturer and recycler, with a great level of commitment to social and environmental issues. Website: www.termo.com.sv</p>	<p>Annual revenue: USD10 million - USD1 billion HQ location: El Salvador Reporting time frame: January 2018 - December 2018 Volumes: 39,600 metric tonnes of plastic packaging</p>
<p>Elimination progress</p>	
<p>Currently we have two initiatives:</p> <ul style="list-style-type: none"> • We have been working with two of our clients, to develop more material-efficient packaging through down-gauging. This initiative started in 2019 and is projected to have an overall reduction of 1.5 tons of plastic used in the manufacture of some of their products by the end of 2019 • The second initiative is currently at the proposal and design stage, focusing on development of a packaging structure that optimizes size, down-gauges and uses mono-material formulation (in substitution of multi-materials) to improve packaging recyclability for food industry. Working on specification agreement to proceed with samples production. 	<p>Materials or packaging types eliminated or targeted for elimination:</p> <p>Carbon black - Plans to eliminate after 2025 Single-use plastic straws - Plans to eliminate by 2025 Single-use plastic bags - Plans to eliminate by 2025</p>
<p>Reuse progress</p>	
<p>We are working with brand owners on developing alternatives for reuse.</p>	<p><input checked="" type="checkbox"/> Portfolio analysis for reuse opportunities complete <input checked="" type="checkbox"/> Reuse delivery models in place for a significant proportion of products or packaging</p>
<p>100% reusable, recyclable or compostable progress</p>	
<p>As targets were set closing 2018, much of the planning and execution towards achieving the goals are set to happen in 2019. Most of our current development and developed applications are focused in our own products brands and carrier bags. There have been 2 specialized packaging developments, aimed at packaging recyclability and incorporating PCR content above 30%:</p> <ul style="list-style-type: none"> • Textile industry: including PCR content, while maintaining packaging optics and current look and feel for marketing purposes. • Home cleaning: include PCR content without compromising mechanical attributes and packaging functionality (for chemicals). <p>There is also the requirement for developing packaging artwork or image design that communicates the brand owner's commitment and efforts to reduce packaging negative impacts. Compostable products are currently in exploration phase.</p>	

Recycled content

Latest year (2025 target): 34% (50%)

All the following actions have occurred during 2019:

1. Align to the company's recycling content goal (declared in the Global Commitment)
2. Define baseline of recycled resins production and sales, compared to Commitment.
3. Define a continuous improvement plan to develop activities directed to comply with the organizational goal (under the TBS -Termo Business System).
4. Run a VSA (Value Stream Analysis) focused on increasing the addition of recycled resins in all the value streams. (March 2019).
5. Develop new solutions (products, resins) that can fulfil the technical requirements of the products that currently have a low percentage of recycled content in their composition (undergoing since March 2019)
6. Set a Quality Assurance and analysis laboratory for new specifications on resins requirements and further development. This activity included:
 - Identify lab equipment and analysis to be executed (March 2019).
 - Prepare lab area (space, conditions) (June 2019).
 - Acquisition of specialized equipment (July - September 2019).

Optional commitments

One of the key accelerators for the improvement of our current product portfolio and for the development of new solutions in order to comply with Global Commitment goals is close communication with key stakeholders: brand owners, clients, prospective clients, suppliers, as well as employees.

Initial efforts have been focused in exploring and capturing clients' needs, so our proposal is aligned and can help them achieve their own sustainability goals. We perceive ourselves as solution makers for a better world, so, this is especially important to us.

Also, knowing what our clients wants and needs in terms of sustainable packaging, can help us develop better alternatives of products that have improved environmental performance, without sacrificing quality and other desired attributes that characterize our current portfolio.

<p>The Better Packaging Co.</p>	<p><i>Joined the Global Commitment: 10/18</i></p>
<p>Producer and retailer of packaging to support eCommerce focussing primarily on home compostable courier satchels and labels</p> <p>Website: www.betterpackaging.com</p>	<p>Annual revenue: < USD10 million</p> <p>HQ location: New Zealand</p> <p>Reporting time frame: April 2018 - March 2019</p> <p>Volumes: Submitted to the Foundation only</p>
<p>Elimination progress</p>	
<p>We have introduced compostable courier labels as one of our product lines. We are selling these to our customers for them to use on the compostable courier satchels they purchase from us as well as using them on all our own mail outs.</p> <p>By January 2020, we will have replaced the PE plastic 'seal' strip on all our courier satchels with a home compostable alternative.</p>	<p>Materials or packaging types eliminated or targeted for elimination:</p> <p>The report submitted indicated that none of the provided commonly identified problematic packaging materials or types was part of the portfolio.</p>
<p>Reuse progress</p>	
<p>We have introduced double seals on our larger courier satchels so that they are more easily re-used.</p> <p>We have always had prominent graphics on each of the courier satchels we produce to encourage users to cut them carefully in the right place so that the whole satchel can easily be reused.</p> <p>We are still actively exploring the possibility of introducing a re-usable courier satchel but are not yet convinced that from a total lifecycle perspective, they are more sustainable option than our home compostable ones.</p>	<ul style="list-style-type: none"> <input checked="" type="checkbox"/> Portfolio analysis for opportunities completed <input checked="" type="checkbox"/> Piloting of reuse delivery models in progress
<p>100% reusable, recyclable or compostable progress</p>	
<p>Our packaging has always been and will continue to be 100% compostable or recyclable.</p>	
<p>Recycled content</p>	
<p>Project underway - at feasibility stage. Will take 12+ months to complete.</p>	

Latest year (2025 target): 0 (70%)

Tipa-Corp		<i>Joined the Global Commitment: 04/19</i>	
TIPA is a developer and producers of compostable flexible packaging for food and fashion applications. Website: https://tipa-corp.com/		Annual revenue: < USD10 million HQ location: Israel Reporting time frame: April 2019 - August 2019 Volumes: Submitted to the Foundation only	
Elimination progress			
TIPA's entire mission is to provide a circular solution to the currently non-recyclable and non-recycled flexible packaging. Today, more than 5 million ton of flexible and multi-layered packaging are produced annually in Europe alone (CEFLEX, 2019), with less than 5% of this amount being recycled, even in the most advanced countries, such as the UK and France (WRAP, CITEO). TIPA provides a compostable alternative packaging to this problematic segment of packaging, mimicking the protective properties, shelf-life and visual qualities of conventional flexible packaging while eliminating the wasteful aspects of this problematic material. By the end of 2019, we forecast to help eliminate 2000 ton of single-used non-recyclable flexible plastic packaging, substituting it with a certified compostable alternative.		Materials or packaging types eliminated or targeted for elimination: The report submitted indicated that none of the provided commonly identified problematic packaging materials or types was part of the portfolio.	
Reuse progress			
not applicable		Not reported	
100% reusable, recyclable or compostable progress			
100% of TIPA's products are certified home and/or industrially compostables. We work with businesses across Europe, North America, and Australia to help them transition towards compostable packaging where applicable, in order to enable them to meet their 2025 Global Commitment.			
Recycled content		Latest year (2025 target): n/a (n/a)	
Recycled content is not applicable for compostable packaging since the principles of organic recycling are based on the carbon cycle, rather than material/polymer circulation.			

<p>Tupack Verpackungen Gessellschaft m.b.H</p>	<p><i>Joined the Global Commitment: 04/19</i></p>
<p>Tupack is a Producer of extruded plastic tubes, injection moulded caps and lipsticks. We are located in Vienna and produce at two plants in Austria</p> <p>Website: www.tupack.at</p>	<p>Annual revenue: USD10 million - USD1 billion</p> <p>HQ location: Austria</p> <p>Reporting time frame: January 2018 - December 2018</p> <p>Volumes: Submitted to the Foundation only</p>
<p>Elimination progress</p>	
<p>We have established strong weight reduction programs in our Business to reduce the overall quantity of plastic materials used in the production of our products.</p> <p>Secondly, we want to do more and more mono-material products to avoid big issues during sorting or recycling of our products after use.</p>	<p>Materials or packaging types eliminated or targeted for elimination:</p> <p>Carbon black - Plans to eliminate by 2022</p> <p>PS - Plans to eliminate by 2022</p> <p>Single-use plastic bags - Plans to eliminate by 2025</p>
<p>Reuse progress</p>	
<p>Our target is to collaborate with national and international sorters and recyclers to sort out the tubes of the household waste and bring it back into the Recycling loop as currently this is not performed everywhere around the world.</p>	<p><input checked="" type="checkbox"/> Yet to commence reuse opportunity identification process</p>
<p>100% reusable, recyclable or compostable progress</p>	
<p>The evaluation regarding our products Shows that our products are recyclable up to 100% but due to the current Situation at the recyclers and Sorters we are Aware that the products are not put into the existing recycling flow. Therefore, we have started programs to produce monomaterial-products, replace carbon black by NIR-detectable ones. This program includes our participation in scientific programs as well starting in Q2/2020.</p> <p>Additionally, we want to follow a different route bring back the polyolefins to the gaseous form and produce new polyolefins again.</p>	

Recycled content

Latest year (2025 target): 0.9% (3%)

Tupack has meanwhile the possibility to use different sources of PE-PCR and PP-PCR and may use it up to 100% in our products. The main issues are (i) to get the right quantities of PE-PCR (ii) in the right quality with all legislative confirmations (e.g. direct product contact). Additional to the well known existing sources we want to get PCR from other suppliers as well and we are searching the market for qualified suppliers with good quantities and the right acceptable quality.

Currently we are not limited in the use by our process itself but limited by the availability of PE-PCR on the market.

Optional commitments

Tupack has increased the total used volume of PCR from 2017 to 2018 by ~500% . For year 2019 we will increase the use by again about 150%.

RAW MATERIAL PRODUCERS - NON-COMPOSTABLE PLASTICS

A.I.S.E., International Association for Soaps,
Detergents and Maintenance Products • actiam • Adrian
Dominican Sisters, Portfolio Advisory Board • AECOC • Afeka Institute of
Circular Engineering and Economy • AGMPM (Association of the Greek Manufacturers of
Packaging & Materials) • Ahold Delhaize • ALBEA • Algramo • ALPLA Werke Alwin Lehner GmbH &
Co KG • Altheia Sustainable Ocean Fund • Amcor • American Licorice Company • ANIPAC • APK AG • APLM
- Portuense Marine Litter Association • AptarGroup Inc. • Aquapak Polymers Limited • Arca Continental • Archchemics
Ltd • Arup • As You Sow • Asia Pacific Waste Consultants (APWC) • Asociación Chilena para el Fomento de la Economía del
Bien Común - (EBC) • Asociación Nacional de la Industria Química A.C. (ANIQ) • Associação para as Ciências do Mar - APCM •
Atalay Atasu • Avespa • Bangor University • Barilla G. & R. Fratelli SpA • Baum und Pferdgarten • Bell Holding • Bella+Frank • Berkeley
Center for Green Chemistry • Berry Global • bioMASON, Inc. • Biopac UK Ltd • BioPak Pty Ltd • Bioproducts Discovery and Development Centre
(BDDC), University of Guelph, Ontario, Canada • BMO Global Asset Management • BNP Paribas Asset Management • Boomer • Borealis AG • Boston
Common Asset Management • Brightplus Oy • Brunel Pension Partnership Ltd • Burberry Group plc • Burberry Material Futures Research Group from the
Royal College of Art • Buisson Community • C&D Cities Climate Leadership Group • Cabot Corporation • Californians Against Waste • Calouste
Gulbenkian Foundation • CAPTURE • CarbonLITE Recycling • Carrefour • CBPAK Tecnologia S/A • Cedo • CEFLEX • CEMPRE Colombia - Compromiso Empresarial
para el Reciclaje • China Plastic Recycling Association of China Resource Recycling Association • China Plastics Reuse and Recycling Association • Circular Economy
Initiative at KTH Royal Institute of Technology (CE@KTH) • Circular Economy Innovation Centre - USP • CIRCULAR ECONOMY JAPAN • Circular Economy Leadership
Coalition • Circular Sweden • Circularity Capital LLP • Circulate Capital • Circulo Verde • City of Austin • Clarmondial • Cleaning and Hygiene Suppliers Association • Closed
Loop Partners • Coast Impact Fund • Coca-Cola FEMSA • Colgate-Palmolive Company • College of Design and Innovation, Tongji University • Commonsense • Congregation of St.
Joseph • Constantia Flexibles • Core Capital Management LLC • Corn Refiners Association • Creolux • CSSA (Canadian Stewardship Services Alliance Inc.) • Cumpal BV • CupClub
Limited • Custompak Plastics Products 1997 Ltd • Danone S.A. • Daughters of Charity, Province of St. Louise • Delphi's Eco • Department of Economics and Management - Dipartimento di
Scienze Economiche e Aziendali, University of Pavia • Datspak • Diageo • Diagam Corporation • Dignity Health • Dr. Girma Zawdie • Dr. Alysia Garmulewicz, Professor, Universidad de
Santiago de Chile • Dr. Carson Meredith • Dragon Rouge Limited • Dynapack Asia • Earthwatch Institute • Earthwise Group
ECOGESTUS, Waste Management Ltd • Ecoiberia Reciclados Ibericos SA • ECOPIXEL • Ecopod • ecoscore • Ecosurety •
Environment Global Facilities • Elemental Impact • ELISAVA Barcelona School of Design and Engineering • Encorp
ENGEL Austria GmbH • Envases Universales de México • Enviro Pride • Environment Department, Ministry of
Energy and Climate Change, Republic of Seychelles • EPRO European Plastics Recycling and Recovery Organisation •
São Simão Ltda • ESG Portfolio Management • Esstly AB • Etilca Sgr • Responsible Investments • European Investment
Bank • European Recycling Industries' Confederation (EuRIC) • EXCELRISSE • Excess Materials Exchange • Exchange
Change Brasil • Faculty of Management, Law and Social Sciences, University of Bradford • Ferrero • Fifth Season Ventures •
Flex Film International BV • Flexible Packaging Europe • Food & Consumer Products of Canada • FoodDrinkEurope • Footprints
Africa • FORWARDone Venture Capital for Hardware • Foundation Recycsol • FrieslandCampina Nederland B.V. • Full Cycle
Bioplastics • Fundación Latinoamérica Verde • Futamura Group • GANNI • gDiapers • Generalitat de Catalunya • Gobierno de la
Ciudad de Buenos Aires • Government of Chile • Government of Grenada • Government of Rwanda • Graham Packaging Company • Granta
Design • Greco • Guerrero • GreenBiz Group Inc. • GreenBlue and the Sustainable Packaging Coalition (SPC) • Greiner AG • GRID-Arendal
GW&K Investment Management • H Ayuntamiento de Toluca • H&M Group • Henkel AG & Co. KGA • Hera Group • Hermes EOS • Hi-Cone • High
Speed Sustainable Manufacturing Institute (HSSMI) • HP Inc. • Husky Injection Molding Systems Ltd. • INCOM RECYCLE Co., Ltd. Beijing • Inditex
Indonesian Waste Platform • Indorama Ventures Public Company Limited • Industria Mexicana de Reciclaje S.A. de CV. • ING • INGRUP • innocent
drinks • Insper Instituto de Ensino e Pesquisa • Institut für Kunststofftechnik • Institute for Integrated Quality Design (IQD), Johannes Kepler
University Linz (JKU) • Institute of Development Studies • Institute of Technology Tralee • Instituto Italiano di Tecnologia • International Solid Waste
Association - ISWA • International Union for Conservation of Nature (IUCN) • Internet Fusion Group • IWC Schaffhausen • IWrc • Jabli Packaging
Solutions • JAMES CROPPER PLC • Jan Ravenstijn Biomaterials Consulting • Jane Panty • JAVA MOUNTAIN COFFEE • Johnson and Johnson Consumer
Kaged Kesh Patra Kashitakeri Parichay • Keep Scotland Beautiful • KEEP SWEDEN TIDY • Kellogg Company • Kempen Capital • Kemper • Kesko
Keurig Dr Pepper • Kiara S. Winans • Kidlara • Kingfa Sci. & Tech. Co., Ltd. • Kmart Australia Limited • Koppala Packaging Ltd. • L'Oréal • L'OCCITANE en
General Investment Management • Life Cycle Initiative • Life Without Plastic • LIPOR - Intermunicipal Waste Management of Greater Porto, Portugal • LLUK •
London Waste and Recycling Board • Loop • Loop Circular Economy Platform Ltd • Loop Industries • LPP • Man Group • MARE - Marine and Environmental
Marks and Spencer plc • Mars, Incorporated • Material BA-Z, Centro Universitário Belas Artes de São Paulo • Material Economics • Matrix APA (UK) Ltd. •
McDonough Innovation • Melco Resorts & Entertainment • MERA - The Association for Sustainable Manufacturing • Mercy Investment Services, Inc. • METRO AG •
Ministry for the Environment New Zealand • Ministry of Environment and Energy Transition - Portugal • Ministry of the Environment (Peru) • Ministry of the Environment
Environmental Solutions Initiative • MIWA (Municipal Waste) • Mobil • mobil • Molson Coors Brewing Company • Mond • Monterey Bay Aquarium • Mr. Green Africa •
Cosmetic Cases • National Geographic Partners, LLC • National Recycling Coalition • NATURA COSMETICS • Nature's Path Foods • NaturaWorks • Nestlé • Netherlands Institute for
Ltd. • Noble Environmental Technologies Europe BV • NorthEdge Capital • Notpla Limited • Nova School of Business and Economics • Novamont SpA • NOVAPET • Nuceria Group • Ocean
Oceanographic Institute, Prince Albert I of Monaco Foundation • Okena Servicios Ambientales • Oliver Wyman • One Water • Open Systems Lab • Openbare Vlaamse Afval Maatschappij OVAM • Origin
PepsiCo • Pernod Ricard • PetStar • Philips • Pick n Pay • Pinguimom • Plant Based Products Council • Plant Chicago • Plastic Bank Recycling Corporation • Plastic Collective • Plastic Energy • Plastic Odyssey •
Holding GmbH & Co. KG • POSITIVA • Preserve • Prince Albert II of Monaco Foundation • Prof. Claudio Zara, Department of Finance, Bocconi University • Prof. Richard C. Thompson OBE • Professor Ioannis Ioannou • PROQUIMIA, S.A. • Provenance • PT Evogaia Karya Indonesia • Qualipac • Quantis • Ramani Narayan, MSU University Distinguished
Professor • Rathbone Greenbank Investments • Ravensbourne University London • Fashion Department • RB • Re-Poly, Evertrak, QRS • RecyclePoints • Recycling Technologies • Rediscovery Centre • RePack • Replenish Bottling LLC • RePurpose Global • RePurpose Group • Reusable Packaging Association • Riversimple Movement Ltd • Robeco •
Robert Lochhead, Professor and Director Emeritus of Polymer Science • Rodenburg Biopolymers • Royal Society of Chemistry • Planet Earth • Rubicon Global • S Group • SAMBITO • Samsøe Samsøe • São Paulo City Hall • Sarasin & Partners • SE Johnson • Schneider Electric • School of Management - Politecnico di Milano • Schwarz Group
(Lidl & Kaufland) • Scottish Government • Sealed Air Corporation • Searious Business • Selfridges • Shopliss Global Services Spa • Shanghai Rendu Ocean NPO Development Centre • SHAPES IN THE SAND • Sidel • Silgan Plastics • SIRONL • Sistema B International • Sky Group • Skyroom London Ltd • Smart Waste Portugal - Business
Development Network • Solid Waste Association of North America • SONAE MC • Sostenibilidad 3R&Es • South Pole • Spedal • SPB • Spinlock • Splosh Ltd. • Stanley Black & Decker • Stella McCartney • Stora Enso • Suez • Superdry Plc • SUST4IN • Sustainable Business Network • Sustainability • Svensk Plastindustriförening (SPIF) • SWANIA •
Swire Coca-Cola Ltd • SYSTEMIQ • Taiwan Circular Economy Network (循環台灣基金會) • Target Corporation • Target Australia Limited • Teco Transcontinental, Termoncoogibles, SA de CV • TerraCycle • Tetra Pak • The Association of Plastic Recyclers • The Better Packaging Co. • The Bio-D Company Ltd • The City of Copenhagen • The City of
Ljubljana, Slovenia • The Clorox Company • The Club of Rome • The Coca-Cola Company • The Consumer Goods Forum • The Eric and Wendy Schmidt Fund for Strategic Innovation • The Faculty of Entrepreneurship & Innovation - VIA University College • The Finnish Innovation Fund SITRA • The Global Environment Facility • The Government of
France • The Government of the United Kingdom • The Green Creative Lab • The Green Earth • The Institute for the Study of Science and Technology, National University of Quilmes (IESCT-UNQ) of Argentina • The Make-Cup Brand Make-Cup Concepts LLC • The Ocean Race • The Recycling Partnership • The Renewal Workshop • The RSA •
The Wallon Government • Think Beyond Plastic • TIPA-Corp • TOMRA Systems ASA • Topolytics • Triciclos • Trillium Asset Management • Tupack Verpackungen Gesellschaft m.b.H • Tupperware • UCL • Ultra Capital • Uncover Skincare BV • Unilever • Universidade de Trás-os-Montes e Alto Douro • Universiteit Gent • University of Edinburgh •
University of Northumbria, Newcastle • University of Portsmouth • UPM Rafiatec • Uppl UpCycling Plastic BV • ValGroup • Veolia • Verstraete in mould labels • Vert Asset Management • Vita Bio/Energy Ltda • Walmart Inc. • Warner Babcock Institute for Green Chemistry • Waste Ventures India Pvt. Ltd. • Waste4Change • Water Unite •
Werner & Mertz GmbH • Woolworths Holdings Limited • World Economic Forum • Worn Again Technologies • WPP • WRAP • Wrapite International Ltd. • World Wildlife Fund (WWF) • Xiamen Luhai Pro-environment Inc. • Zero Waste Shop Moscow • Zespi Group Limited • Zevin Asset Management • ZigZag Global • π = Plastic Pollution Prevention

Borealis AG		Reporting details
<p>HQ location: Austria</p> <p>Website: https://www.borealisgroup.com/</p>	<p>Borealis is a leading provider of polyolefins and base chemicals. Our solutions address challenges in the areas of climate, energy, food, health, water and sanitation, and the mechanical recycling of polyolefins. We create ever more value by developing new approaches, technologies and products.</p>	<p>Reporting time frame: January 2019 - December 2019</p> <p>Verification of data: No third-party verification or assurance</p> <p>Joined the Global Commitment: 10/18</p>
<p>Take action to increase the use of post-consumer recycled plastic</p>		<p>Latest year (2025 target): 3% (n/a)</p>
<p>By 2025, Borealis aims to increase its recycled plastic solutions to 350.000 tons per year. In 2019, we have progressed to 100.000 tons per year.</p> <p>Significant progress towards its Global Commitment target was made possible thanks to investments in the two Borealis-owned recycling operations (mtm plastics and Ecoplast), as well as through technology development to provide increased recycled solutions. 2018 saw the acquisition of Ecoplast as well as the inauguration of an investment project at mtm to increase the capacity and capability. In 2019 the production capacity of Ecoplast was increased by 60% with a strategic investment whilst also enhancing the quality of recycled plastic.</p>		
<p>Optional commitments made</p>		
<p>Furthermore, Borealis promotes circularity by actively engaging the value chain to design for recycling. The 10 Codes of Conduct for Design for Circularity were developed with the expertise of recyclers, resulting in guidelines to maximise the quality and quantity of recyclable packaging materials. These Codes help designers develop packaging materials that can be successfully recycled and used again in either the same application or other products.</p> <p>Borealis and Neste begin a strategic co-operation to accelerate circularity and bioeconomy in plastics production. Borealis will produce bio-polypropylene using Neste's renewable propane by end of 2019.</p> <p>Borealis is the co-founder of project STOP. By October 2019, in its first city-partnership project in Muncar, Indonesia, Project STOP brought waste collection to more than 30,000 people, most for the first time, created 60 full time jobs, collected 1,800 tonnes of waste (300 tonnes of plastic), cleaned 5,000m² of beach surface area collecting 76 tonnes of plastic waste and engaged new strategic partners - such as Nestle and the Alliance to End Plastic Waste, and new technical partner the Schwarz Group.</p> <p>Looking forward we will implement two additional city-partnerships in Pasuruan (East Java) and in Jembrana (Bali) so that we can reach up to 450,000 people and collect 80,000 tonnes of waste (8,000 tonnes of plastic waste) annually, Furthermore, we will increase funding of the initiative through new partners to reach an investment of USD 14 M in Indonesian waste systems.</p>		
<p>Information on volumes of plastic produced</p>		<p>Volume: submitted to the Foundation only</p>

Indorama Ventures Public Company Limited		Reporting details
Annual revenue: > USD10 billion HQ location: Thailand Website: www.indoramaventures.com	Indorama Ventures Public Company Limited (IVL), listed in Thailand, is a world leading petrochemicals producer with a global manufacturing footprint. The company's portfolio comprises Integrated PET, Fibers, Packaging, Specialty Chemicals and Olefins. The Company is in the Dow Jones Sustainability Index.	Reporting time frame: January 2018 - December 2018 Verification of data: Third-party verification or assurance process in place for all of the data Joined the Global Commitment: 10/18
Polymers produced, by types: <input type="checkbox"/> HDPE <input type="checkbox"/> LDPE <input checked="" type="checkbox"/> PET <input type="checkbox"/> PP <input type="checkbox"/> PS <input type="checkbox"/> PVC <input type="checkbox"/> OTHER		
Take action to increase the use of post-consumer recycled plastic		Latest year (2025 target): 0.5% (>12%)
<p>2019 will be a significant year for IVL in the recycling of PET. In March 2019, Indorama Ventures started the commercial production and marketing of 100% rPET pellets made from PCR PET bottles in Europe. The initial nameplate capacity is 16,000 tonnes per annum. Expectations are that this capacity to be expeditiously exceeded as expansion/acquisition plans are being developed. Also in 2019, IVL will begin manufacturing rPET content resin, utilizing chemically recycled PCR PET feedstock, displacing fossil materials, and generating recycled content PET made from recycled monomers in Europe. First scale-up production is expected Q4 2019. In the start-up phase, IVL will consume approximately 10,000 tonnes per annum of feedstock from recycled PET into its production facilities in Europe. Significant plans to expand this process are to be developed, and will take place once the commissioning of this new technology has been completed. In addition, Indorama Ventures Sustainable Solutions (IVSS) based in the USA, created following an acquisition in January 2019 will produce 30,000 tons of rPET Flake and 10,000 tons of rPET chip, adding significantly to IVL's global recycling portfolio.</p> <p>In summary Indorama Ventures has entered into a tremendous journey, to energize the circularity of PET Resin production and is making progress in delivering on its 750,000 tonnes of reclaimed PET ambition by 2025. It has been publicly announced that a budget of approximately USD 1,5 billion has been allocated to achieve the targets by 2025. This exhibits the commitment the leadership of the company has made to achieve the target.</p>		
Optional commitments made		
<p>It is early days on the journey to 2025; the response here addresses the immediate actions being taken. The usage of post consumer, pre consumer, and renewable content are relatively small at present. Significant investment over the years 2019-2025 will exhibit a substantial growth in post consumer materials. Renewables offer poorer alternatives. The main focus remains post consumer to give opportunity for waste not to enter the environment but become a sustained raw material, replacing new for fossil as well as renewable feedstock sourcing.</p>		
Information on volumes of plastic produced		Volume: Submitted to the Foundation only

RAW MATERIAL PRODUCERS - COMPOSTABLE PLASTICS

A.I.S.E., International Association for Soaps,
Detergents and Maintenance Products • actiam • Adrian
Dominican Sisters, Portfolio Advisory Board • AECOC • Afeka Institute of
Circular Engineering and Economy • AGMPM (Association of the Greek Manufacturers of
Packaging & Materials) • Ahold Delhaize • ALBEA • Algramo • ALPLA Werke Alwin Lehner GmbH &
Co KG • Altheia Sustainable Ocean Fund • Amcor • American Licorice Company • ANIPAC • APK AG • APLM
• Portuguesa Marine Litter Association • AptarGroup Inc. • Aquapak Polymers Limited • Arca Continental • Archchemics
Ltd • Arup • As You Sow • Asia Pacific Waste Consultants (APWC) • Asociación Chilena para el Fomento de la Economía del
Bien Común - (EBC) • Asociación Nacional de la Industria Química A.C. (ANIQ) • Associação para as Ciências do Mar - APCM •
Atalay Atasu • Avespa • Bangor University • Barilla G. & R. Fratelli SpA • Baum und Pferdgarten • Bell Holding • Bella+Frank • Berkeley
Center for Green Chemistry • Berry Global • bioMASON, Inc. • Biopac UK Ltd • BioPak Pty Ltd • Bioproducts Discovery and Development Centre
(BDDC), University of Guelph, Ontario, Canada • BMO Global Asset Management • BNP Paribas Asset Management • Boomer • Borealis AG • Boston
Common Asset Management • Brightplus Oy • Brunel Pension Partnership Ltd • Burberry Group plc • Burberry Material Futures Research Group from the
Royal College of Art • Buisson Community • C&D Cities Climate Leadership Group • Cabot Corporation • Californians Against Waste • Calouste
Gulbenkian Foundation • CAPTURE • CarbonLITE Recycling • Carrefour • CBPAK Tecnologia S/A • Cedo • CEFLEX • CEMPRE Colombia - Compromiso Empresarial
para el Reciclaje • China Plastic Recycling Association of China Resource Recycling Association • China Plastics Reuse and Recycling Association • Circular Economy
Initiative at KTH Royal Institute of Technology (CE@KTH) • Circular Economy Innovation Centre - USP • CIRCULAR ECONOMY JAPAN • Circular Economy Leadership
Coalition • Circular Sweden • Circularity Capital LLP • Circulate Capital • Circulo Verde • City of Austin • Clarmondial • Cleaning and Hygiene Suppliers Association • Closed
Loop Partners • Coast Impact Fund • Coca-Cola FEMSA • Colgate-Palmolive Company • College of Design and Innovation, Tongji University • Commonsense • Congregation of St.
Joseph • Constantia Flexibles • Core Capital Management LLC • Corn Refiners Association • Creolus • CSSA (Canadian Stewardship Services Alliance Inc.) • Cumpal BV • CupClub
Limited • Custompak Plastic Products 1997 Ltd • Danone S.A. • Daughters of Charity, Province of St. Louise • Delphi's Eco • Department of Economics and Management - Dipartimento di
Scienze Economiche e Aziendali, University of Pavia • Datspak • Diageo • Diplomarc Corporation • Dignity Health • Dr. Girma Zawdie • Dr. Alysia Garmulewicz, Professor, Universidad de
Santiago de Chile • Dr. Carson Meredith • Dragon Rouge Limited • Dynapack Asia • Earthwatch Institute • Earthwise Group
ECOGESTUS, Waste Management Ltd • Ecoiberia Reciclados Ibericos SA • ECOPIXEL • Ecopod • ecostore • Ecosurety •
Environment Global Facilities • Elemental Impact • ELISAVA Barcelona School of Design and Engineering • Encorp
ENGEL Austria GmbH • Envases Universales de México • Enviro Pride • Environment Department, Ministry of
Energy and Climate Change, Republic of Seychelles • EPRO European Plastics Recycling and Recovery Organisation •
São Simão Ltda • ESG Portfolio Management • Esstly AB • Etica Sgr • Responsible Investments • European Investment
Bank • European Recycling Industries' Confederation (EuRIC) • EXCELRISSE • Excess Materials Exchange • Exchange
Change Brasil • Faculty of Management, Law and Social Sciences, University of Bradford • Ferrero • Fifth Season Ventures •
Flex Film International BV • Flexible Packaging Europe • Food & Consumer Products of Canada • FoodDrinkEurope • Footprints
Africa • FORWARDone Venture Capital for Hardware • Foundation Recycsol • FrieslandCampina Nederland B.V. • Full Cycle
Bioplastics • Fundación Latinoamérica Verde • Futamura Group • GANNI • gDiapers • Generalitat de Catalunya • Gobierno de la
Ciudad de Buenos Aires • Government of Chile • Government of Grenada • Government of Rwanda • Graham Packaging Company • Granta
Design • Greco & Guerrero • GreenBiz Group Inc. • GreenBlue and the Sustainable Packaging Coalition (SPC) • Greiner AG • GRID-Arendal
GW&K Investment Management • H Ayuntamiento de Toluca • H&M Group • Henkel AG & Co. KGaA • Hera Group • Harmes EOS • Hi-Cone • High
Speed Sustainable Manufacturing Institute (HSSMI) • HP Inc. • Husky Injection Molding Systems Ltd. • INCOM RECYCLE Co., Ltd. Beijing • Inditex
Indonesian Waste Platform • Indorama Ventures Public Company Limited • Industria Mexicana de Reciclaje S.A. de CV. • ING • INGRUP • innocent
drinks • Insper Instituto de Ensino e Pesquisa • Institut für Kunststofftechnik • Institute for Integrated Quality Design (IQD), Johannes Kepler
University Linz (JKU) • Institute of Development Studies • Institute of Technology Tralee • Instituto Italiano di Tecnologia • International Solid Waste
Association - ISWA • International Union for Conservation of Nature (IUCN) • Internet Fusion Group • IWC Schaffhausen • IWrc • Jabli Packaging
Solutions • JAMES CROPPER PLC • Jan Ravenstijn Biomaterials Consulting • Jane Panty • JAVA MOUNTAIN COPPEE • Johnson and Johnson Consumer
Kaged Kesh Patra Kashitakar Panchayat • Keep Scotland Beautiful • KEEP SWEDEN TIDY • Kellogg Company • Kempen Capital • Kemper • Kesaco
Keurig Dr Pepper • Kiara S. Winans • Kidlara • Kingfa Sci. & Tech. Co., Ltd. • Kmart Australia Limited • Koppala Packaging Ltd. • L'Oréal • L'OCCITANE en
General Investment Management • Life Cycle Initiative • Life Without Plastic • LIPOR - Intermunicipal Waste Management of Greater Porto, Portugal • LLUK •
London Waste and Recycling Board • Loop • Loop Circular Economy Platform Ltd • Loop Industries • LPP • Man Group • MARE - Marine and Environmental
Marks and Spencer plc • Mars, Incorporated • Material BA-Z, Centro Universitário Belas Artes de São Paulo • Material Economics • Matrix APA (UK) Ltd. •
McDonough Innovation • Melco Resorts & Entertainment • MERA - The Association for Sustainable Manufacturing • Mercy Investment Services, Inc. • METRO AG •
Ministry for the Environment New Zealand • Ministry of Environment and Energy Transition - Portugal • Ministry of the Environment (Peru) • Ministry of the Environment
Environmental Solutions Initiative • MIWA (Municipal Waste) • Mobil • mobilis • Molson Coors Brewing Company • Mondelēz • Monterey Bay Aquarium • Mr. Green Africa •
Cosmetic Cases • National Geographic Partners, LLC • National Recycling Coalition • NATURA COSMETICS • Nature's Path Foods • NaturaWorks • Nestlé • Netherlands Institute for
Ltd. • Noble Environmental Technologies Europe BV • NorthEdge Capital • Notpla Limited • Nova School of Business and Economics • Novamont SpA • NOVAPET • Nuceria Group • Ocean
Oceanographic Institute, Prince Albert II of Monaco Foundation • Okena Servicios Ambientales • Oliver Wyman • One Water • Open Systems Lab • Openbare Vlaamse Afval Maatschappij OVAM • Origin
PepsiCo • Pernod Ricard • PetStar • Philips • Pick n Pay • Pinguimom • Plant Based Products Council • Plant Chicago • Plastic Bank Recycling Corporation • Plastic Collective • Plastic Energy • Plastic Odyssey •
Holding GmbH & Co. KG • POSITIVA • Preserve • Prince Albert II of Monaco Foundation • Prof. Claudio Zara, Department of Finance, Bocconi University • Prof. Richard C. Thompson OBE • Professor Ioannis Ioannou • PROQUIMIA, S.A. • Provenance • PT Evogaia Karya Indonesia • Qualipac • Quantis • Ramani Narayan, MSU University Distinguished
Professor • Rathbone Greenbank Investments • Ravensbourne University London • Fashion Department • RB • Re-Poly, Evertrak, QRS • RecyclePoints • Recycling Technologies • Rediscovery Centre • RePack • Replenish Bottling LLC • RePurpose Global • RePurpose Group • Reusable Packaging Association • Riversimple Movement Ltd • Robeco •
Robert Lochhead, Professor and Director Emeritus of Polymer Science • Rodenburg Biopolymers • Royal Society of Chemistry • Planet Earth • Rubicon Global • S Group • SAMBITO • Samsøe Samsøe • São Paulo City Hall • Sarasin & Partners • SC Johnson • Schneider Electric • School of Management - Politecnico di Milano • Schwarz Group
(Lidl & Kaufland) • Scottish Government • Sealed Air Corporation • Searious Business • Selfridges • Shopliss Global Services Spa • Shanghai Rendu Ocean NPO Development Centre • SHAPES IN THE SAND • Sidal • Silgan Plastics • SIRONL • Sistema B International • Sky Group • Skyroom London Ltd • Smart Waste Portugal - Business
Development Network • Solid Waste Association of North America • SONAE MC • Sostenibilidad 3R&Es • South Pole • Spedal • SPB • Spinlock • Splosh Ltd. • Stanley Black & Decker • Stella McCartney • Stora Enso • Suez • Superdry Plc • SUST4IN • Sustainable Business Network • Sustainability • Svensk Plastindustriförening (SPIF) • SWANIA •
Swire Coca-Cola Ltd • SYSTEMIQ • Taiwan Circular Economy Network (循環台灣基金會) • Target Corporation • Target Australia Limited • TC Transcontinental, Termoncoogibles, SA de CV • TerraCycle • Tetra Pak • The Association of Plastic Recyclers • The Better Packaging Co. • The Bio-D Company Ltd • The City of Copenhagen • The City of
Ljubljana, Slovenia • The Clorox Company • The Club of Rome • The Coca-Cola Company • The Consumer Goods Forum • The Eric and Wendy Schmidt Fund for Strategic Innovation • The Faculty of Entrepreneurship & Innovation - VIA University College • The Finnish Innovation Fund SITRA • The Global Environment Facility • The Government of
France • The Government of the United Kingdom • The Green Creative Lab • The Green Earth • The Institute for the Study of Science and Technology, National University of Quilmes (IESCT-UNQ) of Argentina • The Make-Cup Brand Make-Cup Concepts LLC • The Ocean Race • The Recycling Partnership • The Renewal Workshop • The RSA •
The Wallon Government • Think Beyond Plastic • TIPA-Corp • TOMRA Systems ASA • Topolytics • Triciclos • Trillium Asset Management • Tupack Verpackungen Gesellschaft m.b.H • Tupperware • UCL • Ultra Capital • Uncover Skincare BV • Unilever • Universidade de Trás-os-Montes e Alto Douro • Universiteit Gent • University of Edinburgh •
University of Northumbria, Newcastle • University of Portsmouth • UPM Rafiatec • Uppl UpCycling Plastic BV • ValGroup • Veolia • Verstraete in mould labels • Vert Asset Management • Vita BioEnergy Ltda • Walmart Inc. • Warner Babcock Institute for Green Chemistry • Waste Ventures India Pvt. Ltd. • Waste4Change • Water Unite •
Werner & Mertz GmbH • Woolworths Holdings Limited • World Economic Forum • Worn Again Technologies • WPP • WRAP • Wraprite International Ltd. • World Wildlife Fund (WWF) • Xiamen Luhai Pro-environment Inc. • Zero Waste Shop Moscow • Zespi Group Limited • Zevin Asset Management • ZigZag Global • π = Plastic Pollution Prevention

Aquapak Polymers Limited		Reporting details
<p>Annual revenue: < USD10 million</p> <p>HQ location: United Kingdom</p> <p>Website: www.aquapakpolymers.com</p>	<p>Manufacturer of a specialty polymer resin.</p>	<p>Reporting time frame: April 2019 - August 2019</p> <p>Verification of data: Plans for third-party verification or assurance in development</p> <p>Joined the Global Commitment: 10/18</p>
<p>Polymers produced, by types:</p> <p><input type="checkbox"/> Cellulose-based polymers <input type="checkbox"/> PBAT <input type="checkbox"/> PCL <input type="checkbox"/> Protein-based polymers <input type="checkbox"/> PHAs <input type="checkbox"/> PLA <input type="checkbox"/> Polysaccharide-based polymers <input checked="" type="checkbox"/> OTHER</p>		
<p>Take action to increase the share of renewable content to at least 75%, all of it from responsibly managed sources Latest year (2025 target): Submitted to the Foundation only (≥ 75%)</p> <p>Percentage of renewable content used: Submitted to the Foundation only</p>		
<p>Aquapak's base polymer is the main source of non-renewable content and is currently only commercially available in this form.</p> <p>We have identified potentially viable routes to renewable monomers which enable the production of the base polymer.</p> <p>Consequently we have instigated an R&D programme with our main raw material supplier to look at the feasibility of producing both part and fully renewable versions.</p>		
<p>Take action to determine that the renewable material sources are responsibly managed</p>		
<p>We have checked with the relevant raw material supplier and evaluated their data measuring the C14 content and the descriptions on the sourcing of the original feedstock prior to conversion to their product.</p>		
<p>Information on volumes of plastic produced</p>		<p>Volume: Submitted to the Foundation only</p>
<p>Volume of plastic, as percentage of total produced plastic weight, which is:</p> <p>Compostable: Submitted to the Foundation only</p> <p>Non- compostable: Submitted to the Foundation only</p>		

Ecovative		Reporting details
<p>Annual revenue: < USD10 million</p> <p>HQ location: United States</p> <p>Website: ecovativedesign.com</p>	<p>At Ecovative, we believe there is a better way to feed the planet and reduce the amount of plastic used in consumer products. Our mission is to grow better materials that are compatible with Earth.</p>	<p>Reporting time frame: November 2018 - August 2019</p> <p>Verification of data: No third-party verification or assurance</p> <p>Joined the Global Commitment: 10/18</p>
<p>Polymers produced, by types:</p> <p>No report available</p>		
<p>Take action to increase the share of renewable content to at least 75%, all of it from responsibly managed sources Latest year (2025 target): Submitted to the Foundation only (100%)</p> <p>Percentage of renewable content used: Submitted to the Foundation only</p>		
<p>All plastics utilized in our packaging production process are recyclable. All packaging and materials we produce are made from 100% renewable content that comes from responsibly managed sources.</p>		
<p>Take action to determine that the renewable material sources are responsibly managed</p>		
<p>We either visited the production sites directly or confirmed material management plans prior to committing to vendors.</p>		
<p>Information on volumes of plastic produced</p>		<p>Volume: Submitted to the Foundation only</p>
<p>Volume of plastic, as percentage of total produced plastic weight, which is:</p> <p>Compostable: Submitted to the Foundation only</p> <p>Non- compostable: Submitted to the Foundation only</p>		

Full Cycle Bioplastics		Reporting details
Annual revenue: < USD10 million HQ location: United States Website: http://fullcyclebioplastics.com/	Full Cycle provides technology that converts mixed organic waste streams (e.g. inedible food waste, agricultural byproducts and paper co-products) into cost competitive, compostable biopolymers.	Reporting time frame: January 2018 - December 2018 Verification of data: No third-party verification or assurance Joined the Global Commitment: 10/18
Polymers produced, by types: <input type="checkbox"/> Cellulose-based polymers <input type="checkbox"/> PBAT <input type="checkbox"/> PCL <input type="checkbox"/> Protein-based polymers <input checked="" type="checkbox"/> PHAs 100% <input type="checkbox"/> PLA <input type="checkbox"/> Polysaccharide-based polymers <input type="checkbox"/> OTHER		
Take action to increase the share of renewable content to at least 75%, all of it from responsibly managed sources		Latest year (2025 target): Submitted to the Foundation only (≥ 75%)
Percentage of renewable content used Submitted to the Foundation only		
<p>Full Cycle uses mixed organic waste materials as feedstock to produce PHA biopolymers. The primary waste stream sourced during the reporting period was packaged and unpackaged pre-consumer food waste generated from a local partner's business operations.</p> <p>The inedible food waste is non-toxic, emits a low amount of VOCs and can be considered renewable given that none of the organic waste materials were directly derived from petroleum sources. At the moment, Full Cycle does not measure whether the component products in the mixed organic waste streams were produced using petroleum but could be an opportunity in the future.</p> <p>Full Cycle does use trace amounts of oil-derived chemical inputs as part of its production process.</p>		
Take action to determine that the renewable material sources are responsibly managed		
<p>Full Cycle works closely with all of its feedstock partners to ensure that the materials are responsibly managed. We prioritize sourcing locally generated waste feedstocks so as to minimize the environmental and social impacts related to transportation.</p> <p>During the reporting period, we sourced mixed organic waste from a corporate partner that has implemented a robust corporate responsibility program.</p>		
Information on volumes of plastic produced		Volume: Submitted to the Foundation only
Volume of plastic, as percentage of total produced plastic weight, which is: Compostable: 100% Non- compostable: 0%		

mobius		Reporting details
Annual revenue: < USD10 million HQ location: United States Website: www.mobius.co	At mobius, we're creating a world where There's Wonder in Waste. We're developing a platform of naturally biodegradable and compostable plastics made from lignin, a waste product of the paper and biofuel industry, for applications in agriculture, horticulture, food service packaging, and beyond.	Reporting time frame: August 2018 - July 2019 Verification of data: No third-party verification or assurance Joined the Global Commitment: 10/18
Polymers produced, by types: <input type="checkbox"/> Cellulose-based polymers <input type="checkbox"/> PBAT <input type="checkbox"/> PCL <input type="checkbox"/> Protein-based polymers <input type="checkbox"/> PHAs <input type="checkbox"/> PLA <input type="checkbox"/> Polysaccharide-based polymers <input checked="" type="checkbox"/> OTHER 100%		
Take action to increase the share of renewable content to at least 75%, all of it from responsibly managed sources		Latest year (2025 target): 50% (100%)
Percentage of renewable content used: 75%		
<p>The two primary components of our commitment were: 1. Use 100% renewable feedstocks that come from responsibly managed sources to produce our materials and 2. use feedstocks have a minimum of 50% content derived from industrial organic waste streams from food, forestry, and agriculture.</p> <p>Our materials are produced by combining lignin (a renewable byproduct product of the paper and biofuel industry) and other bio-based and/or biodegradable co-polymers. It's important to note that we can use a wide range of co-polymers in order to tune the mechanical properties and degradability of our plastics.</p> <p>To date, all of the lignin we use are sourced from renewable feedstocks that are produced and managed by paper and forestry companies. In terms of co-polymers, roughly half of the materials we use are based on bio-based feedstocks and the other half are derived from petroleum, but all of them are biodegradable and/or compostable. Fortunately, the feedstocks that are derived from petroleum can be produced using renewable feedstocks.</p> <p>In the last year, we have continued to evaluate new co-polymers and have established new relationships with the suppliers of bio-based co-polymers to replace petroleum derived polymers in our process. In addition, we have begun to research new waste streams, such as hemp waste and cooking oil, and observing how we can add them to our materials, further increasing renewable content. On average, the renewable content of our materials is 75%.</p>		
Take action to determine that the renewable material sources are responsibly managed		
<p>We have worked with our lignin suppliers to ensure that the lignin they produce is from responsibly managed sources, which for us means that the forests are managed in a sustainable way. We are in the process of determining that the other additives and co-polymers are responsibly managed and sourced. As mentioned elsewhere, we are working with new suppliers and vendors to replace petroleum derived co-polymers with bio-based materials.</p> <p>In the future, we will add third party verification on the sustainability and sourcing of our raw materials.</p>		

Optional commitments made

Our additional commitment focuses on using organic waste streams as a primary component of our materials. Our core technology uses lignin, a renewable byproduct from the paper and biofuel industry, as a primary building block for our materials. We have begun to research new waste streams, such as hemp waste and cooking oil, to see how we can add these new feedstocks to our materials, further increasing renewable content.

Adding these new feedstocks will expand the palette of materials we are able to produce and can provide other benefits, like slow release nutrients. The capacity for biodegradable plastic materials to contain beneficial nutrients and control the release of these nutrients is of interest in the agriculture and horticulture industry.

Information on volumes of plastic produced

0.25 metric tonnes

Volume of plastic going into packaging, as percentage of total produced plastic weight:

0%

Volume of plastic, as percentage of total produced plastic weight, which is:

Compostable: 100%

Non- compostable: 0%

NatureWorks LLC		Reporting details
Annual revenue: USD10 million - USD1 billion HQ location: United States Website: www.natureworkslc.com	NatureWorks is a US based company producing Polylactic acid (PLA) polymers sourced from 100% renewable materials. The polymer is used in products such as rigid thermoformed packaging, Food Service Ware, films, woven and non wovens, coffee capsules, appliances and 3D printing filament.	Reporting time frame: January 2018 - December 2018 Verification of data: Third-party verification or assurance process in place for all of the data Joined the Global Commitment: 10/18
Polymers produced, by types: <input type="checkbox"/> Cellulose-based polymers <input type="checkbox"/> PBAT <input type="checkbox"/> PCL <input type="checkbox"/> Protein-based polymers <input type="checkbox"/> PHAs <input checked="" type="checkbox"/> PLA <input type="checkbox"/> Polysaccharide-based polymers <input type="checkbox"/> OTHER		
Take action to increase the share of renewable content to at least 75%, all of it from responsibly managed sources Percentage of renewable content used: 100%		Latest year (2025 target): 46% (100%)
NatureWorks is a bio-polymer producer and we make PLA biopolymers sourced from 100% renewable feedstock. Question is not applicable to us. We have no committed concerning the increase of the share of renewable content to 75%, since the renewable content of the polymers NatureWorks produces was already 100% from the beginning.		
Take action to determine that the renewable material sources are responsibly managed		
NatureWorks committed to the following goals in support of sustainable agriculture for biopolymer production: 1. By 2019, 60% of our feedstock will be sustainably produced via ISCC PLUS. 2. By 2020, 100% of our feedstock will be sustainably produced via ISCC PLUS. The current feedstock we use is Corn Starch. The production meets the requirements as defined in the ISCC PLUS certification scheme. Farmers and downstream processes are annually audited by a 3rd party certification company.		
Optional commitments made		
At the end of 2018 46% of our feedstock was sustainably produced via ISCC PLUS.		

Volumes of plastic produced

Submitted to the Foundation only

Volume of plastic, as percentage of total produced plastic weight, which is:

Compostable: 100%

Non- compostable: 0%

Novamont SpA		Reporting details
<p>Annual revenue: USD10 million - USD1 billion</p> <p>HQ location: Italy</p> <p>Website: https://www.novamont.com/eng/</p>	<p>Novamont is a world leader in the production of biodegradable and compostable bioplastics and in the development of bioproducts designed to solve environmental issues related to soil and water quality. Headquartered in Italy, it operates through own distributors in over 40 countries in all continents.</p>	<p>Reporting time frame: January 2018 - December 2018</p> <p>Verification of data: Third-party verification or assurance process in place for some of the data</p> <p>Joined the Global Commitment: 10/18</p>
<p>Polymers produced, by types:</p> <p> <input type="checkbox"/> Cellulose-based polymers <input type="checkbox"/> PBAT <input type="checkbox"/> PCL <input type="checkbox"/> Protein-based polymers <input type="checkbox"/> PHAs <input type="checkbox"/> PLA <input type="checkbox"/> Polysaccharide-based polymers <input checked="" type="checkbox"/> OTHER </p>		
<p>Take action to increase the share of renewable content to at least 75%, all of it from responsibly managed sources Latest year (2025 target): Submitted to the Foundation only (80%)</p> <p>Percentage of renewable content used: Submitted to the Foundation only</p>		
<p>During 2018 the group increased the use of bio-BDO produced by Mater-Biotech, a company based in Adria (North East of Italy) 100% owned by Novamont, as a building block in further degrees of Mater-Bi, with achievement of the minimum content of 40% renewable.</p> <p>Moreover in October 2018 the process of reconversion of the second production line of the Mater-Biopolymer plant has been concluded. The plant is the Novamont Group's site dedicated to the production of Origo-Bi, a family of biodegradable polyesters which enter the production process of Mater-Bi bioplastics. The reconversion of the second line allowed to double the production of Origo-Bi polyesters up to 100,000 metric tonnes per year, allowing to meet the demands posed by the medium-term development of the bioplastics market and to increase the renewable content of Mater-Bi.</p>		
<p>Novamont is strongly oriented towards identifying an approach based on the promotion of a sustainable supply chain of its raw materials, especially for those that are renewable. In pursuing this objective, at this moment, priority has been given to social issues, obtaining from our main direct suppliers of renewable materials, certificates of adhesion to social sustainability criteria that are codified in the "e-label!" certification program for plastic materials in primary form. (ANNEX B - Code of social and environmental conduct to be signed for the satisfaction of Criterion 2 "Traceability of the supply chain for raw materials").</p> <p>For this reason we can assess that overall our renewable raw materials are responsibly supplied and therefore that the percentage of renewable content from responsibly managed sources used corresponds to the percentage of renewable content used.</p> <p>Further investigations are underway regarding environmental aspects and criteria.</p>		

Optional commitments made

Novamont collaborates with farmers and agricultural association (such as Coldiretti) for the development of an integrated supply chain, in terms of sustainable production, creation of jobs and knowledge, in connection with local specificities and problems. Novamont also collaborates with brand owners, primary producers of packaging and research centers for the development of packaging solutions compostable, recyclable and/or with increasing renewable content. Within this framework Novamont also participates to European project focused on innovation in the field of packaging, such as Circ-Pack, Mypack, Polynspire and Pulpacktion.

Information on volumes of plastic produced

Volume: Submitted to the Foundation only

Volume of plastic, as percentage of total produced plastic weight, which is:

Compostable: 100%

Non- compostable: 0%

Rodenburg Biopolymers		Reporting details
Annual revenue: < USD10 million HQ location: Netherlands Website: www.rodensburg.com	Rodenburg Biopolymers produces bioplastic granulate, which is biobased and biodegradable.	Reporting time frame: January 2018 - January 2019 Verification of data: No third-party verification or assurance Joined the Global Commitment: 01/19
Polymers produced, by types: No report available		
Take action to increase the share of renewable content to at least 75%, all of it from responsibly managed sources Latest year (2025 target): Submitted to the Foundation only (≥ 75%)		
Percentage of renewable content used: Submitted to the Foundation only		
We have been able to set the content of our biobased plastics to at least 70% for most of our grades. Unfortunately the transparency of some of our raw material suppliers does not allow us to verify how the resources are managed. At least 30% of the content comes from responsibly managed sources, which are side streams from the potato chips industry and fibers from agricultural side streams.		
Take action to determine that the renewable material sources are responsibly managed		
Responsibly managed renewable materials are side streams from the food industry, which would not be used as food anymore and thus do not compete for land-use with food crops.		
Information on volumes of plastic produced		Volume: Submitted to the Foundation only
Volume of plastic, as percentage of total produced plastic weight, which is:		
Compostable: 100% Non- compostable: 0%		

RAW MATERIAL PRODUCERS

- MIXED

A.I.S.E., International Association for Soaps,
Detergents and Maintenance Products • actiam • Adrian
Dominican Sisters, Portfolio Advisory Board • AECOC • Afeka Institute of
Circular Engineering and Economy • AGMPM (Association of the Greek Manufacturers of
Packaging & Materials) • Ahold Delhaize • ALBEA • Algramo • ALPLA Werke Alwin Lehner GmbH &
Co KG • Altheia Sustainable Ocean Fund • Amcor • American Licorice Company • ANIPAC • APK AG • APLM
- Portuguese Marine Litter Association • AptarGroup Inc. • Aquapak Polymers Limited • Arca Continental • Archchemics
Ltd • Arup • As You Sow • Asia Pacific Waste Consultants (APWC) • Asociación Chilena para el Fomento de la Economía del
Bien Común - (EBC) • Asociación Nacional de la Industria Química A.C. (ANIQ) • Associação para as Ciências do Mar - APCM •
Atalay Atasu • Avespa • Bangor University • Barilla G. & R. Fratelli SpA • Baum und Pferdgarten • Bell Holding • Bella+Frank • Berkeley
Center for Green Chemistry • Berry Global • bioMASON, Inc. • Biopac UK Ltd • BioPak Pty Ltd • Bioproducts Discovery and Development Centre
(BDDC), University of Guelph, Ontario, Canada • BMO Global Asset Management • BNP Paribas Asset Management • Boomer • Borealis AG • Boston
Common Asset Management • Brightplus Oy • Brunel Pension Partnership Ltd • Burberry Group plc • Burberry Material Futures Research Group from the
Royal College of Art • Business Community • C&D Cities Climate Leadership Group • Cabot Corporation • Californians Against Waste • Calouste
Gulbenkian Foundation • CAPTURE • CarbonLITE Recycling • Carrefour • CBPAK Tecnología S/A • Cedo • CEFLEX • CEMPRE Colombia - Compromiso Empresarial
para el Reciclaje • China Plastic Recycling Association of China Resource Recycling Association • China Plastics Reuse and Recycling Association • Circular Economy
Initiative at KTH Royal Institute of Technology (CE@KTH) • Circular Economy Innovation Centre - USP • CIRCULAR ECONOMY JAPAN • Circular Economy Leadership
Coalition • Circular Sweden • Circularity Capital LLP • Circulate Capital • Circulo Verde • City of Austin • Clarmondial • Cleaning and Hygiene Suppliers Association • Closed
Loop Partners • Coast Impact Fund • Coca-Cola FEMSA • Colgate-Palmolive Company • College of Design and Innovation, Tongji University • Commonsense • Congregation of St.
Joseph • Constantia Flexibles • Core Capital Management LLC • Corn Refiners Association • Creolus • CSSA (Canadian Stewardship Services Alliance Inc.) • Cumpal BV • CupClub
Limited • Custompak Plastics Products 1997 Ltd • Danone S.A. • Daughters of Charity, Province of St. Louise • Delphi's Eco • Department of Economics and Management - Dipartimento di
Scienze Economiche e Aziendali, University of Pavia • Datspak • Diageo • Diagam Corporation • Dignity Health • Dr. Girma Zawdie • Dr. Alysia Garmulewicz, Professor, Universidad de
Santiago de Chile • Dr. Carson Meredith • Dragon Rouge Limited • Dynapack Asia • Earthwatch Institute • Earthwise Group
ECOGESTUS, Waste Management Ltd • Ecoiberia Reciclados Ibericos SA • ECOPIXEL • Ecopod • ecostore • Ecosurety •
Environment Global Facilities • Elemental Impact • ELISAVA Barcelona School of Design and Engineering • Encorp
ENGEL Austria GmbH • Envases Universales de México • Enviro Pride • Environment Department, Ministry of
Energy and Climate Change, Republic of Seychelles • EPRO European Plastics Recycling and Recovery Organisation •
São Simão Ltda • ESG Portfolio Management • Esstly AB • Etilca SGR - Responsible Investments • European Investment
Bank • European Recycling Industries' Confederation (EuRIC) • EXCELRISS • Excess Materials Exchange • Exchange •
Change Brasil • Faculty of Management, Law and Social Sciences, University of Bradford • Ferrero • Fifth Season Ventures •
Flex Film International BV • Flexible Packaging Europe • Food & Consumer Products of Canada • FoodDrinkEurope • Footprints
Africa • FORWARDone Venture Capital for Hardware • Foundation Recycsol • FrieslandCampina Nederland B.V. • Full Cycle
Bioplastics • Fundación Latinoamérica Verde • Futamura Group • GANNI • gDiapers • Generalitat de Catalunya • Gobierno de la
Ciudad de Buenos Aires • Government of Chile • Government of Grenada • Government of Rwanda • Graham Packaging Company • Granta
Design • Greco & Guerrero • GreenBiz Group Inc. • GreenBlue and the Sustainable Packaging Coalition (SPC) • Greiner AG • GRID-Arendal
GW&K Investment Management • H Ayuntamiento de Toluca • H&M Group • Henkel AG & Co. KGA • Hera Group • Hermes EOS • Hi-Cone • High
Speed Sustainable Manufacturing Institute (HSSMI) • HP Inc. • Husky Injection Molding Systems Ltd. • INCOM RECYCLE Co., Ltd. Beijing • Inditex •
Indonesian Waste Platform • Indorama Ventures Public Company Limited • Industria Mexicana de Reciclaje S.A. de CV. • ING • INGRUP • innocent
drinks • Insper Instituto de Ensino e Pesquisa • Institut für Kunststofftechnik • Institute for Integrated Quality Design (IQD), Johannes Kepler
University Linz (JKU) • Institute of Development Studies • Institute of Technology Tralee • Instituto Italiano di Tecnologia • International Solid Waste
Association - ISWA • International Union for Conservation of Nature (IUCN) • Internet Fusion Group • IWC Schaffhausen • IWrc • Jabl Packaging
Solutions • JAMES CROPPER PLC • Jan Ravenstijn Biomaterials Consulting • Jane Panty • JAVA MOUNTAIN COFFEE • Johnson and Johnson Consumer
Kaged Kesh Patra Kashitakar Parichay • Keep Scotland Beautiful • KEEP SWEDEN TIDY • Kellogg Company • Kempen Capital • Kempson • Kellanova • Kellanova Plastics
Keurig Dr Pepper • Kiara S. Winans • Kidlara • Kingfa Sci. & Tech. Co., Ltd. • Kmart Australia Limited • Koppala Packaging Ltd. • L'Oréal • L'OCCITANE en
General Investment Management • Life Cycle Initiative • Life Without Plastic • LIPOR - Intermunicipal Waste Management of Greater Porto, Portugal • LLUK •
London Waste and Recycling Board • Loop • Loop Circular Economy Platform Ltd • Loop Industries • LPP • Man Group • MARE - Marine and Environmental
Marks and Spencer plc • Mars, Incorporated • Material BA-Z, Centro Universitário Belas Artes de São Paulo • Material Economics • Matrix APA (UK) Ltd. •
McDonough Innovation • Melco Resorts & Entertainment • MERA - The Association for Sustainable Manufacturing • Mercy Investment Services, Inc. • METRO AG •
Ministry for the Environment New Zealand • Ministry of Environment and Energy Transition - Portugal • Ministry of the Environment (Peru) • Ministry of the Environment
Environmental Solutions Initiative • MIWA (Municipal Waste) • Mobilix • mobilix • Molsen Coors Brewing Company • Mondelēz • Monterey Bay Aquarium • Mr. Green Africa •
Cosmetic Cases • National Geographic Partners, LLC • National Recycling Coalition • NATURA COSMETICS • Nature's Path Foods • NaturaWorks • Nestlé • Netherlands Institute for
Ltd. • Noble Environmental Technologies Europe BV • NorthEdge Capital • Notpla Limited • Nova School of Business and Economics • Novamont SpA • NOVAPET • Nuceria Group • Ocean
Oceanographic Institute, Prince Albert II of Monaco Foundation • Okena Servicios Ambientales • Oliver Wyman • One Water • Open Systems Lab • Openbare Vlaamse Afval Maatschappij OVAM • Origin
PepsiCo • Pernod Ricard • PetStar • Philips • Pick n Pay • Pinguimom • Plant Based Products Council • Plant Chicago • Plastic Bank Recycling Corporation • Plastic Collective • Plastic Energy • Plastic Odyssey •
Holding GmbH & Co. KG • POSITIVA • Preserve • Prince Albert II of Monaco Foundation • Prof. Claudio Zara, Department of Finance, Bocconi University • Prof. Richard C. Thompson OBE • Professor Ioannis Ioannou • PROQUIMIA, S.A. • Provenance • PT Evogaia Karya Indonesia • Qualipac • Quantis • Ramani Narayan, MSU University Distinguished
Professor • Rathbone Greenbank Investments • Ravensbourne University London • Fashion Department • RB • Re-Poly, Evertrak, QRS • RecyclePoints • Recycling Technologies • Rediscovery Centre • RePack • Replenish Bottling LLC • RePurpose Global • RES Group • Reusable Packaging Association • Riversimple Movement Ltd • Robeco •
Robert Lochhead, Professor and Director Emeritus of Polymer Science • Rodenburg Biopolymers • Royal Society of Chemistry • Planet Earth • Rubicon Global • S Group • SAMBITO • Samsøe Samsøe • São Paulo City Hall • Saraasin & Partners • SE Johnson • Schneider Electric • School of Management - Politecnico di Milano • Schwarz Group
(Lidl & Kaufland) • Scottish Government • Sealed Air Corporation • Seairgos Business • Selfridges • Shoplact Global Services Spa • Shanghai Rendu Ocean NPO Development Center • SHAPES IN THE SAND • Sidal • Silgan Plastics • SIRONL • Sistema B International • Sky Group • Skyroom London Ltd • Smart Waste Portugal - Business
Development Network • Solid Waste Association of North America • SONAE MC • Sostenibilidad 3R&Es • South Pole • Spedal • SPB • Spinlock • Splosh Ltd. • Stanley Black & Decker • Stella McCartney • Stora Enso • Suez • Superdry Plc • SUST4IN • Sustainable Business Network • Sustainability • Svensk Plastindustriförening (SPIF) • SWANIA •
Swire Coca-Cola Ltd • SYSTEMIQ • Taiwan Circular Economy Network (循環台灣基金會) • Target Corporation • Target Australia Limited • TC Transcontinental • Termoconcoibles, SA de CV • TerraCycle • Tetra Pak • The Association of Plastic Recyclers • The Better Packaging Co. • The Bio-D Company Ltd • The City of Copenhagen • The City of
Ljubljana, Slovenia • The Clorox Company • The Club of Rome • The Coca-Cola Company • The Consumer Goods Forum • The Eric and Wendy Schmidt Fund for Strategic Innovation • The Faculty of Entrepreneurship & Innovation - VIA University College • The Finnish Innovation Fund SITRA • The Global Environment Facility • The Government of
France • The Government of the United Kingdom • The Green Creative Lab • The Green Earth • The Institute for the Study of Science and Technology, National University of Quilmes (IESCT-UNQ) of Argentina • The Make-Cup Brand Make-Cup Concepts LLC • The Ocean Race • The Recycling Partnership • The Renewal Workshop • The RSA •
The Wallon Government • Think Beyond Plastic • TIPA-Corp • TOMRA Systems ASA • Topolytics • Triciclos • Trillium Asset Management • Tupack Verpackungen Gesellschaft m.b.H • Tupperware • UCL • Ultra Capital • Uncover Skincare BV • Unilever • Universidade de Trás-os-Montes e Alto Douro • Universiteit Gent • University of Edinburgh •
University of Northumbria, Newcastle • University of Portsmouth • UPM Rafiatec • Uppl UpCycling Plastic BV • ValGroup • Veolia • Verstraete in mould labels • Vert Asset Management • Vita Bio/Energy Ltda • Walmart Inc. • Warner Babcock Institute for Green Chemistry • Waste Ventures India Pvt. Ltd. • Waste4Change • Water Unite •
Werner & Mertz GmbH • Woolworths Holdings Limited • World Economic Forum • Worn Again Technologies • WPP • WRAP • Wraprite International Ltd. • World Wildlife Fund (WWF) • Xiamen Luhai Pro-environment Inc. • Zero Waste Shop Moscow • Zespri Group Limited • Zevin Asset Management • ZigZag Global • π = Plastic Pollution Prevention

Plásticos Compuestos S.A.		Reporting details
Annual revenue: USD10 million - USD1 billion HQ location: Spain Website: https://www.kompuestos.com/	Kompuestos designs and manufactures colour concentrates, additives, mineral masterbatches, plastic compounds, and compostable resins, offering solutions adapted to every need and with the guarantee of the highest quality.	Reporting time frame: June 2018 - June 2019 Verification of data: No third-party verification or assurance Joined the Global Commitment: 02/19
Polymers produced, by types: <input checked="" type="checkbox"/> HDPE <input checked="" type="checkbox"/> LDPE <input type="checkbox"/> PET <input checked="" type="checkbox"/> PP <input checked="" type="checkbox"/> PS <input type="checkbox"/> PVC <input checked="" type="checkbox"/> OTHER		
Take action to increase the use of post-consumer recycled plastic		Latest year: 8%
<p>As one of the main European producers of mineral concentrates, we work towards increasing the range of Exfill by expanding the recycling portfolio. Exfill products normally contain 80% mineral and 20% of carrier - polymer (recycled or virgin). What we've done so far:</p> <ul style="list-style-type: none"> • We have several projects with customers to boost the usage of the Exfill containing recycled carrier mostly in the blown film extrusion process. • We have ensured to increase our source of providers in a sustainable way. From our position in the industry, we have to be sure to receive good and stable qualities of recycled materials so then we can produce reliable Exfill grades. 		
Optional commitments made		
<p>Due to the current circumstances of the market, we are working on projects which include renewable and compostable contents. Those projects are not yet commercial though we expect to complete them during the Q4 2019.</p>		
Information on volumes of plastic produced		65,000 metric tonnes
Volume of plastic going into packaging, as percentage of total produced plastic weight: 45%		

Suez		Reporting details
<p>Annual revenue: > USD10 billion</p> <p>HQ location: France</p> <p>Website: www.suez.com</p>	<p>SUEZ is a worldwide waste management company (turnover 2018 : circa 17 500 M.) Among all these waste management activities, SUEZ collects, sorts and recycles plastics.</p>	<p>Reporting time frame: January 2018 - December 2018</p> <p>Verification of data: Third-party verification or assurance process in place for some of the data</p> <p>Joined the Global Commitment: 10/18</p>
<p>Take action to grow the volume and quality of recycled/composted plastic, and accordingly increase the ratio of recycled and composted over landfilled and incinerated plastic volumes</p>		
<p>Activities performed:</p> <ul style="list-style-type: none"> <input checked="" type="checkbox"/> Collecting <input checked="" type="checkbox"/> Sorting <input checked="" type="checkbox"/> Recycling 	<p>In 2018, the following actions in plastics collection, sorting and recycling were decided:</p> <ul style="list-style-type: none"> • At a strategic level <ul style="list-style-type: none"> ◦ Decision to be part of the Alliance for End of Plastic Wastes • On Re Use <ul style="list-style-type: none"> ◦ Member of LOOP program (packaging reuse program initiated by TerraCycle) • On collection <ul style="list-style-type: none"> ◦ Set up of 100 Reverse Vending Machines in France • On sorting <ul style="list-style-type: none"> ◦ Decision to start a new sorting center in Germany at Ölbronn (> 80 kt, started in 2019) ◦ Decision to start a new plastics sorting line in Belgium at Bruges (5 kt, started 2019) • On recycling <ul style="list-style-type: none"> ◦ Decision to start a new plastics recycling line in France (5 kt, started in 2019) ◦ Decision to start a new plastics recycling plant in Thailand (30 kt, commissioning planned in 2020) 	
<p>2025 target:</p> <p>“We want to triple our sorting and recycling infrastructure, in order to reach 600kt production capacity of high quality recycled plastics”</p>		
<p>Information on volumes of plastic collected, sorted and recycled</p>		
<p style="text-align: center;">COLLECTING</p> <p>Total volume of plastic being collected for recycling:</p> <p>Not available*</p> <p>* Note on volume: Suez does not collect single plastic materials but mixed materials including plastic, cardboard, paper and metals. Today, it is not possible for Suez to evaluate the quantity of collected plastic. We have however reported our total plastic volume sorted.</p>	<p style="text-align: center;">SORTING</p> <p>Total volume of plastic sorted for recycling:</p> <p>Submitted to the Foundation only</p>	<p style="text-align: center;">RECYCLING</p> <p>Total volume of plastic recycled (output from facility):</p> <p>Submitted to the Foundation only</p> <p>Output volume as percentage of weight, which is Post-consumer:</p> <p>Submitted to the Foundation only</p>

Veolia		Reporting details
<p>Annual revenue: > USD10 billion</p> <p>HQ location: France</p> <p>Website: www.veolia.com</p>	<p>Veolia group is the global leader in optimized resource management. The Group designs and provides water, waste and energy management solutions which contribute to the sustainable development of communities and industries.</p>	<p>Reporting time frame: January 2018 – December 2018</p> <p>Verification of data: Plans for third-party verification or assurance in development</p> <p>Joined the Global Commitment: 10/18</p>
<p>Take action to grow the volume and quality of recycled/composted plastic, and accordingly increase the ratio of recycled and composted over landfilled and incinerated plastic volumes</p>		
<p>Activities performed:</p> <ul style="list-style-type: none"> <input type="checkbox"/> Collecting <input type="checkbox"/> Sorting <input checked="" type="checkbox"/> Recycling 	<p>Deploying sorting and recycling infrastructure: in order to meet its commitment, Veolia will grow the volume and improve the quality of recycled plastic produced. This will be accomplished by expanding its plastic recycling network in Europe and Asia.</p> <p>Status: In 2018, Veolia's revenue associated with plastic processing was approximately 250 - 300 million. In the first half of 2019, revenue increased by 30%.</p> <p>Developing innovative, incentive-backed and financially optimised collection methods. (On-going example in France, YOYO; others in Indonesia and India).</p>	
<p>2025 target:</p> <p>“We will increase our revenue from plastic processing 5X; from EUR 200 million in 2016 to EUR 1 billion in 2025”</p>	<p>R&D: Veolia is working on technical resins and innovative recycling methods to improve its capacity and capability to recycle complex or mixed plastics. (e.g.: have established a “Hall” dedicated to research into plastic recycling; tools include robotics, Artificial Intelligence, digitalisation, sensors, ...). Also, created on-line material resource center to cater more specifically to manufacturers' requirements.</p> <p>Collaboration: Setting up partnerships with leading companies to identify circular solutions, focused on material collection, adding recycling capacity and developing new processes and business models (e.g. Partnership Agreements with Unilever, Danone, Nestlé, L'Oréal, Tetra Pak);</p> <p>Greenfield project in Indonesia, established in strong collaboration with Danone Aqua. PET recycling plant: targeted output 25,000 metric tonnes of food grade pellets.</p> <p>Collaboration in global plastics value chain: working with like-minded companies and stakeholders to find solutions that can be scaled-up and replicated. (e.g. New Plastics Economy Initiative and the Alliance to End Plastic Waste).</p> <p>Reporting: By 2020, the reported data for our global commitment will be verified by a third-party and will be part of the Company's dashboard. It will be broadly communicated.</p>	

Information on volumes of plastic collected, sorted and recycled

RECYCLING

Total volume of plastic recycled (output from facility): 2,500,00 metric tonnes

Output volume as percentage of weight, which is Post-consumer: Submitted to the Foundation only

ALPLA		Reporting details
<p>Annual revenue: USD1 billion - USD10 billion</p> <p>HQ location: Austria</p> <p>Website: https://www.alpla.com/en</p>	<p>ALPLA is one of the leading companies in the production of high quality custom-made packaging systems, bottles, closures and moulded parts used for food and drinks, cosmetics and care products, household detergents, washing and cleaning agents, pharmaceutical products, engine oils and lubricants.</p>	<p>Reporting time frame: January 2018 - December 2018</p> <p>Verification of data: No third-party verification or assurance</p> <p>Joined the Global Commitment: 10/18</p>
<p>Take action to grow the volume and quality of recycled/composted plastic, and accordingly increase the ratio of recycled and composted over landfilled and incinerated plastic volumes</p>		
<p>Activities performed:</p> <ul style="list-style-type: none"> <input type="checkbox"/> Collecting <input type="checkbox"/> Sorting <input checked="" type="checkbox"/> Recycling 	<p>ALPLA wants to close the loop for all bottles in PET recycling streams and therefore targets not only bottle-to-bottle recycling of beverage bottles, but also for household - detergent bottles.</p> <p>By cooperating in a Joint Venture with Texplast in Germany (FROMM Group, Switzerland) further recycling capacities will be built up to enhance recycling activities by using non-food bottles as the input stream.</p>	
<p>2025 target:</p> <p>“ALPLA will double the volume of plastics recycled up to 130,000 tonnes by 2025 together with ALPLA’s subsidiaries, Joint Ventures and Cooperations.”</p>	<p>The target is to recycle non-food bottles into new non-food bottles and to recycle the mixed colored stream into strapping applications.</p>	
<p>Information on volumes of plastic collected, sorted and recycled</p>		
<p>RECYCLING</p>		
<p>Total volume of plastic recycled (output from facility): Submitted to the Foundation only</p> <p>Output volume as percentage of weight, which is Post-consumer: Submitted to the Foundation only</p>		
<p>Link to other published data: https://sustainability.alpla.com/en/recycling</p>		

APK AG		Reporting details
<p>Annual revenue: < USD10 million</p> <p>HQ location: Germany</p> <p>Website: https://www.apk-ag.de/en/</p>	<p>APK AG produces high-quality plastic granulates from post-consumer and post-industrial waste sources. APK's core technology is its Newcycling® process, a solvent-based technology that enables to recover pure and sorted polymers from mixed waste fractions and complex multilayer packaging.</p>	<p>Reporting time frame: July 2018 - June 2019</p> <p>Verification of data: No third-party verification or assurance</p> <p>Joined the Global Commitment: 10/18</p>
<p>Take action to grow the volume and quality of recycled/composted plastic, and accordingly increase the ratio of recycled and composted over landfilled and incinerated plastic volumes</p>		
<p>Activities performed:</p> <p>Recycling</p> <p><input type="checkbox"/> Collecting</p> <p><input type="checkbox"/> Sorting</p> <p><input checked="" type="checkbox"/> Recycling</p>	<p>End Q2/2019 APK's first commercial Newcycling® (*) plant in Merseburg started its operation. The plant has an annual capacity of 8,000 t (input volume) and processes complex PE/PA multi-layer film waste from post-industrial origin into PE and PA granulates.</p> <p>This success gives us the proof that our Newcycling® technology works on industrial scale and makes us confident in our next steps to make Newcycling® ready for post-consumer waste recycling.</p> <p>Moreover we are on time regarding our target to build by 2025 at least one additional Newcycling® plant with a minimum capacity of 25,000 t/a input volume. This new plant will focus on recycling mixed plastic waste from post-consumer origin.</p> <p>APK's Newcycling® technology enables to generate pure sorted re-granulates from mixed plastic waste streams, e.g. multi-layer packaging, that today in most cases are incinerated or recycled by conventional mechanical recycling processes to lower quality materials. Re-granulates from Newcycling® offer a quality level that makes it possible to replace virgin plastics and therefore support the target of a circular economy.</p>	
<p>2025 target:</p> <p>"APK plans to increase its Newcycling® re-granulates* capacity to a minimum of 33,000 t/a by 2025. The first plant, with a capacity of 8,000t/a will be operational in 2019 in Merseburg (Germany). By 2025 at least one additional Newcycling® plant is scheduled to be built with a minimum capacity of 25,000 t/a input volume. This new plant will focus on recycling mixed plastic waste from post-consumer origin."</p>		
<p>Information on volumes of plastic collected, sorted and recycled</p>		
<p>RECYCLING</p>		
<p>Total volume of plastic recycled (output from facility): Submitted to the Foundation only</p> <p>Output volume as percentage of weight, which is Post-consumer: Submitted to the Foundation only</p>		

Boomera		Reporting details
<p>Annual revenue: < USD10 million</p> <p>HQ location: Brazil</p> <p>Website: http://boomera.com.br/</p>	<p>Boomera's a Brazilian company that shifts other companies' entrance in Circular Economy, providing total turn-key solutions for waste, that combine Reverse Logistics, R&D and design in order to give those materials a second life and create positive impact on wastepicker's lives.</p>	<p>Reporting time frame: September 2018 - September 2019</p> <p>Verification of data: No third-party verification or assurance</p> <p>Joined the Global Commitment: 10/18</p>
<p>Take action to grow the volume and quality of recycled/composted plastic, and accordingly increase the ratio of recycled and composted over landfilled and incinerated plastic volumes</p>		
<p>Activities performed:</p> <ul style="list-style-type: none"> <input checked="" type="checkbox"/> Collecting <input checked="" type="checkbox"/> Sorting <input checked="" type="checkbox"/> Recycling 	<p>Boomera has taken big steps towards achieving our 2025 goal, this past year. Our main initiatives were:</p> <ul style="list-style-type: none"> • Acquisition of an industrial extruder (Wortex), specially indicated for post-consumption material, due to its technology. This machine has a productive capacity of 350 ton/month. The production line will start in around February 2020. • Partnership with Recyclean, a medium-size recycler, located in São Paulo's metropolitan area. This new partnership guarantees extra 300 ton/month of PCR productive capacity. • Partnership with Dow Chemicals, for developing new grades of PCR and for expanding polymers technology. • Development of a program to expand the number of collection points and quality of post consumer plastic collected through education and rewards to participants. • The ratio of recycled/ landfilled/ incinerated is 100/35/0. 	
<p>2025 target:</p> <p>“Our commitment is to have 2,000 tons/month of PCR running in our recycling lines. We are investing in machines to increase our capacity from 200 tons/month today to 2,000 tons/month by 2025.”</p>		
<p>Information on volumes of plastic collected, sorted and recycled</p>		
<p style="text-align: center;">COLLECTING</p> <p>Total volume of plastic being collected for recycling:</p> <p>Submitted to the Foundation only</p>	<p style="text-align: center;">SORTING</p> <p>Total volume of plastic sorted for recycling:</p> <p>Submitted to the Foundation only</p>	<p style="text-align: center;">RECYCLING</p> <p>Total volume of plastic recycled (output from facility):</p> <p>Submitted to the Foundation only</p> <p>Output volume as percentage of weight, which is Post-consumer:</p> <p>Submitted to the Foundation only</p>

CarbonLITE Recycling		Reporting details
Annual revenue: USD10 million - USD1 billion HQ location: United States Website: www.carbonlitererecycling.com	CarbonLITE processes Post Consumer PET beverage containers into recycled resin	Reporting time frame: January 2018 - January 2019 Verification of data: Third-party verification or assurance process in place for all of the data Joined the Global Commitment: 02/19
Take action to grow the volume and quality of recycled/composted plastic, and accordingly increase the ratio of recycled and composted over landfilled and incinerated plastic volumes		
Activities performed: <input type="checkbox"/> Collecting <input type="checkbox"/> Sorting <input checked="" type="checkbox"/> Recycling	We have begun construction of our Facility in Pennsylvania which will increase our capacity to 50% of our commitment. We are ahead of track towards our 2025 goal!	
2025 target: “By 2020 we aim to produce 300 million LBS or 136,000 metric tonnes of post consumer resin”		
Information on volumes of plastic collected, sorted and recycled		
RECYCLING		
Total volume of plastic recycled (output from facility): Submitted to the Foundation only Output volume as percentage of weight, which is Post-consumer: 100%		
Link to other published data: https://www.kcet.org/shows/socal-connected/carbonlite-inside-the-worlds-largest-plastic-bottle-recycling-plant-0		

CEDO		Reporting details
<p>Annual revenue: USD10 million - USD1 billion</p> <p>HQ location: United Kingdom</p> <p>Website: www.cedo.com</p>	<p>Cedo recycling is a LDPE/LLDPE recycling company based in The Netherlands. We turn LDPE/LLDPE films into recyclates. All the recyclates produced go to our sister companies in Poland and the UK. At these sites the recyclates are used for the production of collection bags, refuse sacks and bin liners.</p>	<p>Reporting time frame: March 2019 - August 2019</p> <p>Verification of data: Third-party verification or assurance process in place for all of the data</p> <p>Joined the Global Commitment: 10/18</p>
<p>Take action to grow the volume and quality of recycled/composted plastic, and accordingly increase the ratio of recycled and composted over landfilled and incinerated plastic volumes</p>		
<p>Activities performed:</p> <ul style="list-style-type: none"> <input type="checkbox"/> Collecting <input type="checkbox"/> Sorting <input checked="" type="checkbox"/> Recycling 	<p>We have made an inventorisation of all Packaging used within Cedo to determine whether they are recyclable. Besides that we have looked to limit avoidable plastics. For instance we sell a Packaging of 3 rolls in a bag, we want to move from the 3 rolls per bag to separate rolls in a banderol.</p>	
<p>2025 target:</p> <p>“Cedo will use, in its products, volumes of more than 100kt on recyclates annually by 2025. The company will also produce >60 kt of recyclates in 2025 of which more than half are produced with flexible single used plastics packaging collected by households.”</p>		
<p>Information on volumes of plastic collected, sorted and recycled</p>		
<p>RECYCLING</p>		
<p>Total volume of plastic recycled (output from facility): 34,700 metric tonnes</p> <p>Total volume of plastic recycled (input to facility): 8,300 metric tonnes</p> <p>Output volume as percentage of weight, which is Post-consumer: 100%</p> <p>Input volume as percentage of weight, which comes from Packaging: 50%</p>		

CSSA (Canadian Stewardship Services Alliance Inc.)		Reporting details
<p>Annual revenue: USD10 million - USD1 billion</p> <p>HQ location: Canada</p> <p>Website: www.cssalliance.ca and www.recyclebc.ca</p>	<p>Canadian Stewardship Services Alliance (CSSA) supplies compliance and material management services to packaging and paper product (PPP) programs in Canada, including Recycle BC's program in British Columbia, the only Canadian PPP program where producers have operational and financial responsibility.</p>	<p>Reporting time frame: January 2018 - December 2018</p> <p>Verification of data: Third-party verification or assurance process in place for some of the data</p> <p>Joined the Global Commitment: 10/18</p>
<p>Take action to grow the volume and quality of recycled/composted plastic, and accordingly increase the ratio of recycled and composted over landfilled and incinerated plastic volumes</p>		
<p>Activities performed:</p> <ul style="list-style-type: none"> <input checked="" type="checkbox"/> Collecting <input checked="" type="checkbox"/> Sorting <input checked="" type="checkbox"/> Recycling 	<p>British Columbia's Recycling Regulation mandates that Recycle BC achieve recovery targets. Recycle BC's recovery rates are determined by dividing collected tonnes by producer-reported tonnes. In 2018, producers supplied 62,708 tonnes of household plastic packaging and Recycle BC collected 26,627 tonnes, resulting in a 42% recovery rate for plastic packaging. Recycle BC has established individual targets for rigid and flexible plastics, as indicated below. 2018 was the first year Recycle BC reported against its new plastics targets as follows:</p>	
<p>2025 target:</p> <p>"CSSA commits to ensuring that Recycle BC achieves its plastic targets as follows:</p> <ul style="list-style-type: none"> • General plastic target of 50% by 2025; • Rigid plastic target of 55% by 2022; and 60% by 2025; • Flexible plastic target of 22% by 2022; and 25% by 2025" 	<p>Plastic (General) Target Recovery Rate (RR): 50% by 2025</p> <ul style="list-style-type: none"> • 2018 RR: 42% • 2017 RR: 41% <p>Rigid Plastic Target RR: 55% by 2022 & 60% by 2025</p> <ul style="list-style-type: none"> • 2018 RR: 54% • 2017 RR: 50% <p>Flexible Plastic Target RR: 22% by 2022 & 25% by 2025</p> <ul style="list-style-type: none"> • 2018 RR: 19% • 2017 RR: 20% <p>CSSA acknowledges and supports the Foundation's objective to promote recyclability. However, the British Columbia government requires that we achieve recovery targets and therefore it will be against these targets that we will report our annual progress. We anticipate that this approach is acceptable, because as stated in the New Plastics Economy Global Commitment document the definition of 'recyclable' only applies at the global level for global commitments and "does not apply to claims linked to any local context or specific geographical area"as these should always take into account the local context and systems in place...in line with the local regulations that apply to such claims" (page 14).</p>	

Optional commitments made

Commitment: Advocate for a system of harmonized Extended Producer Responsibility (EPR) regulations across Canada, as a critical mechanism for developing circular supply chains. Activity: Published an opinion piece in the Globe and Mail: entitled, "Why Canada Must Push for a G7 Plastics Charter"_ that identifies EPR as to a circular economy, June 2018. Link: <https://www.theglobeandmail.com/business/commentary/article-why-canada-must-push-for-a-g7-plastics-charter/>

Commitment: Collaborate with businesses and business to increase plastic recycling rates. Activity: Co-Vice Chair of Canada's Standards Council of Canada Mirror Committee on the ISO Circular Economy Technical Committee 323.

Activity: Spoke at a Product Stewardship Institute (a U.S. based NGO) Webinar entitled "Global Best Practices: Packaging EPR's Role in Advancing Circular Economy", October, 2018.

Information on volumes of plastic collected, sorted and recycled

COLLECTING	SORTING	RECYCLING
<p>Total volume of plastic being collected for recycling: 26,627 metric tonnes</p>	<p>Total volume of plastic sorted for recycling: Submitted to the Foundation only</p>	<p>Total volume of plastic recycled (output from facility): Submitted to the Foundation only</p> <p>Output volume as percentage of weight, which is Post-consumer: Submitted to the Foundation only</p>

Link to other published data: <http://recyclebc.ca/wp-content/uploads/2019/06/Recycle-BC-2018-Annual-Report-1.pdf>

Progress report does not cover full scope of activities: While CSSA provides compliance and material management services to several recycling programs in Canada, only one, Recycle BC's program in British Columbia is a full producer responsibility program for packaging and paper product wherein producers have the autonomy that comes from fully financing and operating their recycling program. Therefore, CSSA's commitments are focused on the plastics targets established by Recycle BC and approved by the British Columbia government.

Cumapol BV		Reporting details
Annual revenue: USD10 million - USD1 billion HQ location: Netherlands Website: www.cumapol.com	We want to CuRe any type of used polyester by removing the color and converting it into clear pellets with the same properties as virgin grade polyester."	Reporting time frame: September 2018 September - 2019 Verification of data: No third-party verification or assurance Joined the Global Commitment: 02/19
Take action to grow the volume and quality of recycled/composted plastic, and accordingly increase the ratio of recycled and composted over landfilled and incinerated plastic volumes		
Activities performed: <input type="checkbox"/> Collecting <input type="checkbox"/> Sorting <input checked="" type="checkbox"/> Recycling	Equipment for capacity expansion will be installed in Q4 2019	
2025 target: "Double the mechanical recycling capacity for polyester from 15,000 to 30,000 metric tons per annum"		
Information on volumes of plastic collected, sorted and recycled		
RECYCLING		
Total volume of plastic recycled (output from facility): Submitted to the Foundation only		
Output volume as percentage of weight, which is Post-consumer: 100%		

Ecoiberia Reciclados Ibericos SA		Reporting details
<p>Annual revenue: < USD10 million</p> <p>HQ location: Portugal</p> <p>Website: www.ecoiberia.pt</p>	<p>Ecoiberia Reciclados Ibericos SA is a recycler of PET bottles. We manufacture PET flakes</p>	<p>Reporting time frame: January 2019 - December 2019</p> <p>Verification of data: No third-party verification or assurance</p> <p>Joined the Global Commitment: 10/18</p>
<p>Take action to grow the volume and quality of recycled/composted plastic, and accordingly increase the ratio of recycled and composted over landfilled and incinerated plastic volumes</p>		
<p>Activities performed:</p> <p><input type="checkbox"/> Collecting</p> <p><input type="checkbox"/> Sorting</p> <p><input checked="" type="checkbox"/> Recycling</p>	<p>2018 - 18,000 Tons /year of pet bottles were recycled</p> <p>2019 - target +30% = 23,400 Ton / Year</p> <p>06/2019 - already recycled 7,920 Tons (* February had no production)</p>	
<p>2025 target:</p> <p>“Ecoibéria Reciclados Ibéricos SA targets to recycle 40,000 tons per year of PET bottles by 2025 representing a 122% increase on our 2018 volume.</p> <p>By end 2019 we will grow the volume of our recycled material already by 30%.</p> <p>We will grow our capacity to produce first quality food grade flakes and start manufacturing R-PET bottle-to-bottle pellets by 2020.</p> <p>We will reduce the percentage of “waste” plastic from our sorting line which presently goes to landfill. By 2025, we will aim to re-sort it and ship it to other recyclers or other alternative handling mechanisms that work towards achieving a circular economy for plastics”</p>	<p>202540,000 Tons / year of pet bottles to be recycled</p> <p>We will start manufacturing bottle2bottle RPet pellets by 2020.</p>	

Optional commitments made

A third washing line which will double recycling capacity has been purchased and will be operative starting 1st quarter 2020.

Investments and contracts are being prepared so as to be able to supply bottle2bottle RPET pellets starting from 2nd quarter 2020

Information on volumes of plastic collected, sorted and recycled

RECYCLING

Total volume of plastic recycled (output from facility): 6,800 metric tonnes

Total volume of plastic recycled (input to facility): 7,920 metric tonnes

Output volume as percentage of weight, which is Post-consumer: 95%

Input volume as percentage of weight, which comes from Packaging: 99%

EGF - Environment Global Facilities		Reporting details
<p>Annual revenue: USD10 million - USD1 billion</p> <p>HQ location: Portugal</p> <p>Website: www.egf.pt</p>	<p>EGF is the Leader Company in Portugal on Municipal Waste Management . It is the holding of 11 concessionaires, on 174 municipalities and serving 6.3 million out of total population of 10.3 million, and responsible for the waste management of 3.3 million Tons/year out of 4.5 million tons of waste.</p>	<p>Reporting time frame: January 2018 - December 2018</p> <p>Verification of data: Third-party verification or assurance process in place for all of the data</p> <p>Joined the Global Commitment: 10/18</p>
<p>Take action to grow the volume and quality of recycled/composted plastic, and accordingly increase the ratio of recycled and composted over landfilled and incinerated plastic volumes</p>		
<p>Activities performed:</p> <p><input checked="" type="checkbox"/> Collecting</p> <p><input checked="" type="checkbox"/> Sorting</p> <p><input type="checkbox"/> Recycling</p>	<p>*Strong investment in selective collection capacity</p> <p>*Improved efficiency of sorting unit operation</p> <p>*Environmental and communication campaigns for recycling behavior, promoted during 2018, resulted in:</p> <ul style="list-style-type: none"> • Total of 16.8 million contacts; • 34300 environmental education and awareness activities carried out on schools, small commerce and services companies, events, on a total of 450000 participants; • Playing competitions at schools, for improvement of recycling practices, involving 37500 pupils and 938000 families; • 26628 specific environmental education and awareness activities carried out on small commerce; • Specific environmental education and awareness activities carried out on 200 public events, with 7 million contacts promoted. 	
<p>2025 target:</p> <p>“Target on volume of plastics collected for recycling: 64500 Tons</p> <p>Target on volume of plastics sorted for recycling: 80500 Tons”</p>		
<p>Information on volumes of plastic collected, sorted and recycled</p>		
<p style="text-align: center;">COLLECTING</p> <p>Total volume of plastic being collected for recycling:</p> <p>Submitted to the Foundation only</p>	<p style="text-align: center;">SORTING</p> <p>Total volume of plastic sorted for recycling:</p> <p>Submitted to the Foundation only</p>	

Encorp Pacific (Canada)		Reporting details
<p>Annual revenue: USD10 million - USD1 billion</p> <p>HQ location: Canada</p> <p>Website: https://www.return-it.ca</p>	<p>Encorp Pacific Return-It is an industry product stewardship agency that develops & runs extended producer responsibility programs & provides recycling management services for many product streams, incl. beverages, electronics & major appliances. In its 25th year, we are the largest EPR agency in BC.</p>	<p>Reporting time frame: January 2018 - December 2018</p> <p>Verification of data: Third-party verification or assurance process in place for all of the data</p> <p>Joined the Global Commitment: 10/18</p>
<p>Take action to grow the volume and quality of recycled/composted plastic, and accordingly increase the ratio of recycled and composted over landfilled and incinerated plastic volumes</p>		
<p>Activities performed:</p> <ul style="list-style-type: none"> <input checked="" type="checkbox"/> Collecting <input checked="" type="checkbox"/> Sorting <input checked="" type="checkbox"/> Recycling 	<p>Encorp Pacific's commitment target is to recycle 75 percent of the plastic beverage containers sold into the Province of British Columbia by 2022. Based on the initial report in 2017, the increase to 75 percent would capture an additional 227 metric tonnes, keeping a total of over 11,115 metric tonnes equaling over 400 million plastic beverage bottles from going to landfill. In 2018, Encorp has collected and recycled 386 million units of plastic beverage containers, which is an increase of 6 million units from 2017. The recovery rate has increased from 71.2% in 2017 to 73.6% in 2018 by unit count and from 73.5% to 75.8% respectively by weight. Encorp is on target to attain a recovery rate of 75% for plastic beverage containers by 2022.</p>	
<p>2025 target:</p> <p>“Encorp Pacific’s target is to recycle 75 percent of the plastic beverage containers sold into the Province of British Columbia by 2022.”</p>	<p>There are also several initiatives we have conducted over 2019 that directly focus on recovering and recycling plastic beverage containers, including targeted consumer campaigns, standardized in depot signage, partnering with retail locations where product is being sold, and direct consumer educational messages. Our programs have been focused on motivators so that we can help protect the oceans by keeping unwanted materials out of our marine environment.</p>	
<p>Optional commitments made</p>		
<p>Our additional commitment is to eliminate single use plastic film from our supply chain by 2025. Our goal is to implement this change in stages and replace the Single-use plastic bags with a reusable bag for use by collection facilities and the public by 2025. Our logistic team is currently evaluating solutions that will be implemented across our business in stages, and meeting our 2025 commitment.</p> <p>We also made a commitment that by the end of 2019, all large depots within our system (2.5 million units or more) will be required to use reusable big bags for transportation of beverage containers back to Encorp in place of single-use bags. By April 1, 2019, 95% of depots with volume exceeding 2.5 million units no longer use Single-use plastic bags for shipment of used beverage containers. Encorp is on target to convert the remaining 5% of depots to reusable big bags by the end of 2019. To date, based on our 2018 volume, we have reduced 4.1 million units of Single-use plastic bags.</p>		

Information on volumes of plastic collected, sorted and recycled

COLLECTING	SORTING	RECYCLING
<p>Total volume of plastic being collected for recycling: 10,718 metric tonnes</p>	<p>Total volume of plastic sorted for recycling: 10,718 metric tonnes</p>	<p>Total volume of plastic recycled (output from facility): 10,718 metric tonnes</p> <p>Output volume as percentage of weight, which is Post-consumer: 75.8%</p>

Link to other published data: <https://www.return-it.ca/ar2018/>

Hera Group		Reporting details
<p>Annual revenue: USD1 billion - USD10 billion</p> <p>HQ location: Italy</p> <p>Website: https://www.gruppohera.it/</p>	<p>Hera Group is one of the major multi-utility companies in Italy: it offers the sustainable management of environmental, energy and water services to 4.4 million citizens in 349 municipalities. The Group is involved in collection, sorting and recycling of waste, through its companies.</p>	<p>Reporting time frame: January 2018 - December 2018</p> <p>Verification of data: Third-party verification or assurance process in place for some of the data</p> <p>Joined the Global Commitment: 10/18</p>
<p>Take action to grow the volume and quality of recycled/composted plastic, and accordingly increase the ratio of recycled and composted over landfilled and incinerated plastic volumes</p>		
<p>Activities performed:</p> <ul style="list-style-type: none"> <input checked="" type="checkbox"/> Collecting <input checked="" type="checkbox"/> Sorting <input checked="" type="checkbox"/> Recycling 	<p>In 2018 13% of the residents served by Hera in Emilia-Romagna were concerned by quantity-based tariff with great success. The system incentive the reduction of non-recyclable waste, as families who properly separate waste for recycling pay less than households that produce large amounts of unsorted waste. In the city of Ferrara, that has more than 130,000 inhabitants, 87% of the waste is collected separately for recycling thanks to the new tariff, and the plastic collected had a significant increase of 77%, moving from 4,000 tons to 7,000 tons. In order to face the increase in the volumes of plastic collected, the selection plants of Hera Group have expanded work shifts with a 24-hour rotation and made some adjustments to the management of the storage facilities. Furthermore, in 2018 some territories (Modena and Rimini) have been involved in a campaign to improve the quality of plastic collection. The campaign was broadcast on the radio, in the local press, on digital channels and through awareness-raising actions with information points at leading local markets to reach a wide number of citizens. Main factors that in 2018 have influenced volumes and quality of the plastic recycled are the start-up of the PET washing plant at the Borgolavezzaro (NO) plant, which recycles PET bottles, and the choice to reduce the collection of low quality plastic waste, to focus on high quality, more suitable for the production of finished products, and with a higher yield.</p>	
<p>2025 target:</p> <p>“Hera set the following ambitious targets for 2025, to be pursued by the companies of the group:</p> <ul style="list-style-type: none"> - +30% of plastic collected for recycling by Hera Spa, compared to 2017 (target 120 kton/year) - around +50% of plastic sorted for recycling in Herambiente plants, compared to 2017 (target 65 kton/year) - around +70% of plastic recycled by Aliplast, compared to 2017 (target 100 kton/year)” 		

Information on volumes of plastic collected, sorted and recycled

COLLECTING	SORTING	RECYCLING
<p>Total volume of plastic being collected for recycling: 102,000 metric tonnes</p>	<p>Total volume of plastic sorted for recycling: 48,000 metric tonnes</p> <p>Volume of plastic sorted, which originates from Packaging: 97%</p>	<p>Total volume of plastic recycled (output from facility): 63,700 metric tonnes</p> <p>Total volume of plastic recycled (input to facility): 84,800 metric tonnes</p> <p>Output volume as percentage of weight, which is Post-consumer: Submitted to the Foundation only</p>

Link to other published data: https://eng.gruppohera.it/group/business_activities/business_environment/separated_collection/

INCOM RECYCLE Co., Ltd. Beijing		Reporting details
<p>Annual revenue: < USD10 million</p> <p>HQ location: China</p> <p>Website: www.incomrecycle.com</p>	<p>INCOM RECYCLE is only one and biggest company in China to produce food grade RPET chip for reusing of plastic bottles. IT is the system operator, device provider of recycling industry.</p>	<p>Reporting time frame: September 2018 - August 2019</p> <p>Verification of data: No third-party verification or assurance</p> <p>Joined the Global Commitment: 10/18</p>
<p>Take action to grow the volume and quality of recycled/composted plastic, and accordingly increase the ratio of recycled and composted over landfilled and incinerated plastic volumes</p>		
<p>Activities performed:</p> <ul style="list-style-type: none"> <input checked="" type="checkbox"/> Collecting <input checked="" type="checkbox"/> Sorting <input checked="" type="checkbox"/> Recycling 	<p>In 2019, 30,000 tons of RPET processing factory for used plastic bottles is under construction and ready in October of 2019. The production will start up in December of 2019. The other factories will be ready for construction in Chongqing, HK,Hainan and etc in 2020.The estimated processing capacity will reach 130,000 tons of used plastic bottles which equals to 10,000 tons of Rpet. 800 tons of HDPE caps will be recycled as well. Since the year of 2021 the accumulated processing capacity will reach 0.51 million tons of used plastic bottles which equals to 0.42 tons RPET as output.</p>	
<p>2025 target:</p> <p>“We would like to set the target of 517,5 thousand tons of plastics by 2025.”</p>		
<p>Information on volumes of plastic collected, sorted and recycled</p>		
<p style="text-align: center;">COLLECTING</p> <p>Total volume of plastic being collected for recycling:</p> <p>Submitted to the Foundation only</p>	<p style="text-align: center;">SORTING</p> <p>Total volume of plastic sorted for recycling:</p> <p>Submitted to the Foundation only</p>	<p style="text-align: center;">RECYCLING</p> <p>Total volume of plastic recycled (output from facility):</p> <p>Not reported</p> <p>Output volume as percentage of weight, which is Post-consumer:</p> <p>Not reported</p>

Industria Mexicana de Reciclaje S.A. de C.V.		Reporting details
Annual revenue: USD10 million - USD1 billion HQ location: Mexico Website: At the moment we don't have a website	Industria Mexicana de Reciclaje S.A. de C.V. is a PET recycling company with an annual output of 13,000 tonnes of food grade flake, located in Toluca, Mexico. The flake is used in CSD and water bottles with an application of up to 50%. Part of the input material is presorted in IMERs own facilities.	Reporting time frame: January 2018 - December 2018 Verification of data: No third-party verification or assurance Joined the Global Commitment: 10/18
Take action to grow the volume and quality of recycled/composted plastic, and accordingly increase the ratio of recycled and composted over landfilled and incinerated plastic volumes		
Activities performed: <input type="checkbox"/> Collecting <input checked="" type="checkbox"/> Sorting <input checked="" type="checkbox"/> Recycling	Recycling output target 2025: 15,000 metric tonnes food grade rPET flake During the last months (Jan - July 2019) technology in the recycling plant was updated and bottlenecks in the process have been removed. For these improvements an investment of +1,500,000 USD was executed. With these adjustments to the production equipment the nominal capacity of the recycling plant was increased by 13%, targeting an overall output of 14,800 metric tonnes. For July 2019 the production of the plant is 1,187 metric tonnes of food grade flake. Total output of the plant for 2019 is expected to reach 12,500 metric tonnes. Sorting/collection rate within own sorting plants: 50% In terms of PET post consumer bottle sorting, beginning of 2019 IMER had 4 collection centers with a collection capacity of up to 600 metric tonnes per month. This capacity was increased to 1,400 metric tonnes per month (December 2019) by an acquisition of 4 additional collection centers in Mexico City. With this acquisition the collection/sorting capacity reached 52% of the total input of post consumer PET bottles.	
2025 target: "IMER is committed to the planet's sustainability taking care of the environment through increasing the PET recycling capacity from 12,500 tons/year to 15,000 tons/year. 100% of the rPET flake produced is used for bottle to bottle recycling. By 2025 IMER will obtain 50% of the post consumer bottles within our own collection centers."		
Information on volumes of plastic collected, sorted and recycled		
SORTING	RECYCLING	
Total volume of plastic sorted for recycling: Submitted to the Foundation only	Total volume of plastic recycled (output from facility): Submitted to the Foundation only Output volume as percentage of weight, which is Post-consumer: Submitted to the Foundation only	

LIPOR - Intermunicipal Waste Management of Greater Porto, Portugal		Reporting details
<p>Annual revenue: USD10 million - USD1 billion</p> <p>HQ location: Portugal</p> <p>Website: https://www.lipor.pt/</p>	<p>LIPOR Intermunicipal Waste Management of Greater Porto is responsible for the management, recovery and treatment of the Municipal Waste produced in the municipalities Espinho, Gondomar, Maia, Matosinhos, Porto, Póvoa de Varzim, Valongo and Vila do Conde, Portugal.</p> <p>Lipor was founded in 1982</p>	<p>Reporting time frame: January 2018 - June 2019</p> <p>Verification of data: No third-party verification or assurance</p> <p>Joined the Global Commitment: 10/18</p>
<p>Take action to grow the volume and quality of recycled/composted plastic, and accordingly increase the ratio of recycled and composted over landfilled and incinerated plastic volumes</p>		
<p>Activities performed:</p> <p><input type="checkbox"/> Collecting</p> <p><input checked="" type="checkbox"/> Sorting</p> <p><input type="checkbox"/> Recycling</p>	<p>Expansion of separate collection for MSW (door-to-door schemes, bring bank points, civic amenity sites)in Greater Porto Area.</p> <p>In terms of our Progress in Collection of Household Plastics Packaging (and Plastics no-packaging), (January - June 2019):</p> <p>Plastics Packaging (2018 - 2019, January - June)</p> <ul style="list-style-type: none"> • PEAD + 14,8% • PET + 20,5% • PP+PS+EPS+PVC no growth • Flexible packaging + 5,5% • Total of Plastics Packaging send to Recycling : 2,975 tonnes, +7% <p>Plastics No Packaging : 94 tonnes + 38%</p>	
<p>2025 target:</p> <p>“By 2025 achieve a total amount of 10,140 tonnes of Plastics collected from households. The commitment will represent a 30% growth rate compared to 2017.”</p>		
<p>Information on volumes of plastic collected, sorted and recycled</p>		
<p style="text-align: center;">SORTING</p>		
<p>Total volume of plastic sorted for recycling: 6,865 metric tonnes</p>		

Loop Industries		Reporting details
<p>Annual revenue: < USD10 million</p> <p>HQ location: Canada</p> <p>Website: https://www.loopindustries.com/</p>	<p>Loop industries developed an innovative technology & process that depolymerizes waste PET plastics and polyester fibers into its base monomers. We produce virgin quality PET that meets FDA requirements from the lowest quality of PET waste and polyester fiber.</p>	<p>Reporting time frame: September 2018 - August 2019</p> <p>Verification of data: No third-party verification or assurance</p> <p>Joined the Global Commitment: 10/18</p>
<p>Take action to grow the volume and quality of recycled/composted plastic, and accordingly increase the ratio of recycled and composted over landfilled and incinerated plastic volumes</p>		
<p>Activities performed:</p> <ul style="list-style-type: none"> <input type="checkbox"/> Collecting <input type="checkbox"/> Sorting <input checked="" type="checkbox"/> Recycling 	<p>The first facility, in Spartanburg, South Carolina, is anticipated to begin commercial production in the second half of the calendar year 2020 and is expected to produce 20,700 metric tonnes of sustainable Loop™ plastic resin which is already fully subscribed by leading global consumer brands.</p> <p>Also, due to increasing market demand from existing and potential customers, and the positive work on the preliminary engineering conducted at the facility, we are evaluating options to increase the capacity at the plant to 40,000 metric tonnes and the Company anticipates a decision to be made by the second quarter of the fiscal year 2020.</p>	
<p>2025 target:</p> <p>“Increase the available supply of up-cycled PET plastic and polyester fiber for use by consumer good companies. We are currently developing our first commercial facility, which is planned to be operational Q1 2020.”</p>	<p>The engineering design work for the first facility is progressing well and we continue our search to identify additional opportunities for new facilities.</p>	
<p>Information on volumes of plastic collected, sorted and recycled</p>		
<p>RECYCLING</p>		
<p>Total volume of plastic recycled (output from facility): Submitted to the Foundation only</p>		
<p>Output volume as percentage of weight, which is Post-consumer: Submitted to the Foundation only</p>		

Mr. Green Africa		Reporting details
Annual revenue: < USD10 million HQ location: Kenya Website: www.mrgreenafrica.com	Mr. Green Africa is a fair-trade plastics recycling company in Kenya. The company aims to close the loop from consumer to plastics manufacturer through its supply network and high value recycled plastics.	Reporting time frame: July 2018 - July 2019 Verification of data: No third-party verification or assurance Joined the Global Commitment: 10/18
Take action to grow the volume and quality of recycled/composted plastic, and accordingly increase the ratio of recycled and composted over landfilled and incinerated plastic volumes		
Activities performed: <input type="checkbox"/> Collecting <input type="checkbox"/> Sorting <input checked="" type="checkbox"/> Recycling	<ul style="list-style-type: none"> • Scale our Collection Centers by 25 % in the past 12 month • Extend the value chain by investing in new machinery (EREMA Pelletizer) to ensure local take off of our PCR, Investment of USD 750,000 • Invest in Quality Control department and machineries, improve quality by 50% • Pilot new supplier program (engaging directly with households) ready by early 2020 • Invest in Digital tools/software to map the whole value chain and their process from collection to customer dispatch (full transparency of our our value chain) 	
2025 target: “Mr. Green Africa uses technology along its value chain to trade from currently 1000MT/year to at least 10,000 Metric tons post consumer recycle per year, while achieving tangible social and environmental impact. We will ensure to process PCR and other plastic waste into its highest valuable state so that it can be circular and used in the consumer goods packaging industry.”		
Information on volumes of plastic collected, sorted and recycled		
RECYCLING		
Total volume of plastic recycled (output from facility): Submitted to the Foundation only		
Output volume as percentage of weight, which is Post-consumer: 90%		

PetStar		Reporting details
<p>Annual revenue: USD10 million - USD1 billion</p> <p>HQ location: Mexico</p> <p>Website: http://www.petstar.mx/</p>	<p>PetStar is a Mexican company part of Coca-Cola Mexican Industry dedicated to collection, sorting and recycling of PET containers. It has the largest food grade PET recycling plant in the world, and the company also operates 8 collection plants distributed throughout the country.</p>	<p>Reporting time frame: January 2018 - December 2018</p> <p>Verification of data: Third-party verification or assurance process in place for all of the data</p> <p>Joined the Global Commitment: 10/18</p>
<p>Take action to grow the volume and quality of recycled/composted plastic, and accordingly increase the ratio of recycled and composted over landfilled and incinerated plastic volumes</p>		
<p>Activities performed:</p> <ul style="list-style-type: none"> <input checked="" type="checkbox"/> Collecting <input checked="" type="checkbox"/> Sorting <input checked="" type="checkbox"/> Recycling 	<p>Target 8% production increase of post-consumer plastic recycled resin by 2025. Base: 50,000 tons</p> <p>Status end 2018: 1.6 % production increase of Post-C PET Recycled resin</p> <p>Projected 2019: 2.6 % production increase of Post-C PET Recycled resin in addition to the 1.36 % of volume increase by the production of Polyolefin Post-C Resin.</p>	
<p>2025 target:</p> <p>“ 8% production increase of post-consumer plastic recycled resin by 2025</p> <p>Get Cradle-to-Cradle certification on our Food Grade PET Post-Consumer Resin by 2019”</p>	<p>Projected to close 2019 with a total increment of 3.96 % of Post-Consumer Plastic Recycled Resins.</p> <p>Through the acquisition of advanced technology, innovation, co-workers commitment, and the implementation of a world class reliability and maintenance process, the recycling and collection processes has been optimized and improved and this has allowed us to obtain better results in productivity, increasing lines efficiency, processing capability above the original equipment's design, reducing time-out for maintenance. Installed capacity of PetStar's production lines is 40,000 ton per year operating it with a baseline for producing 50,000 tons. During 2018 we produced 50,800 tons of Post-C PET resin and it is projected to produce 51,800 tons for 2019.</p> <p>Polyolefins Compounding line was installed in PetStar for recycling caps and labels of the PET bottles we recycle and for being converted in high end PP and HDPE Recycled Resins, installed capacity is to produce 3,000 tons per year and will start operations in September 2019.</p> <p>A strategic alliance with a Chemical recycler for recycling 900 ton/year of PET chunk obtained in the extrusion process was made.</p>	

Optional commitments made

Target: Get Cradle-to-Cradle certification on our Food Grade PET Post-Consumer Resin by 2019

PetStar, the largest food grade PET recycling plant in the world and part of the Coca-Cola Mexican Industry, achieved the Bronze level of Cradle to Cradle certification for its food grade PET recycled Resin (PetStar Reborn®), being the first PET recycled resin in the world Cradle to Cradle Certified (C2C®), reaffirming its commitment to sustainability.

PetStar's Sustainable Business Model embeds the C2C® approach in its operations in line with the Circular Economy, generating social, environmental and economic values in congruence with the five categories it promotes: Material Health, Material Reutilization, Renewable Energy, Water Stewardship and Social Fairness.

Certification date: April 05th 2019

Certification number: #3915

https://cdn.c2ccertified.org/Certifications/PetStar_S.A.P.I._de_C.V/PetStar_REBORN_Food_Grade_Post-Consumer_Recycled_PET_Resin/PetSt_PetSt_Bronz_CERT3915_2019-04-05.pdf

Information on volumes of plastic collected, sorted and recycled

COLLECTING	SORTING	RECYCLING
<p>Total volume of plastic being collected for recycling: 79,651 metric tonnes</p>	<p>Total volume of plastic sorted for recycling: 76,490 metric tonnes</p> <p>Volume of plastic sorted, which originates from Packaging: 100%</p>	<p>Total volume of plastic recycled (output from facility): 50,800 metric tonnes</p> <p>Total volume of plastic recycled (input to facility): 65,900 metric tonnes</p> <p>Output volume as percentage of weight, which is post-consumer: 100%</p> <p>Input volume as percentage of weight, which comes from Packaging: 100%</p>

Link to other published data: <http://www.petstar.mx/media/1526/informe-de-sustentabilidad-2018.pdf> Information available on pages 4 and 5

<https://www.c2ccertified.org/products/scorecard/petstar-reborn-food-grade-post-consumer-recycled-pet-resin-petstar-s.a.p.i.>

Plastic Bank Recycling Corporation		Reporting details
<p>Annual revenue: < USD10 million</p> <p>HQ location: Canada</p> <p>Website: https://www.plasticbank.com/</p>	<p>Plastic Bank fights ocean plastic and alleviates poverty by empowering disenfranchised communities to exchange plastic for cash, digital tokens, goods, and even school tuition. Collected plastic is recycled into Social Plastic® and used to make new products, closing the plastic loop.</p>	<p>Reporting time frame: January 2018 - December 2018</p> <p>Verification of data: Plans for third-party verification or assurance in development</p> <p>Joined the Global Commitment: 10/18</p>
<p>Take action to grow the volume and quality of recycled/composted plastic, and accordingly increase the ratio of recycled and composted over landfilled and incinerated plastic volumes</p>		
<p>Activities performed:</p> <ul style="list-style-type: none"> <input checked="" type="checkbox"/> Collecting <input checked="" type="checkbox"/> Sorting <input checked="" type="checkbox"/> Recycling 	<p>We are engaged in the creation of an exponential model that has the following targets:</p> <ul style="list-style-type: none"> • 2019 = 8000T • 2020 = 16,000T • 2021 = 32,000T • 2022 = 64,000T • 2023 = 128,000T • 2024 = 256,000T • 2025 = 512,000T 	
<p>2025 target:</p> <p>“To collect and recycle 1 Billion KG by 2025.”</p>	<p>This would yield a total of 1,016,000 Tonnes or 1 Billion KG by 2025.</p> <p>Our current run rate for 2019 is going to be about 6000T, so we're not exactly on track, but the initiatives we have in play for 2020 are targeted to get us on track for the 16,000T target. We are opening up in Brazil at 5000T for first 12 months and 10,000T for second 12 months. We are opening up Egypt which should start producing volume in mid 2020. Numerous other countries are on the verge of opening up, so we are optimistic to be on track for our 2025 target.</p>	

Information on volumes of plastic collected, sorted and recycled

COLLECTING	SORTING	RECYCLING
<p>Total volume of plastic being collected for recycling: 1,090.564 metric tonnes</p>	<p>Total volume of plastic sorted for recycling: 1,090.564 metric tonnes</p> <p>Volume of plastic sorted, which originates from Packaging: 0.1%</p>	<p>Total volume of plastic recycled (output from facility): 1,090.564 metric tonnes</p> <p>Output volume as percentage of weight, which is Post-consumer: 100%</p> <p>Input volume as percentage of weight, which comes from Packaging: 0.9%</p>

Link to other published data: https://drive.google.com/a/plasticbank.org/file/d/1ble1_g_BNHAa0e8-U-Fa2Ej2k6jPTMpv/view?usp=sharing

Plastic Energy		Reporting details
<p>Annual revenue: < USD10 million</p> <p>HQ location: United Kingdom</p> <p>Website: https://plasticenergy.com/</p>	<p>Plastic Energy is doing chemical recycling of end of life plastics that can't be recycled mechanically (and are incinerated or landfilled). We convert these ELP plastics into hydrocarbon oils that can be used as a new feedstock to make new plastics, contributing to the circular economy of plastics.</p>	<p>Reporting time frame: July 2018 - July 2019</p> <p>Verification of data: No third-party verification or assurance</p> <p>Joined the Global Commitment: 10/18</p>
<p>Take action to grow the volume and quality of recycled/composted plastic, and accordingly increase the ratio of recycled and composted over landfilled and incinerated plastic volumes</p>		
<p>Activities performed:</p> <p><input type="checkbox"/> Collecting</p> <p><input type="checkbox"/> Sorting</p> <p><input checked="" type="checkbox"/> Recycling</p>	<ul style="list-style-type: none"> • We have signed agreements to build large scale plants (20,000- 25,000 tn/year plastic processed) to increase the amount of plastic chemically recycled and therefore increase the recycling capacities to reach our set target. • We have worked with partners to make the Plastic2Plastic process a reality through numerous tests and developments. 	
<p>2025 target:</p> <p>“By 2025, Plastic Energy will convert at least 300 000 tonnes of low-grade plastic waste into feedstock for new plastic manufacturing (Plastic2Plastic). This number will represent about 60% of Plastic Energy’s total output, up from 0% in 2018.”</p>		
<p>Optional commitments made</p>		
<p>When the infrastructure is available, we are promoting in our negotiations in South-East Asia the Plastic2Plastic process.</p>		
<p>Information on volumes of plastic collected, sorted and recycled</p>		
<p style="text-align: center;">RECYCLING</p>		
<p>Total volume of plastic recycled (output from facility): Submitted to the Foundation only</p> <p>Output volume as percentage of weight, which is Post-consumer: Not reported</p>		

Recycling Technologies		Reporting details
<p>Annual revenue: < USD10 million</p> <p>HQ location: United Kingdom</p> <p>Website: www.rtech.co.uk</p>	<p>Recycling Technologies has developed the modular RT7000 machine that uses pyrolysis to recycle mixed plastic waste inc. films, bags & laminates, back into oil. The oil, named Plaxx, can be used as a feedstock by the petrochemical sector to produce new, virgin-quality plastic with recycled content.</p>	<p>Reporting time frame: January 2018 - December 2018</p> <p>Verification of data: No third-party verification or assurance</p> <p>Joined the Global Commitment: 10/18</p>
<p>Take action to grow the volume and quality of recycled/composted plastic, and accordingly increase the ratio of recycled and composted over landfilled and incinerated plastic volumes</p>		
<p>Activities performed:</p> <ul style="list-style-type: none"> <input type="checkbox"/> Collecting <input type="checkbox"/> Sorting <input checked="" type="checkbox"/> Recycling 	<p>Currently Recycling Technologies is at a pre-commercial stage, operating a pilot Beta Plant in Swindon, UK for R&D, training and trial-processing purposes. We are trialling the processing of mixed plastic waste in the Beta Plant on scheduled runs, recycling this to produce an oil output product called Plaxx. We then send Plaxx samples for testing to a number of major petrochemical companies.</p> <p>We are preparing to build the company's first commercial scale RT7000 machine at our Swindon assembly facility. This first RT7000 will be installed, commissioned and commercially operational in 2020 at Binn EcoPark, Perthshire, Scotland. Thereafter, Recycling Technologies will build further RT7000s for installing at recycling centres in the UK, Europe and around the world. Each machine converts 7,000 tonnes of low-grade plastic waste per annum into a valuable oil commodity, Plaxx, which is a feedstock for steam cracking by the petrochemical sector. By bridging the gap between the waste sector and the petrochemical sector, we are able to close the loop for many more household plastic waste, including plastic films, bags, and laminated plastic wrappers and crisp packets.</p>	
<p>2025 target:</p> <p>“By 2025, Recycling Technologies aims to add 5.5 million tonnes of recycling capacity globally to convert low-grade plastic waste into feedstock.”</p>		
<p>Information on volumes of plastic collected, sorted and recycled</p>		
<p>RECYCLING</p>		
<p>Total volume of plastic recycled (output from facility): 0 metric tonnes</p> <p>Output volume as percentage of weight, which is Post-consumer: 100%</p>		

rPlanet Earth		Reporting details
<p>Annual revenue: < USD10 million</p> <p>HQ location: United States</p> <p>Website: www.rplanetearth.com</p>	<p>rPlanet Earth is the first known company in the Americas to recycle 100% post consumer thermoform containers back into direct food contact qualifying rPET packaging.</p>	<p>Reporting time frame: July 2018 - July 2019</p> <p>Verification of data: No third-party verification or assurance</p> <p>Joined the Global Commitment: 10/18</p>
<p>Take action to grow the volume and quality of recycled/composted plastic, and accordingly increase the ratio of recycled and composted over landfilled and incinerated plastic volumes</p>		
<p>Activities performed:</p> <ul style="list-style-type: none"> <input type="checkbox"/> Collecting <input checked="" type="checkbox"/> Sorting <input checked="" type="checkbox"/> Recycling 	<p>rPlanet Earth produces 100% recyclable products with up to 100% recycled content from post-consumer sources. Currently we are ramping up our volumes in terms of the amount of plastic we sort, recycle, manufacture, and divert from landfill. In addition we are optimising our process in order to make sure we have best-in-class high recycled content packaging for our customers in the food, beverage, and cosmetics markets.</p> <p>We are working and trialling the use of post-consumer thermoform containers as a feedstock to recycling and producing food grade quality thermoforms that have a very high degree of post-consumer content (Thermoform to thermoform, not just bottle to bottle). rPlanet Earth also has the capability to produce thermoforms and bottles with a high content of recycled material as well as higher IV demands to meet the strength requirements for the household goods industry. These post-consumer thermoforms, currently in the US, are almost all buried in landfills. Therefore, rPlanet Earth will be diverting these packaging containers from landfill and creating a closed loop recycling process for them as well.</p> <p>rPlanet Earth also utilises curb-side bales whereas most others can only utilise recycled bales containing deposit bottles that were redeemed through collection schemes. rPlanet Earth uses these curb-side bales exclusively, which due to being harder to process, are often landfilled or down-cycled in other circumstances/areas where rPlanet Earth is not present.</p>	
<p>2025 target:</p> <p>“rPlanet has set a goal of 40,000 metric tons as a recycling target for 2019 and aims for a capacity increase of at least 100% in terms of tonnage recycled and produced by 2025.”</p>		
<p>Optional commitments made</p>		
<p>rPlanet Earth currently has the ability to produce food grade quality, high post-consumer content rPET preforms and sheet. We are currently working on and trialling the recycling and production of food grade quality thermoforms from post-consumer thermoforms, traditionally landfilled by material reclamation facilities.</p>		
<p>Information on volumes of plastic collected, sorted and recycled</p>		
<p>SORTING</p> <p>Total volume of plastic sorted for recycling: Submitted to the Foundation only</p>	<p>RECYCLING</p> <p>Total volume of plastic recycled (output from facility): Submitted to the Foundation only</p> <p>Output volume as percentage of weight, which is Post-consumer: Submitted to the Foundation only</p>	

Rubicon Global		Reporting details
<p>Annual revenue: USD10 million - USD1 billion</p> <p>HQ location: United States</p> <p>Website: www.rubiconglobal.com</p>	<p>Rubicon Global is a technology company that powers a digital marketplace, provides a suite of SaaS products for waste, recycling, and smart city solutions, and collects and analyzes data for businesses and governments worldwide. Rubicon's mission is to end waste in all of its forms.</p>	<p>Reporting time frame: January 2018 - December 2018</p> <p>Verification of data: Third-party verification or assurance process in place for some of the data</p> <p>Joined the Global Commitment: 10/18</p>
<p>Take action to grow the volume and quality of recycled/composted plastic, and accordingly increase the ratio of recycled and composted over landfilled and incinerated plastic volumes</p>		
<p>Activities performed:</p> <ul style="list-style-type: none"> <input checked="" type="checkbox"/> Collecting <input type="checkbox"/> Sorting <input type="checkbox"/> Recycling 	<p>Rubicon is continuing to identify opportunities to grow the volume of recycled plastic while keeping the quality of the recycled materials in accordance with industry standards. Specifically, we have helped our clients to properly recycle baled plastic shrink wrap, to densify and transport densified foam to end markets, and to identify plastics in their waste streams with the goal of diverting them from landfill.</p> <p>One example of a closed-loop solution that we have implemented with one of our grocery chain clients was to back haul plastic film and used grocery bags from the store level to their return centers. The material would then be bailed and transported to a company that turns the material into new grocery bags to be used at the client's store locations.</p>	
<p>2025 target:</p> <p>“Rubicon is committed to increasing the volume of recycled plastics serviced for its customers by 15% year over year (YOY). This means that by 2025, Rubicon will strive to recycle 3 times more plastic volume than in our baseline year of 2018.”</p>	<p>Additionally, we are continuing to explore potential partnerships and engage in thought leadership with various companies committed to creating innovative solutions to recycle and compost plastic.</p>	
<p>Information on volumes of plastic collected, sorted and recycled</p>		
<p>COLLECTING</p>		
<p>Total volume of plastic being collected for recycling: Submitted to the Foundation only</p>		

Termoencogibles, SA de CV		Reporting details
Annual revenue: USD10 million - USD1 billion HQ location: El Salvador Website: www.termo.com.sv	A plastic packaging manufacturer and recycler, with a great level of commitment to social and environmental issues.	Reporting time frame: January 2018 - December 2018 Verification of data: Third-party verification or assurance process in place for some of the data Joined the Global Commitment: 11/18
Take action to grow the volume and quality of recycled/composted plastic, and accordingly increase the ratio of recycled and composted over landfilled and incinerated plastic volumes		
Activities performed: <input checked="" type="checkbox"/> Collecting <input type="checkbox"/> Sorting <input checked="" type="checkbox"/> Recycling	As previously explained, our voluntary separation and collection program called Recicla503, aims to educate end users on separation of waste from the source and collects the plastic components to be recycled in our plant. This also helps create circular economy generating jobs and helping the environment. Secondly for the end of 2019 we will partner with eCoins, which is an electronic currency that aims to give a return to users who bring their recyclables to collection partners and gives opportunities to further create circular economy development.	
2025 target: “We commit to recycle over 18,000 metric tonnes yearly by 2025.”		
Information on volumes of plastic collected, sorted and recycled		
COLLECTING	RECYCLING	
Total volume of plastic being collected for recycling: 13.59 metric tonnes	Total volume of plastic recycled (output from facility): 13.59 metric tonnes Total volume of plastic recycled (input to facility): 13.59 metric tonnes Output volume as percentage of weight, which is Post-consumer: 0% Input volume as percentage of weight, which comes from Packaging: 100%	

TriCiclos		Reporting details
Annual revenue: < USD10 million HQ location: Chile Website: www.triciclos.net	TriCiclos is an applied Circular Economy engineering company looking to solve the waste issues with a triple impact approach.	Reporting time frame: November 2018 - July 2019 Verification of data: No third-party verification or assurance Joined the Global Commitment: 10/18
Take action to grow the volume and quality of recycled/composted plastic, and accordingly increase the ratio of recycled and composted over landfilled and incinerated plastic volumes		
Activities performed: <input checked="" type="checkbox"/> Collecting <input checked="" type="checkbox"/> Sorting <input type="checkbox"/> Recycling	We committed to collect for 2025, in the countries in which we currently have operations (Chile, Peru, Colombia and Brazil), up to 11,000 metric tons, which would mean to grow four times our collection capacity reached in 10 years. By July 2019 we have reached a total amount of 3,944 metric tons of high quality plastics that were collected, sorted and taken to recycling companies.	
2025 target: “Our target for plastic collection for 2025 in the countries in which we currently have operations (Chile, Peru, Colombia and Brazil) goes up to 11,000 metric tons, which would mean to grow four times our collection capacity reached in 10 years.”		
Information on volumes of plastic collected, sorted and recycled		
<p style="text-align: center;">COLLECTING</p> <p>Total volume of plastic being collected for recycling: 3,944 metric tonnes</p>	<p style="text-align: center;">SORTING</p> <p>Total volume of plastic sorted for recycling: 3,944 metric tonnes</p> <p>Volume of plastic sorted, which originates from Packaging: 100%</p>	

Upp! UpCycling Plastic BV		Reporting details
<p>Annual revenue: < USD10 million</p> <p>HQ location: Netherlands</p> <p>Website: https://www.upcyclingplastic.com</p>	<p>Upp! UpCycling Plastic is a startup company closing the plastic waste loop locally in Vietnam and the Netherlands. We do so by making durable and 100% recyclable products made from locally collected plastic waste, for local use/application.</p>	<p>Reporting time frame: September 2018 - August 2019</p> <p>Verification of data: No third-party verification or assurance</p> <p>Joined the Global Commitment: 02/19</p>
<p>Take action to grow the volume and quality of recycled/composted plastic, and accordingly increase the ratio of recycled and composted over landfilled and incinerated plastic volumes</p>		
<p>Activities performed:</p> <p><input type="checkbox"/> Collecting</p> <p><input type="checkbox"/> Sorting</p> <p><input checked="" type="checkbox"/> Recycling</p>	<p>We are currently processing only test batches of plastic waste into building materials in Vietnam in our production facility. Approximately 2000 kilos of plastic waste have been saved from incineration, landfill, nature or oceans in Vietnam. In the Netherlands we have no production capacity installed yet.</p> <p>We are preparing the deployment of more production lines, in the last quarter of 2019 with machines able to process 128 kgs/hour - 1 ton per day - 350 tons/annually. From the beginning of 2020 our annual capacity will start with 1.5kT/year production, rising quickly to over 25kT/year in 2021.</p>	
<p>2025 target:</p> <p>“In 2025 Upp! will process 250 kT of recycled plastic waste annually into durable and recyclable products in at least 5 countries and more than 10 cities/regions who want to be zero-plastic-waste.”</p>		
<p>Information on volumes of plastic collected, sorted and recycled</p>		
<p>RECYCLING</p>		
<p>Total volume of plastic recycled (output from facility): 2 metric tonnes</p> <p>Output volume as percentage of weight, which is Post-consumer: Submitted to the Foundation only</p>		

ValGroup		Reporting details
Annual revenue: USD1 billion - USD10 billion HQ location: Brazil Website: www.valgroup.com.br	ValGroup is one of the largest plastic recyclers and converters in the world. ValGroup offers groundbreaking to major CPG companies.	Reporting time frame: January 2018 - December 2018 Verification of data: Plans for third-party verification or assurance in development Joined the Global Commitment: 02/19
Take action to grow the volume and quality of recycled/composted plastic, and accordingly increase the ratio of recycled and composted over landfilled and incinerated plastic volumes		
Activities performed: Sorting, Recycling <input type="checkbox"/> Collecting <input checked="" type="checkbox"/> Sorting <input checked="" type="checkbox"/> Recycling	ValGroup has set up 3 recycling plants as follows: <ul style="list-style-type: none"> • Brazil: 38,400 tonnes of post-consumer plastic waste per year • Mexico: 35,400 tonnes of post-consumer plastic waste per year • Spain: 23,400 tonnes of post-consumer plastic waste per year 	
2025 target: “Our target is to build the capacity to recycle 140,000 tonnes of plastics per year.”		
Optional commitments made		
ValGroup has set up a waste sorting plant in Brazil that is able to sort 250 tonnes of mixed waste per day. ValGroup is investing in a pyrolysis plant that will be able to recycle all types of plastics.		
Information on volumes of plastic collected, sorted and recycled		
SORTING Total volume of plastic sorted for recycling: Submitted to the Foundation only	RECYCLING Total volume of plastic recycled (output from facility): Submitted to the Foundation only Output volume as percentage of weight, which is Post-consumer: Submitted to the Foundation only	

Waste Ventures India Pvt. Ltd.		Reporting details
<p>Annual revenue: < USD10 million</p> <p>HQ location: India</p> <p>Website: www.wasteventures.com</p>	<p>Environmental and inclusive waste management</p>	<p>Reporting time frame: April 2018 - March 2019</p> <p>Verification of data: Third-party verification or assurance process in place for some of the data</p> <p>Joined the Global Commitment: 10/18</p>
<p>Take action to grow the volume and quality of recycled/composted plastic, and accordingly increase the ratio of recycled and composted over landfilled and incinerated plastic volumes</p>		
<p>Activities performed:</p> <ul style="list-style-type: none"> <input checked="" type="checkbox"/> Collecting <input checked="" type="checkbox"/> Sorting <input type="checkbox"/> Recycling 	<p>We have averted around 1000 MT of plastics in the year 2018-2019, ~20% of this plastics is from our EPR activities. We plan to double this quantity in the next year</p>	
<p>2025 target:</p> <p>“We commit to collect and sort 20,000 MT of plastic waste from waste pickers across Hyderabad and Telangana region in India. Through this collection we plan to avert 10,000 MT of otherwise worthless plastic from landfill and water bodies. Remaining 10,000 MT will be processed through recyclers across India.”</p>		
<p>Information on volumes of plastic collected, sorted and recycled</p>		
<p style="text-align: center;">COLLECTING</p> <p>Total volume of plastic being collected for recycling: Submitted to the Foundation only</p>	<p style="text-align: center;">SORTING</p> <p>Total volume of plastic sorted for recycling: Submitted to the Foundation only</p> <p>Volume of plastic sorted, which originates from Packaging: Submitted to the Foundation only</p>	

Waste4Change		Reporting details
<p>Annual revenue: < USD10 million</p> <p>HQ location: Indonesia</p> <p>Website: https://waste4change.com/official/about</p>	<p>Waste4Change is a social enterprise promoting responsible waste management and circular economy. Founded in 2014, the core activities including waste collection, recycling services, and waste education for business and communities.</p>	<p>Reporting time frame: January 2019 - July 2019</p> <p>Verification of data: No third-party verification or assurance</p> <p>Joined the Global Commitment: 10/18</p>
<p>Take action to grow the volume and quality of recycled/composted plastic, and accordingly increase the ratio of recycled and composted over landfilled and incinerated plastic volumes</p>		
<p>Activities performed:</p> <ul style="list-style-type: none"> <input checked="" type="checkbox"/> Collecting <input checked="" type="checkbox"/> Sorting <input type="checkbox"/> Recycling 	<p>To reach our target, we have been responsibly managing waste from residential and commercial area in Jakarta, Bekasi and Tangerang (three cities). The process that we did was a holistic process, starting from the creating of the waste until the pre-treatment before being processed into a new materials by our partners.</p> <p>The flow can be seen on the following scheme:https://drive.google.com/open?id=1cgrUbghDesF7JPxw8GajbCjvn4TvGKde</p>	
<p>2025 target:</p> <p>“Total recycled plastic (2025): 3,558.75 ton/year Total recycled waste (2025): 71,175 ton/year Total composted waste (2025): 1067.63 ton/year”</p>	<p>By July 2019 we're managing domestic solid waste from 46 clients, which focuses in Greater Jakarta Area and hope to keep increasing our number of clients throughout the year. They are ranging from offices, café, embassies, buildings, residential areas, etc. Our list of clients are: https://drive.google.com/open?id=1BRAG5_pRuW5MICoQnU4vRaWYo6QsVXOR</p> <p>By managing waste from our clients responsibly, from January to July 2019 we succeeded to prevent 438.72 tons of waste from being dumped to the landfill. Detail of waste managed and composition: https://drive.google.com/open?id=1Tw5VOG-N75J1E9oSXgJ_3o2EnzdcFVlb</p> <p>Each type of managed inorganic waste are brought to our partners to be recycled, while the organic waste is either composted or being made to animal feed by using Black Soldier Fly. As for treating the residue, we are partnered with Geocycle, a subsidiary of Holcim cement company, that use technology of 'co-processing' and utilize existing facilities in cement industry to resolve waste challenges sustainably.</p>	
<p>Information on volumes of plastic collected, sorted and recycled</p>		
<p style="text-align: center;">COLLECTING</p> <p>Total volume of plastic being collected for recycling: Submitted to the Foundation only</p>	<p style="text-align: center;">SORTING</p> <p>Total volume of plastic sorted for recycling: Submitted to the Foundation only</p>	

DURABLE GOODS PRODUCERS

A.I.S.E., International Association for Soaps,
Detergents and Maintenance Products • actiam • Adrian
Dominican Sisters, Portfolio Advisory Board • AECOC • Afeka Institute of
Circular Engineering and Economy • AGMPM (Association of the Greek Manufacturers of
Packaging & Materials) • Ahold Delhaize • ALBEA • Algramo • ALPLA Werke Alwin Lehner GmbH &
Co KG • Altheia Sustainable Ocean Fund • Amcor • American Licorice Company • ANIPAC • APK AG • APLM
- Portuguese Marine Litter Association • AptarGroup Inc. • Aquapak Polymers Limited • Arca Continental • Archchemics
Ltd • Arup • As You Sow • Asia Pacific Waste Consultants (APWC) • Asociación Chilena para el Fomento de la Economía del
Bien Común - (EBC) • Asociación Nacional de la Industria Química A.C. (ANIQ) • Associação para as Ciências do Mar - APCM •
Atalay Atasu • Avespa • Bangor University • Barilla G. & R. Fratelli SpA • Baum und Pferdgarten • Bell Holding • Bella+Frank • Berkeley
Center for Green Chemistry • Berry Global • bioMASON, Inc. • Biopac UK Ltd • BioPak Pty Ltd • Bioproducts Discovery and Development Centre
(BDDC), University of Guelph, Ontario, Canada • BMO Global Asset Management • BNP Paribas Asset Management • Boomer • Borealis AG • Boston
Common Asset Management • Brightplus Oy • Brunel Pension Partnership Ltd • Burberry Group plc • Burberry Material Futures Research Group from the
Royal College of Art • Business Community • C&D Cities Climate Leadership Group • Cabot Corporation • Californians Against Waste • Calouste
Gulbenkian Foundation • CAPTURE • CarbonLITE Recycling • Carrefour • CBPAK Tecnologia S/A • Cedo • CEFLEX • CEMPRE Colombia - Compromiso Empresarial
para el Reciclaje • China Plastic Recycling Association of China Resource Recycling Association • China Plastics Reuse and Recycling Association • Circular Economy
Initiative at KTH Royal Institute of Technology (CE@KTH) • Circular Economy Innovation Centre - USP • CIRCULAR ECONOMY JAPAN • Circular Economy Leadership
Coalition • Circular Sweden • Circularity Capital LLP • Circulate Capital • Circulo Verde • City of Austin • Clarmondial • Cleaning and Hygiene Suppliers Association • Closed
Loop Partners • Coast Impact Fund • Coca-Cola FEMSA • Colgate-Palmolive Company • College of Design and Innovation, Tongji University • Commonsense • Congregation of St.
Joseph • Constantia Flexibles • Core Capital Management LLC • Corn Refiners Association • Creolus • CSSA (Canadian Stewardship Services Alliance Inc.) • Cumpal BV • CupClub
Limited • Custompak Plastics Products 1997 Ltd • Danone S.A. • Daughters of Charity, Province of St. Louise • Delphi's Eco • Department of Economics and Management - Dipartimento di
Scienze Economiche e Aziendali, University of Pavia • Datspak • Diageo • Diemar Corporation • Dignity Health • Dr. Girma Zawdie • Dr. Alysia Garmulewicz, Professor, Universidad de
Santiago de Chile • Dr. Carson Meredith • Dragon Rouge Limited • Dynapack Asia • Earthwatch Institute • Earthwise Group
ECOGESTUS, Waste Management Ltd • Ecoiberia Reciclados Ibericos SA • ECOPIXEL • Ecopod • ecostore • Ecosurety •
Environment Global Facilities • Elemental Impact • ELISAVA Barcelona School of Design and Engineering • Encorp
ENGEL Austria GmbH • Envases Universales de México • Enviro Pride • Environment Department, Ministry of
Energy and Climate Change, Republic of Seychelles • EPRO European Plastics Recycling and Recovery Organisation •
São Simão Ltda • ESG Portfolio Management • Esstly AB • Etilca Sgr • Responsible Investments • European Investment
Bank • European Recycling Industries' Confederation (EuRIC) • EXCELRISS • Excess Materials Exchange • Exchange
Change Brasil • Faculty of Management, Law and Social Sciences, University of Bradford • Ferrero • Fifth Season Ventures •
Flex Film International BV • Flexible Packaging Europe • Food & Consumer Products of Canada • FoodDrinkEurope • Footprints
Africa • FORWARDone Venture Capital for Hardware • Foundation Recycsol • FrieslandCampina Nederland B.V. • Full Cycle
Bioplastics • Fundación Latinoamérica Verde • Futamura Group • GANNI • gDiapers • Generalitat de Catalunya • Gobierno de la
Ciudad de Buenos Aires • Government of Chile • Government of Grenada • Government of Rwanda • Graham Packaging Company • Granta
Design • Greco & Guerrero • GreenBiz Group Inc. • GreenBlue and the Sustainable Packaging Coalition (SPC) • Greiner AG • GRID-Arendal •
GW&K Investment Management • H. Ayuntamiento de Toluca • H&M Group • Henkel AG & Co. KGA • Hera Group • Hermes EOS • Hi-Cone • High
Speed Sustainable Manufacturing Institute (HSSMI) • HP Inc. • Husky Injection Molding Systems Ltd. • INCOM RECYCLE Co., Ltd. Beijing • Inditex
Indonesian Waste Platform • Indorama Ventures Public Company Limited • Industria Mexicana de Reciclaje S.A. de CV. • ING • INGRUP • innocent
drinks • Insper Instituto de Ensino e Pesquisa • Institut für Kunststofftechnik • Institute for Integrated Quality Design (IQD), Johannes Kepler
University Linz (JKU) • Institute of Development Studies • Institute of Technology Tralee • Instituto Italiano di Tecnologia • International Solid Waste
Association - ISWA • International Union for Conservation of Nature (IUCN) • Internet Fusion Group • IWC Schaffhausen • IWrc • Jabli Packaging
Solutions • JAMES CROPPER PLC • Jan Ravenstijn Biomaterials Consulting • Jane Panty • JAVA MOUNTAIN COFFEE • Johnson and Johnson Consumer
Keong Keoh Patra Kashtakar Panchayat • Keep Scotland Beautiful • KEEP SWEDEN TIDY • Kellogg Company • Kempen Capital • Kempson • Ketchum • KIMCO
Keurig Dr Pepper • Kiara S. Winans • Kidlara • Kingfa Sci. & Tech. Co., Ltd. • Kmart Australia Limited • Koppala Packaging Ltd. • L'Oréal • L'OCCITANE en
General Investment Management • Life Cycle Initiative • Life Without Plastic • LIPOR - Intermunicipal Waste Management of Greater Porto, Portugal • LLUK •
London Waste and Recycling Board • Loop • Loop Circular Economy Platform Ltd • Loop Industries • LPP • Man Group • MARE - Marine and Environmental
Marks and Spencer plc • Mars, Incorporated • Material BA-Z, Centro Universitário Belas Artes de São Paulo • Material Economics • Matrix APA (UK) Ltd. •
McDonough Innovation • Melco Resorts & Entertainment • MERA - The Association for Sustainable Manufacturing • Mercy Investment Services, Inc. • METRO AG •
Ministry for the Environment New Zealand • Ministry of Environment and Energy Transition - Portugal • Ministry of the Environment (Peru) • Ministry of the Environment
Environmental Solutions Initiative • MIWA (Municipal Waste) • Mobil • mobilis • Molsen Gores Brewing Company • Mondy • Monterey Bay Aquarium • Mr. Green Africa •
Cosmetic Cases • National Geographic Partners, LLC • National Recycling Coalition • NATURA COSMETICS • Nature's Path Foods • NaturaWorks • Nestlé • Netherlands Institute for
Ltd. • Noble Environmental Technologies Europe BV • NorthEdge Capital • Notpla Limited • Nova School of Business and Economics • Novamont SpA • NOVAPET • Nuceria Group • Ocean
Oceanographic Institute, Prince Albert II of Monaco Foundation • Okena Servicios Ambientales • Oliver Wyman • One Water • Open Systems Lab • Openbare Vlaamse Afval Maatschappij OVAM • Origin
PepsiCo • Pernod Ricard • PetStar • Philips • Pick n Pay • Pinguimom • Plant Based Products Council • Plant Chicago • Plastic Bank Recycling Corporation • Plastic Collective • Plastic Energy • Plastic Odyssey •
Holding GmbH & Co. KG • POSITIVA • Preserve • Prince Albert II of Monaco Foundation • Prof. Claudio Zara, Department of Finance, Bocconi University • Prof. Richard C. Thompson OBE • Professor Ioannis Ioannou • PROQUIMIA, S.A. • Provenance • PT Evogaia Karya Indonesia • Qualipac • Quantis • Ramani Narayan, MSU University Distinguished
Professor • Rathbone Greenbank Investments • Ravensbourne University London • Fashion Department • RB • Re-Poly, Evertrak, QRS • RecyclePoints • Recycling Technologies • Rediscovery Centre • RePack • Replenish Bottling LLC • RePurpose Global • RePurpose Global • RES Group • Reusable Packaging Association • Riversimple Movement Ltd • Robeco •
Robert Lochhead, Professor and Director Emeritus of Polymer Science • Rodenburg Biopolymers • Royal Society of Chemistry • Planet Earth • Rubicon Global • S Group • SAMBITO • Samsøe Samsøe • São Paulo City Hall • Sarašin & Partners • SC Johnson • Schneider Electric • School of Management - Politecnico di Milano • Schwarz Group
(Lidl & Kaufland) • Scottish Government • Sealed Air Corporation • Searious Business • Selfridges • Shoptop Global Services Spa • Shanghai Rendu Ocean NPO Development Center • SHAPES IN THE SAND • Sidal • Silgan Plastics • SIRCOR • Sistema B International • Sky Group • Skyroom London Ltd • Smart Waste Portugal - Business
Development Network • Solid Waste Association of North America • SONAE MC • Sostenibilidad 3R&Es • South Pole • Spedal • SPB • Spinlock • Splosh Ltd. • Stanley Black & Decker • Stella McCartney • Stora Enso • Suez • Superdry Plc • SUST4IN • Sustainable Business Network • Sustainability • Svensk Plastindustriförening (SPIF) • SWANIA •
Swire Coca-Cola Ltd • SYSTEMIQ • Taiwan Circular Economy Network (循環台灣基金會) • Target Corporation • Target Australia Limited • TC Transcontinental • Termoconcoibles, SA de CV • TerraCycle • Tetra Pak • The Association of Plastic Recyclers • The Better Packaging Co. • The Bio-D Company Ltd • The City of Copenhagen • The City of
Ljubljana, Slovenia • The Clorox Company • The Club of Rome • The Coca-Cola Company • The Consumer Goods Forum • The Eric and Wendy Schmidt Fund for Strategic Innovation • The Faculty of Entrepreneurship & Innovation - VIA University College • The Finnish Innovation Fund SITRA • The Global Environment Facility • The Government of
France • The Government of the United Kingdom • The Grameen Creative Lab • The Green Earth • The Institute for the Study of Science and Technology, National University of Quilmes (IESCT-UNQ) of Argentina • The Make-Cup Brand Make-Cup Concepts LLC • The Ocean Race • The Recycling Partnership • The Renewal Workshop • The RSA •
The Wallon Government • Think Beyond Plastic • TIPA-Corp • TOMRA Systems ASA • Topolytics • Triciclos • Trillium Asset Management • Tupack Verpackungen Gesellschaft m.b.H • Tupperware • UCL • Ultra Capital • Uncover Skincare BV • Unilever • Universidade de Trás-os-Montes e Alto Douro • Universiteit Gent • University of Edinburgh •
University of Northumbria, Newcastle • University of Portsmouth • UPM Rafiatec • Uppl UpCycling Plastic BV • ValGroup • Veolia • Verstraete in mould labels • Vert Asset Management • Vita Bio/Energy Ltda • Walmart Inc. • Warner Babcock Institute for Green Chemistry • Waste Ventures India Pvt. Ltd. • Waste4Change • Water Unite •
Werner & Mertz GmbH • Woolworths Holdings Limited • World Economic Forum • Worn Again Technologies • WPP • WRAP • Wraprite International Ltd. • World Wildlife Fund (WWF) • Xiamen Luhai Pro-environment Inc. • Zero Waste Shop Moscow • Zespi Group Limited • Zevin Asset Management • ZigZag Global • π = Plastic Pollution Prevention

Apple		Reporting details
<p>Annual revenue: > USD10 billion</p> <p>HQ location: United States</p> <p>Website: https://www.apple.com</p>	<p>Apple leads the world in innovation with iPhone, iPad, Mac, Apple Watch and Apple TV. Our software platforms provide seamless experiences across all Apple devices and empower people with services incl. the App Store, Apple Music, Apple Pay, iCloud. Apple is dedicated to making the best products on earth, and to leaving the world better than we found it.</p>	<p>Reporting time frame: October 2017 - September 2018</p> <p>Verification of data: Third-party verification or assurance process in place for some of the data</p> <p>Joined the Global Commitment: 03/19</p>
<p>Take action to increase the recycled content across all plastic used in products and components</p>		
<p>Post-consumer recycled content in products and components, as percentage of weight:</p> <p>Not reported</p>	<p>We aim to end our reliance on mining. That's why we are transitioning to recycled and renewable materials, and maximizing material efficiency, all while maintaining the exceptional quality and finish of our final products.</p> <p>With such a broad ambition, we needed a robust, data-driven way to determine where to start. So we assessed 45 elements and raw materials based on their environmental, social, and supply impacts. The resulting Material Impact Profiles helped us identify a short list of materials on which to focus first. And we continue to use these profiles to determine which materials to tackle next. Plastics are one of those materials.</p> <p>We've first focused on using less plastic through material efficiency. For example, we re-designed the way plastic was injected into the mold of a high-volume part in iPhone XS and iPhone XR, cutting the scrap produced by one-third. For the plastic we do use, we're looking for renewable or recycled alternatives to fossil fuel-based plastics. However, we use vast numbers of distinct grades of plastic, each designed to meet specific requirements. We are systematically exploring and qualifying recycled and renewable alternatives for each grade, so that whatever type of plastic a product needs, we will have a recycled or renewable option. So far, we've identified recycled alternatives for 24 different grades of plastic, allowing us to use an average of 38 percent recycled plastic across 82 components for products released in FY18.</p>	

Optional commitments made

Tons shipped (goods/components).

Our definition for plastic is below and includes most polymeric materials used in our products. We do not exclude plastics that are challenging to convert to recycled or renewable alternatives.

Plastic: A material containing one or more organic polymeric substances of large molecular weight, is solid in its finished state, and, at some stage in its manufacture or processing into finished articles, can be shaped by flow. Coatings, textiles, adhesives, and paint, which may in some cases meet this definition, are not considered plastics. (Adapted from ASTM D883-19)

Calculating recycled content:

The percentage of recycled content in the plastic is calculated by dividing the weight of the recycled content by the full weight of the plastic material, including additives and fillers. (Adapted from ISO 14021:2016)

Calculating renewable or bio-based content:

The percentage of renewable content in the organic portion of the plastic is determined by ASTM D6866

The percentage of renewable content in the plastic is calculated by multiplying the percentage of renewable content by the weight of the organic content and dividing this by the full weight of the plastic material, including additives and fillers.

Volume of plastic in good and components represents what is in the final product.

We define bio-materials as those that can be regenerated in a human lifespan, like paper fibers or sugarcane. Bio-materials can help us use fewer finite resources. But even though bio-materials have the ability to regrow, they are not always managed responsibly. Renewable materials are a type of bio-material managed in a way that enables continuous production without depleting Earth's resources. That's why we focus on sources that are certified for their management practices.

Volume of plastic in goods and components produced

Submitted to the Foundation only

Boomera		Reporting details
Annual revenue: < USD10 million HQ location: Brazil Website: http://boomera.com.br/	Boomera's a Brazilian company that shifts other companies' entrance in Circular Economy, providing total turn-key solutions for waste, that combine Reverse Logistics, R&D and design in order to give those materials a second life and create positive impact on wastepicker's lives.	Reporting time frame: September 2018 - September 2019 Verification of data: No third-party verification or assurance Joined the Global Commitment: 10/18
Take action to increase the recycled content across all plastic used in products and components		
Post-consumer recycled content in products and components, as percentage of weight: 52%	<ul style="list-style-type: none"> • Included a new kind of product in our tarp: post- consumer Tyvek (LDPE) • Included a bigger grinder to consume all scraps of production. This way we never send plastics to the landfill. • Acquisition of an industrial extruder (Wortex), specially indicated for post-consumption material, due to its technology. • Partnership with Recyclean, a medium-size recycler, located in São Paulo's metropolitan area. • Partnership with Dow Chemicals, for developing new grades of PCR and for expanding polymers technology 	
Volume of plastic in goods and components produced		Submitted to the Foundation only

ECOPIXEL		Reporting details
Annual revenue: < USD10 million HQ location: Italy Website: www.ecopixel.eu	Ecopixel is a manufacturing company that transforms waste thermoplastics into useful products maintaining mono polymers in order to maintain recyclability.	Reporting time frame: August 2018 - August 2019 Verification of data: No third-party verification or assurance Joined the Global Commitment: 02/19
Take action to increase the recycled content across all plastic used in products and components		
Post-consumer recycled content in products and components, as percentage of weight: 10%	We are moving towards as much as possible use of post-consumer waste. At the moment, we have found at least 3 valuable channels from where to achieve post-consumer materials and we would love to find more. We need however mono polymer thermoplastics possibly PELD. We see that especially waste/gathering points are still not up to date with selecting plastics as they are especially occupied with bottles and packaging instead of the large plastic objects such as toys, furniture, lamps, etc. We believe it is especially those products that can provide us with lots of raw post-consumer waste materials.	
Optional commitments made		
We continuously search for new material suppliers. Finding the right typology of plastic with the requested post-consumer tag is the most difficult step in our business. We need continuity in supplies. The other problem is we need to convince our clients of the sometimes poor effects that recycled plastics give.		
Volume of plastic in goods and components produced		Submitted to the Foundation only

Ernesto São Simão Lda.		Reporting details
<p>Annual revenue: < USD10 million</p> <p>HQ location: Portugal</p> <p>Website: www.ess.pt</p>	<p>Ernesto São Simão Lda., founded in 1947, is a Portuguese mold manufacturer and plastic converter. We are an export oriented company supplying different sectors. We have defined a strategy focused on increasingly creating a more sustainable business model.</p>	<p>Reporting time frame: June 2018 - June 2019</p> <p>Verification of data: No third-party verification or assurance</p> <p>Joined the Global Commitment: 10/18</p>
<p>Take action to increase the recycled content across all plastic used in products and components</p>		
<p>Post-consumer recycled content in products and components, as percentage of weight:</p> <p>56%</p>	<ul style="list-style-type: none"> • implementation of pilot circular business model (explained previously) for "plastic incubator vases" for a forestry company; • substitute plastics - from virgin to recycled - in products where the option was suitable and possible, with the approval of our customer; • inclusion of new products references, developed internally, made 100% of recycled plastic; • creation of innovative products (pilot stage) to be alternatives to single-use plastic (reusable plastic tableware); • school awareness and education campaigns; • promotion of a conference focused on plastics sustainability; 	
<p>Volume of plastic in goods and components produced</p>		<p>Submitted to the Foundation only</p>

HP Inc.		Reporting details
<p>Annual revenue: > USD10 billion</p> <p>HQ location: United States</p> <p>Website: https://www8.hp.com/us/en/home.htm</p>	<p>HP is a technology company and our vision is to create technology that makes life better for everyone, everywhere. We seek to engineer experiences that amaze so that, with our technology, our customers can reinvent their world.</p>	<p>Reporting time frame: November 2017 - October 2018</p> <p>Verification of data: Third-party verification or assurance process in place for some of the data</p> <p>Joined the Global Commitment: 10/18</p>
<p>Take action to increase the recycled content across all plastic used in products and components</p>		
<p>Post-consumer recycled content in products and components, as percentage of weight:</p> <p>6.8%</p>	<p>As part of the release of HP's 2018 Sustainable Impact Report (June 2019), HP announced a goal of reaching 30% post-consumer recycled content across our product portfolio by 2025. Plans are being developed across HP product lines to achieve this goal.</p> <p>In 2018, HP increased total post-consumer RC plastic from 2017 volume of 18,160 MT to 21,250 MT.</p> <p>HP also announced an investment of USD USD2M in plastics wash equipment to support our Haiti recycling partner in the processing of ocean-bound and ocean plastics.</p>	
<p>Volume of plastic in goods and components produced</p>		<p>Submitted to the Foundation only</p>

Philips		Reporting details
<p>Annual revenue: > USD10 billion</p> <p>HQ location: Netherlands</p> <p>Website: www.philips.com</p>	<p>Royal Philips of the Netherlands is a leading health technology company focused on improving people's health and enabling better outcomes across the health continuum from healthy living and prevention, to diagnosis, treatment and home care.</p>	<p>Reporting time frame: January 2018 - December 2018</p> <p>Verification of data: Third-party verification or assurance process in place for some of the data</p> <p>Joined the Global Commitment: 10/18</p>
<p>Take action to increase the recycled content across all plastic used in products and components</p>		
<p>Post-consumer recycled content in products and components, as percentage of weight:</p> <p>1.3%</p>	<p>In 2018 1,098 tons PCR was used in our products vs 1,004 tons in 2017. In 2018 the baseplate of Senseo Original was switched to PCR PP and one new vacuum cleaner in our Asian supply base was switched to PCR PP. Furthermore our Innovation teams have been working on releasing recycled plastics in Airfryers (PCR PBT) and Full Automatic Espresso Machines (PCR PP) but these new materials will only be implemented in production in 2019.</p> <p>Our recycled plastics consumption was seriously hampered by an import ban on recycled plastics in Turkey which means that all vacuum cleaners produced in Turkey had to be switched back to virgin plastic in 2018.</p>	
<p>Optional commitments made</p>		
<p>In 2018 an additional 739 tons of Post Industrial/Pre-consumer recycled plastics was used</p>		
<p>Volume of plastic in goods and components produced</p>		<p>Submitted to the Foundation only</p>
<p>Link to other published data: page 213 of the Philips Annual Report https://www.results.philips.com/publications/ar18#/downloads</p>		

Preserve		Reporting details
Annual revenue: < USD10 million HQ location: United States Website: www.preserve.eco	Preserve is a leading sustainable consumer goods company and producer of stylish eco-friendly products including a full line of kitchen products, tableware, food service offerings, and personal care products, using 100% recycled plastic and plant-based compostable materials.	Reporting time frame: January 2018 - December 2018 Verification of data: Not reported Joined the Global Commitment: 10/18
Take action to increase the recycled content across all plastic used in products and components		
Post-consumer recycled content in products and components, as percentage of weight: Not reported	Not reported	
Volume of plastic in goods and components produced		Not reported

Schneider Electric		Reporting details
<p>Annual revenue: > USD10 billion HQ location: France Website: http://www.se.com</p>	<p>Schneider Electric provides energy and automation digital solutions for efficiency and sustainability. We combine world-leading energy technologies, real-time automation, software and services into integrated solutions for Homes, Buildings, Data Centers, Infrastructure and Industries.</p>	<p>Reporting time frame: January 2019 - August 2019 Verification of data: No third-party verification or assurance Joined the Global Commitment: 10/18</p>
<p>Take action to increase the recycled content across all plastic used in products and components</p>		
<p>Post-consumer recycled content in products and components, as percentage of weight: Not reported</p>	<p>Schneider Electric commits to double the quantity of recycled plastics, post-industrial (external) and post-consumer in our products by 2025 (from the worldwide baseline of 2017). In the near future, our ambition is to have a target for post-consumer plastics within this commitment. At end of 2019, we would be at 22% of this 2025 target.</p> <p>We are collaborating actively with our key suppliers, demanding them to propose recycled alternatives as a condition to remain a strategic supplier for Schneider Electric.</p> <p>We have accelerated partnerships along the value chain, for example through French eco-organisation, and professional federations. The objective is to identify potential Post-Consumer sourcing, set up action plans and identify roadblocks to clear, in collaboration with key actors, to enable the emergence of circular materials.</p> <p>Schneider Electric is also participating in the working group of CEN CENELEC standardization works, specifically EN45557 (General method for assessing the proportion of recycled content in an energy related product)</p> <p>Within the company, we have created an internal knowledge repository for inspiration and best practice sharing on greener and circular materials for products (plastics focus) and packaging. This 'Circular Materials Playbook' is available to all employees and key teams like R&D, Marketing and Procurement are actively using it in our efforts to move in the right direction towards our 2025 target of doubling the quantity of recycled plastics in our products (from a 2017 baseline)</p> <p>We are also focusing on developing innovative solutions: for example, a proof of concept made on Mini Circuit Breakers with BASF's Post-Consumer Recycled material from chemical recycling.</p>	

Optional commitments made

100% cardboard and pallets for transport packing from recycled or certified sources by 2020: the objective is that, from 2018 to 2020, cardboard and pallets, purchased by Schneider Electric for transportation, to progressively increase to be 100% from recycled materials or certified sources. As of end June 2019, we are 88% of the target.

Use 100% packing and packaging from recycled or certified sources by 2030 (2018-2030): by 2030, all packaging, including primary (product) packaging needs to be from recycled and certified sources.

Key actions:

- Create and to internally circulate the 'Circular Materials Playbook', an internal knowledge repository for inspiration and best practice sharing on greener and circular materials for products (plastics focus) and packaging.
- Development and deployment of a 'Sustainable Packaging Guideline' which lists the do's, don't's, legal requirements and mandatory requirements to achieve Schneider Electric's sustainable packaging targets

Volume of plastic in goods and components produced

Submitted to the Foundation only

Stanley Black & Decker		Reporting details
Annual revenue: > USD10 billion HQ location: United States Website: https://www.stanleyblackanddecker.com/	Stanley Black & Decker has 60,000 employees in more than 60 countries and operates the world's largest tools and storage business, the world's second largest commercial electronic security company, a leading engineered fastening business as well as Oil & Gas and Infrastructure businesses.	Reporting time frame: October 2017 - September 2018 Verification of data: No third-party verification or assurance Joined the Global Commitment: 10/18
Take action to increase the recycled content across all plastic used in products and components		
Post-consumer recycled content in products and components, as percentage of weight: 2%	1) We are bringing in companies that offer engineering grade plastics with high levels of bio-based materials or recycled content and putting them through our materials qualification process so the design engineers can select them during the design process. 2) We are working with a company that produces a plastic additive from mixed solid waste. When incorporated in our end product, it makes the product carbon neutral due to the credit earned from waste diversion. This partnership will help drive our post consumer recycled content goal.	
Volume of plastic in goods and components produced		Submitted to the Foundation only

Tupperware		Reporting details
Annual revenue: USD1 billion - USD10 billion HQ location: United States Website: www.tupperwarebrands.com	Tupperware Brands Corporation, through an independent sales force of 3.0 million, is a leading global marketer of innovative, premium products through social selling. Product brands span several categories including design-centric food preparation, storage and serving solutions.	Reporting time frame: January 2018 - December 2018 Verification of data: No third-party verification or assurance Joined the Global Commitment: 05/19
Take action to increase the recycled content across all plastic used in products and components		
Post-consumer recycled content in products and components, as percentage of weight: 0%	We are one of the first company that is introducing in 2019 the newly available circular polymer made out of post-consumer recycled content that is available for food contact to make our products. In addition, we have a "recycline" line, which are non-food contact products partially made out of mechanically recycled returned Tupperware products. For current (ECO reusable straw) and future (small Oyster container), these products are made from 100% post-consumer recycled content using a circular certified polymer. Tupperware has decided not to introduce post-consumer recycled content "across the board" by a certain percentage. As the availability of post-consumer recycled plastic that can be used in food contact is extremely limited and has only been introduced this year (and Tupperware is 1 of 4 companies selected to use this material), our current approach is to apply material to products which aligns with our overall sustainable strategy to reduce waste. In 2019, there are two food contact products made using this certified circular polymer. We declare 0% for the moment.	
Optional commitments made		
We have qualified the first food contact circular polymer available on the market and will be using for the introduction during Q3 2019 of a reusable straw made with this circular polymer.		
Volume of plastic in goods and components produced		Submitted to the Foundation only
Link to other published data: www.sustainability.tupperwarebrands.com		

Upp! UpCycling Plastic BV		Reporting details
<p>Annual revenue: < USD10 million</p> <p>HQ location: Netherlands</p> <p>Website: https://www.upcyclingplastic.com</p>	<p>Upp! UpCycling Plastic is a startup company closing the plastic waste loop locally in Vietnam and the Netherlands. We do so by making durable and 100% recyclable products made from locally collected plastic waste, for local use/application.</p>	<p>Reporting time frame: September 2018 - August 2019</p> <p>Verification of data: No third-party verification or assurance</p> <p>Joined the Global Commitment: 02/19</p>
<p>Take action to increase the recycled content across all plastic used in products and components</p>		
<p>Post-consumer recycled content in products and components, as percentage of weight:</p> <p>67%</p>	<p>We are using different fillers for physical properties of the building materials. Currently testing with the mix/contents. Currently we have been using fillers in the range of 25-50% of the total. In our targets we try to maximize the post-consumer content, but in reality we will stay in the range of 25-50% for most products/applications.</p>	
<p>Volume of plastic in goods and components produced</p>		<p>2 metric tonnes</p>

Wraptie International Ltd.		Reporting details
Annual revenue: < USD10 million HQ location: Taiwan Website: https://www.wraptie.net/	Wraptie International designs and markets sustainable and innovative products.	Reporting time frame: January 2018 - June 2019 Verification of data: No third-party verification or assurance Joined the Global Commitment: 10/18
Take action to increase the recycled content across all plastic used in products and components		
Post-consumer recycled content in products and components, as percentage of weight: 85%	We continue to manufacture the Wraptie Tie Down Strap which contains <ul style="list-style-type: none"> • 50% Recycled PET (Target 100% Recycled Content) • 35% Natural rubber (Target 100% Recycled Content) • 15% Polypropylene (Target 0% Virgin Plastic Content) • 100% Recyclable card packaging (Target 0% Single Use Plastic and 100% recycled) In 2019, we have also introduced The Wraptie GRIPPER which contains: <ul style="list-style-type: none"> • 100% recycled rubber (Target 100% Recycled Content) • 100% Recyclable card packaging (Target 0% Single Use Plastic and 100% recycled) • 100% Natural rubber band (Target 0% Single Use Plastic) Overall target to be 100% from recycled materials	
Information on the sourcing of content in products and components		
Pre-consumer recycled content: 85%	Content from renewable sources: 0%	
Optional commitments made		
We continue to try to source recycled materials whenever possible and design with the Circular Economy in mind.		
Volume of plastic in goods and components produced		Submitted to the Foundation only

Brightplus Oy		Reporting details
Annual revenue: < USD10 million HQ location: Finland Website: www.brightplus.com	Brightplus creates materials and bio-driven solutions that enable and inspire businesses to grow in harmony with our planet.	Reporting time frame: September 2018 - September 2019 Verification of data: Plans for third-party verification or assurance in development Joined the Global Commitment: 02/19

Take action to fulfil the commitments made to help the businesses in the plastics industry achieve theirs

Commitment 1: Invest in product design and development for the innovation of materials that are biosourced, biodegradable and recyclable.

We use an increasing number of biosourced raw materials when making polymers. In one of our largest projects we are developing agricultural waste streams so that they are polymerised to bio-plastic. This includes a new factory implementation (the first 2nd generation factory in Scandinavia) where we work as the lead science team and provide process innovation.

In other projects we are developing recyclable/repulpable barrier materials, where we use commercially available biosourced raw materials that are also biodegradable. Our raw materials for such projects are currently 50% biosourced and we are aiming for higher percentages over time.

In one specific project we are creating bio based fibers from secondary sources. Similarly, 50% of these materials are now biosourced and again we are aiming for higher percentages over time.

We are developing coatings that can be used to replace micro-plastic or oil-based coatings. We are also investing in the development of water based/solvent free/VOC free materials.

We use secondary sourced Vegetable oil derived from existing projects. The aim is to invest in development of new applications through modification of this waste stream. All our work is organised through adoption of green chemistry principles.

Commitment 2: By 2020, show compliance with Green Chemistry principles for all our research, development and manufacturing processes, through adoption of an internal scorecard system.

We are continually looking to improve our methods and material supply chains, to comply with our commitments. This is something that we discuss at all weekly meetings and project meetings. We look closely at potential synthesis routes in production, so as to ensure we are using chemicals that are not environmentally harmful or toxic.

Commitment 3: By 2025 100% of the company's biosourced feedstock will be certified and responsibly managed in accordance with the main European and international standards.

We are working together with our biosourced material suppliers, so that in 2023 feedstock will be certified along with the new factory operation.

Digimarc Corporation		Reporting details
<p>Annual revenue: USD10 million - USD1 billion</p> <p>HQ location: United States</p> <p>Website: https://www.digimarc.com</p>	<p>Digimarc is a pioneer and world leader in the automatic identification of objects, in a field of art commonly referred to as digital watermarking. We were the technology explored under the New Plastics Economy's Pioneer Project HolyGrail, to increase the quality and quantity of recyclates during sorting.</p>	<p>Reporting time frame: April 2019 - August 2019</p> <p>Verification of data: Plans for third-party verification or assurance in development</p> <p>Joined the Global Commitment: 02/19</p>

Take action to fulfil the commitments made to help the businesses in the plastics industry achieve theirs

Commitment 1: Support the plastics packaging industry through collaborative projects for development of harmonized technology to increase sorting accuracy, obtain higher yields of recyclates and drive recycling through consumer engagement.

Proved the use of digital watermarking (specifically, Digimarc Barcode for Packaging) in printed labels, sleeves and in-mould labels along with digital watermarks (specifically, Digimarc Barcode for Recycling) embossed in plastic for use in improved sorting in Material Recovery Facilities (MRFs)

Demonstrated a successful proof-of-concept of using digital watermarking for sorting plastics in mixed waste to the plastics packing industry as part of Project HolyGrail, a pioneer project under Ellen MacArthur Foundation's New Plastic Economy. Collaborated with multiple entities "" brands, manufacturers, printers, converters, sorting equipment provider, and industry groups "" to achieve a successful outcome for Project HolyGrail

Continued adapting digital watermarking technology for embossing in various types of plastics to impart an identity to the plastic. Continued studying thermoforming processes with an aim to provide guidelines for engraving molds for embossing digital watermarks

Made significant investments to improve speed and robustness of watermark detection algorithms and software for use in sorting at standard conveyor belt speeds of 3 meters/second used in MRFs

Along with a core group of entities (brands, technology providers), worked to form the "HolyGrail 2.0" consortium to drive industrial scale pilots focused on the use of digital watermarking for improved sorting in recycling applications

Began discussions with NTCP Netherlands to set up a sorting line for industrial scale pilots and testing of digital watermarks for sorting

Engaged with brands/manufacturers, dual systems providers, trade organizations, etc., on how to bring this harmonized approach using digital watermarking into large scale commercial use to meet EU recycling targets

ENGEL Austria GmbH		Reporting details
Annual revenue: USD1 billion - USD10 billion HQ location: Austria Website: https://www.engelglobal.com/en/uk.html	As one of the leading plastics machinery manufacturers, we offer it all: with injection moulding machines for any application, the latest automation technology, innovative technologies and superior service we support our customers in their long-term success.	Reporting time frame: March 2019 - August 2019 Verification of data: No third-party verification or assurance Joined the Global Commitment: 02/19

Take action to fulfil the commitments made to help the businesses in the plastics industry achieve theirs

Commitment 1: To guarantee a high process consistency and to prevent rejects with the help of intelligent assistant systems, even when the raw material is subject to strong quality fluctuations, as is often the case with recycled materials.

To reduce the influence of recycled material on the process, ENGEL is using its intelligent iQ weight control software. This assistance system is part of our inject 4.0 program and ensures a constant melt volume during injection and thus a consistently high product quality.

Commitment 2: To further increase the proportion of recycled material in sandwich components with the aid of innovative processing technologies.

Live demonstration on the K2019 fair with the ENGEL duo 450 injection moulding machine by using the ENGEL skinmelt process.

Commitment 3: Working closely with processors in the course of product development with the goal of reducing material usage and enabling the subsequent recycling of products.

Examples where this is already working well can be found in the packaging industry and in composite light-weight design. e.g. the IML (in-mould-labeling) process and ENGEL's organ melt process will be demonstrated at K2019 fair.

Commitment 4: To further strengthen the consulting services in the area of upstream processes in order to optimize the processing of recycled materials for injection moulding.

Our plasticising experts offer comprehensive consulting services for the geometric and material selection of the most suitable plasticising system, troubleshooting and process optimisation. We continuously invest in new machining technologies and splitting our screw portfolio in order to offer the best possible solution.

Husky Injection Molding Systems Ltd.		Reporting details
Annual revenue: USD1 billion - USD10 billion HQ location: Canada Website: www.husky.co	Husky Injection Molding Systems Ltd. is a leading supplier of injection molding equipment and services to the plastics industry.	Reporting time frame: August 2018 - August 2019 Verification of data: No third-party verification or assurance Joined the Global Commitment: 02/19

Take action to fulfil the commitments made to help the businesses in the plastics industry achieve theirs

Commitment 1: Continuously innovating and collaborating on solutions that enable packages with improved recyclability and more recycled content.

Commitment 2: Developing consumer packaging solutions that minimize environmental impact, are of the highest functionality and convenience, with uncompromised food and consumer safety.

Commitment 3: Continued research and partnership on alternative materials and engineering packages.

Commitment 4: Keeping our customers in the lead through solutions that further sustainability without sacrificing value, enabling them to achieve their sustainability goals.

Commitment 5: Developing the best and safest packaging solutions. Now, and in the future.

For our commitments, we have taken the following strategic steps as part of our innovation and sustainability process, building upon our existing portfolio of sustainable packaging solutions:

- 1 - Analysed the existing solutions and identify challenges through collaboration with key stakeholders for transitioning to a circular economy.
- 2 - Identified potential solutions, opportunities, and key partners.
- 3 - Prioritized opportunities into a solution roadmap.
- 4 - Executing key projects targeting: Design for circularity, Increased recycled content and alternative materials.

Just one of the initiatives we are excited about will enable our customers to bring more than 60,000,000kg annually into the circular economy within the next 24 months. We remain committed to providing innovations serving our customers and the environment.

JAMES CROPPER PLC		Reporting details
<p>Annual revenue: USD10 million - USD1 billion</p> <p>HQ location: United Kingdom</p> <p>Website: www.jamescropper.com</p>	<p>James Cropper is a world-class advanced materials and paper products group, with an operational reach in over 50 countries. We provide niche solutions in our chosen markets, such as a bespoke colour and texture for a luxury brand's packaging or moulded fibre alternatives to single use plastics.</p>	<p>Reporting time frame: April 2018 - March 2019</p> <p>Verification of data: Third-party verification or assurance process in place for some of the data</p> <p>Joined the Global Commitment: 10/18</p>
<p>Take action to fulfil the commitments made to help the businesses in the plastics industry achieve theirs</p>		
<p>Commitment 1: James Cropper commits to support our customers to eliminate problematic or unnecessary plastic packaging through the supply of Colourform™ plastic free packaging and other paper alternatives.</p> <p>Brands including Lush Handmade Cosmetics and Floral Street have developed new moulded fibre packaging with us, and we are making beautiful papers with CupCycling™ fibre for retail packaging for brands such as Selfridges and Burberry. In fact, 18 million cups were processed for the launch of the new Burberry packaging.</p> <p>Commitment 2: James Cropper commits to increasing our capacity for CupCycling™ (upcycling of paper cups) by working together with retailers, waste management companies, and other stakeholders to increase the collection and supply of used cups to our facility. We will also continue to work with our customer base to generate demand from the resulting recycled fibres.</p> <p>60 million disposable cups upcycled into paper products and packaging. Currently 12% of our annual capacity for cup recycling.</p> <p>Commitment 3: James Cropper commits to send all plastic recovered during the CupCycling™ process for recycling or reuse by 2025.</p> <p>95% of cup waste is converted back into paper and the remaining 5% of plastic is currently used for energy recovery in the production of recycled paper.</p>		

Loop		Reporting details
<p>Annual revenue: < USD10 million</p> <p>HQ location: United States</p> <p>Website: https://loopstore.com/</p>	<p>Loop is a circular shopping platform that partners with brands and retailers to shift from a disposable supply chain to a durable one and enable consumers to shop for a wide range of everyday products from trusted brands in durable and reusable packaging.</p>	<p>Reporting time frame: June 2019 - August 2019</p> <p>Verification of data: Third-party verification or assurance process in place for some of the data</p> <p>Joined the Global Commitment: 03/19</p>
<p>Take action to fulfil the commitments made to help the businesses in the plastics industry achieve theirs</p>		
<p>Commitment 1: Eliminating problematic and unnecessary plastic packaging by 2025</p> <p>Loop launched with over 200 SKUs available for purchase in reusable, durable packaging (versus the exact same products in single-use packaging), and will continue to expand its durable, reusable shipping and packaging container model across the supply chain by solving for the required safety closures (currently the company is recycling closures returned in the Loop tote through its parent company, TerraCycle).</p>		

Origin Materials		Reporting details
<p>Annual revenue: < USD10 million</p> <p>HQ location: United States</p> <p>Website: https://www.originmaterials.com/</p>	<p>Origin Materials is a material technology company that makes it possible to turn atmospheric CO2 into everyday things, including carbon-negative water bottles, polyester clothing, tires and more.</p>	<p>Reporting time frame: September 2018 - September 2019</p> <p>Verification of data: No third-party verification or assurance</p> <p>Joined the Global Commitment: 10/18</p>
<p>Take action to fulfil the commitments made to help the businesses in the plastics industry achieve theirs</p>		
<p>Commitment 1: Our commitment is to scale up our technology, and make it available to customers interested in transitioning to renewable materials</p> <p>We are in progress of building our demonstration-scale plant in Sarnia, Ontario -- The next step in commercialisation.</p>		

Sidel		Reporting details
<p>Annual revenue: USD1 billion - USD10 billion</p> <p>HQ location: Italy</p> <p>Website: www.sidel.com</p>	<p>Sidel is a leading provider of equipment and services solutions for packaging beverage, food, home and personal care products in PET, can, glass and other materials.</p>	<p>Reporting time frame: July 2018 - June 2019</p> <p>Verification of data: No third-party verification or assurance</p> <p>Joined the Global Commitment: 04/19</p>

Take action to fulfil the commitments made to help the businesses in the plastics industry achieve theirs

Commitment 1: R-PET Content

- 1) Qualification service for r-PET content up to 100% from preform design to bottle process and performance
- 2) Qualification with a minimum of 30% of R-PET in all our PET packaging development by July 1st 2020: on track

Commitment 2: PET Packaging weight reduction: WATER

6.5 gr 500 ml bottle (X-Lite bottle : non pressurized) compared with 12gr bottle on Annual production of 270 M, Yearly savings are:
 PET: 1485 T
 Electricity: 335 MWh
 (July 2nd, 2019)

Commitment 3: PET Packaging weight reduction: Carbonated soft Drinks (CSD)

Release of Starlite base design for ultralight CSD bottles:
 3 gr PET saving per 500 ml bottles
 4 gr PET saving per 1.5 L bottles

Commitment 4: PET Packaging weight reduction: Hot-filled bottles (sensitive products)

From 5 to 10 gr PET saving (according to bottle design) with Boostprime
 Additional significant weight savings on labels since panel less design allows to use wrap around labels instead of shrink sleeve.

Commitment 5: Packaging Line energy & water consumption reduction

- 1) on-going via options and upgrades
- 2) Below 20 program: reduction of Blow air pressure from 34 bars or higher to lower than 20 bars (NÂ¹ factor in Energy consumption):

Solution available for Water and CSD bottles

Additional commitment: Elimination of Single use plastics from all our sites by Q3 2019

Done

Stora Enso		Reporting details
<p>Annual revenue: > USD10 billion</p> <p>HQ location: Finland</p> <p>Website: https://www.storaenso.com/</p>	<p>Part of the bioeconomy, Stora Enso is a leading global provider of renewable solutions in packaging, biomaterials, wooden constructions and paper. We employ some 26 000 people in more than 30 countries. Our shares are listed on the Helsinki (STEAV, STERV) and Stockholm (STE A, STE R) stock exchange.</p>	<p>Reporting time frame: August 2018 - August 2019</p> <p>Verification of data: Third-party verification or assurance process in place for some of the data</p> <p>Joined the Global Commitment: 12/18</p>

Take action to fulfil the commitments made to help the businesses in the plastics industry achieve theirs

Commitment 1: Stora Enso will contribute to the elimination of problematic and unnecessary plastic packaging, by cooperating with our customers and supply chain to provide innovative, circular, and low-carbon alternative solutions that are based on renewable fibre sourced from sustainably managed forests and plantations.

Stora Enso has introduced Cupforma Natura Solo™, an innovative paperboard for paper cups. The innovative material is suitable for hot and cold drinking cups, as well as for ice cream packaging. It is produced without a traditional plastic coating layer and designed for full fibre recovery in a recycling process. We have been trialling Cupforma Natura Solo with our customers in Europe and have proved that it works similarly to traditional polyethylene-lined cups. In addition, this innovative material can increase the value of used cups in recycling, as the barrier breaks down in a recycling process, and all fibres can be utilized.

In March 2019, Stora Enso announced a EUR 5 million investment to build a new production line and related infrastructure to manufacture formed fiber products in Sweden. First products are expected to be on the market by the end of 2019. Formed fiber products are products that are manufactured by pressing various wood-based pulps into a three-dimensional shape in a molding machine. Depending on the combination of raw materials and additives used, it is possible to tailor the product features. This enables a broad range of applications and opportunities including single-use food packaging items such as plastic-free cups, bowls, clamshells, plates and coffee cup lids as well as non-food applications.

Stora Enso is investing in the acceleration of the product development of new microfibrillated cellulose (MFC) applications. MFC can be used in barrier layers for grease and oxygen, and in the future as biodegradable films that can replace aluminum in paperboard packaging.

According to IDTechEX around 18 billion single-use RFID tags were used worldwide last year, and almost all were made of plastics. Stora Enso's Intelligent Packaging unit has launched ECOTM RFID Tag Technology, an innovation that enables RFID tags to be made of paper.

Stora Enso signed a joint development agreement with the startup company Sulapac to license its materials and technology. The cooperation targets the development of biodegradable packaging components for packaging applications and accelerates the commercialisation of sustainable packaging components. The cooperation between the companies began in 2017 through Stora Enso's Accelerator programme. This involves partnering with Aalto University and startups to ideate and innovate around renewable products.

Stora Enso provides complete packaging solutions for fish under the name EcoFishBox™. The offering includes boxes, packaging automation systems and ice packaging solutions. EcoFishBox is completely free from Expanded Polystyrene (EPS) with minimal plastic content. The amount of plastic varies depending on size, design and type of lid. With those parameters the range of plastic content is from 9-16% of weight.

TerraCycle		Reporting details
Annual revenue: USD10 million - USD1 billion HQ location: United States Website: www.TerraCycle.com	TerraCycle is a global waste collection and recycling company whose purpose is to eliminate the idea of waste by collecting and recycling traditionally non-recyclable products and packaging. We work with major consumer goods companies and use their funding to accomplish this.	Reporting time frame: January 2019 - August 2019 Verification of data: Third-party verification or assurance process in place for some of the data Joined the Global Commitment: 10/18

Take action to fulfil the commitments made to help the businesses in the plastics industry achieve theirs

Commitment 1: Increase annual volume of plastic recycled by 50% between 2019 (15 million lbs annually) and 2025.

Through year 1 of progress, we have the annual volume recycled to 18 million lbs. We are on target for good growth and expect to continue toward the 23 million lbs annually target (by 2025).

Commitment 2: To not send any of our collected materials to landfill.

We have continued this tradition and expect to continue doing so. Zero materials that we've collected from our consumer brand partners are being landfilled.

Commitment 3: To not send any of our collected materials to waste-to-energy unless required by law or unless specifically requested by our customers for financial reasons.

We have continued this tradition and expect to continue doing so. Less than 5% by weight of the annual material collected has been sent for waste-to-energy for technical or financial reasons.

TOMRA Systems ASA		Reporting details
<p>Annual revenue: USD1 billion - USD10 billion</p> <p>HQ location: Norway</p> <p>Website: www.tomra.com</p>	<p>TOMRA provides cutting-edge solutions for optimal resource productivity within two main business areas: Collection Solutions (reverse vending and material recovery) and Sorting Solutions (food, recycling, and mining).</p>	<p>Reporting time frame: June 2018 - June 2019</p> <p>Verification of data: No third-party verification or assurance</p> <p>Joined the Global Commitment: 10/18</p>

Take action to fulfil the commitments made to help the businesses in the plastics industry achieve theirs

Commitment 1: TOMRA is committed to playing a key role in closing the loop for plastic. We will develop a systemic view to understand the environmental, economic and socio-economic aspects of various collection, sorting and recycling options.

TOMRA has established a dedicated team, which has the sole purpose of focusing on the Circular Economy.

Commitment 2: We will share the knowledge and expertise across the value-chain

We are active in various projects and networks

- NPE pioneer projects
- CPO
- HOLY GRAIL
- PROOF
- CEFLEX
- Alliance to End Plastic Waste

Commitment 3: We will support producers, converters and consumer goods companies in their ambition to Design for Recycling and also to Design for Recycled Content.

Using the best available recycling process we have prepared >30 tons of recycled plastics (PP,HDPE, LDPE, PET, PS)from post-consumer waste into highest quality recyclates and we have sampled it to >15 players along value-chain for testing.

We are developing laboratory equipment, which allows companies to test the sortability in their own labs.

Commitment 4: We will promote and support the introduction of very efficient and cost-effective deposit systems as low hanging fruit solution to avoid littering and to enable clean loop recycling of beverage containers

We have supported several potential new deposit markets with information on how to set up efficient deposit return schemes

Commitment 5: We will work with waste management companies, incinerators and landfills to recover plastics.

In progress

Commitment 6: We will support recyclers and producers of plastics to gain access to pre-sorted materials as feedstock.

In progress

Commitment 7: We will collaborate in an ecosystem of technology and equipment suppliers to enable high quality recycling and will work with recyclers to apply it.

Process has been established; currently several infrastructure investments ongoing to determine feasibility on commercial scale.

Commitment 8: We will continue to innovate

- Collection solutions for developed and emerging markets
- Sorting solutions, which can sort plastics based on properties, so that closed loop recycling is further improved
- The utilization of potential of data to improve transparency across the value chain

Product Launches:

- a. Flake sorting Solutions
- b. Cloud Based IoT platform
- c. "Sharp Eye" technology to improve sorting resolution
- d. Laser Object Detection (LOD) to improve object recognition

Quantitative Targets for 2025:

- In 2025, our solutions will annually and globally sort more than 8 mio t/year of various types of plastic out of multiple types of waste streams.
- This material is to be recycled, contributing to an increasingly circular economy.
- Furthermore, from the yield above,our solutions will upgrade 2 mio t/year plastic in order to achieve virgin-like resins.
- Additionally, in 2025 we will collect 1 mio t/year high quality beverage plastic bottles, as part of the bottle-to-bottle recycling model.

UPM Raflatac		Reporting details
<p>Annual revenue: USD1 billion - USD10 billion</p> <p>HQ location: Finland</p> <p>Website: https://www.upmraflatac.com/emea/en</p>	<p>UPM Raflatac is a leading global supplier of pressure sensitive labeling solutions. Our films and papers are used for product and information labeling across a wide range of end-uses, from pharmaceuticals and security to food and beverage applications.</p>	<p>Reporting time frame: January 2018 - December 2018</p> <p>Verification of data: Third-party verification or assurance process in place for some of the data</p> <p>Joined the Global Commitment: 10/18</p>

Take action to fulfil the commitments made to help the businesses in the plastics industry achieve theirs

Commitment 1: UPM Raflatac commits to develop labeling solutions and partnerships that supports our customers in achieving their target of 100% of plastic packaging to be reusable, recyclable or compostable by 2025

- 1) New Wash-off label products were launched 2018 in USA and APAC that optimize packaging recyclability to support the existing wash-off portfolio. Our future plan is to expand the wash-off product portfolio further.
- 2) Our labels are not designed to be reusable, but removable labels can support increasing the reuse of packaging. We provide a wide range of removable labels to be used together with reusable package and removed and changed if needed. This provides an easy solution for packagers to take reusable packages into usage.
- 3) We are exploring potential supply chain for the adhesive component of compostable labels.

Commitment 2: UPM Raflatac commits to offer customers thinner, lighter more resource efficient paper and film labeling materials that enable companies to reduce unnecessary plastic packaging

- 1) We are providing Lite label products that reduce the amount of plastic used in the label and further in the package. Moving from standard to lite products has increased 15% from 2017 to 2018. Approximately it means that we have reduced plastic usage in 2018 by 46.5 tonnes.
- 2) New product developments are ongoing looking at linerless options for applicable end uses. This will eliminate the use of release liners.

Commitment 3: UPM Raflatac commits to offer paper and films with a range of recycled content that are suitable and safe for different end-uses.

2018 We launched new recycled content products, Vanish PCR globally. It features 90 percent PET recycled content both in label face and release liners.

2019 and 2020 Wider product portfolio of labels that include recycled content is planned to be brought to markets.

Commitment 4: UPM Raflatac will develop partnerships that will grow its RafCycle recycling programme and enable partnering end-users to return 100% of the PET and Paper label liners

UPM Raflatac has increased Rafcycle partnerships from 102 to 130. In addition, we have Launched new PET -liner recycling options in South East Asia and USA as well as paper liner recycling options in China and USA. In 2018, 8,800 tons liner waste (both paper and plastic) was recycled through Rafcycle programme.

In RafCycle programme we are currently developing new circular recycling options for both film and paper release liners. In addition we are working on expanding the geographical coverage of the RafCycle service.

Commitment 5: UPM Raflatac will source 100% of the plastic packaging it uses in its production units to be reusable, recyclable or compostable by 2025

We have started a project to assess the materials currently in use in our production units globally. Based on the report we will make the concrete action plan for the coming years.

Additional commitments: As UPM, the Biofore company, we will develop renewable alternative labeling solutions to support moving beyond fossils towards net positivity.

We have started product development towards forest based renewable products replacing fossil-based films and components for adhesives. We are looking at an ideal bio component for replacing fossil-based raw materials with sustainably sourced renewable feedstock. We expect to have first products in market 2019.

INVESTORS

A.I.S.E., International Association for Soaps,
Detergents and Maintenance Products • actiam • Adrian
Dominican Sisters, Portfolio Advisory Board • AECOC • Afeka Institute of
Circular Engineering and Economy • AGMPM (Association of the Greek Manufacturers of
Packaging & Materials) • Ahold Delhaize • ALBEA • Algramo • ALPLA Werke Alwin Lehner GmbH &
Co KG • Altheia Sustainable Ocean Fund • Amcor • American Licorice Company • ANIPAC • APK AG • APLM
- Portuguese Marine Litter Association • AptarGroup Inc. • Aquapak Polymers Limited • Arca Continental • Archchemics
Ltd • Arup • As You Sow • Asia Pacific Waste Consultants (APWC) • Asociación Chilena para el Fomento de la Economía del
Bien Común - (EBC) • Asociación Nacional de la Industria Química A.C. (ANIQ) • Associação para as Ciências do Mar - APCM •
Atalay Atasu • Avespa • Bangor University • Barilla G. & R. Fratelli SpA • Baum und Pferdgarten • Bell Holding • Bella+Frank • Berkeley
Center for Green Chemistry • Berry Global • bioMASON, Inc. • Biopac UK Ltd • BioPak Pty Ltd • Bioproducts Discovery and Development Centre
(BDDC), University of Guelph, Ontario, Canada • BMO Global Asset Management • BNP Paribas Asset Management • Boomer • Borealis AG • Boston
Common Asset Management • Brightplus Oy • Brunel Pension Partnership Ltd • Burberry Group plc • Burberry Material Futures Research Group from the
Royal College of Art • Business Climate Community • C&D Cities Climate Leadership Group • Cabot Corporation • Californians Against Waste • Calouste
Gulbenkian Foundation • CAPTURE • CarbonLITE Recycling • Carrefour • CBPAK Tecnologia S/A • Cedo • CEFLEX • CEMPRE Colombia - Compromiso Empresarial
para el Reciclaje • China Plastic Recycling Association of China Resource Recycling Association • China Plastics Reuse and Recycling Association • Circular Economy
Initiative at KTH Royal Institute of Technology (CE@KTH) • Circular Economy Innovation Centre - USP • CIRCULAR ECONOMY JAPAN • Circular Economy Leadership
Coalition • Circular Sweden • Circularity Capital LLP • Circulate Capital • Circulo Verde • City of Austin • Clarmondial • Cleaning and Hygiene Suppliers Association • Closed
Loop Partners • Coast Impact Fund • Coca-Cola FEMSA • Colgate-Palmolive Company • College of Design and Innovation, Tongji University • Commonsense • Congregation of St.
Joseph • Constantia Flexibles • Core Capital Management LLC • Corn Refiners Association • Creolus • CSSA (Canadian Stewardship Services Alliance Inc.) • Cumpal BV • CupClub
Limited • Custompak Plastic Products 1997 Ltd • Danone S.A. • Daughters of Charity, Province of St. Louise • Delphi's Eco • Department of Economics and Management - Dipartimento di
Scienze Economiche e Aziendali, University of Pavia • Datspak • Diageo • Diagam Corporation • Dignity Health • Dr. Girma Zawdie • Dr. Alysia Garmulewicz, Professor, Universidad de
Santiago de Chile • Dr. Carson Meredith • Dragon Rouge Limited • Dynapack Asia • Earthwatch Institute • Earthwise Group
ECOGESTUS, Waste Management Ltd • Ecoiberia Reciclados Ibericos SA • ECOPIXEL • Ecopod • ecostore • Ecosurety •
Environment Global Facilities • Elemental Impact • ELISAVA Barcelona School of Design and Engineering • Encorp
ENGEL Austria GmbH • Envases Universales de México • Enviro Pride • Environment Department, Ministry of
Energy and Climate Change, Republic of Seychelles • EPRO European Plastics Recycling and Recovery Organisation •
São Simão Ltda • ESG Portfolio Management • Esstly AB • Etilca Sgr • Responsible Investments • European Investment
Bank • European Recycling Industries' Confederation (EuRIC) • EXCELRISS • Excess Materials Exchange • Exchange
Change Brasil • Faculty of Management, Law and Social Sciences, University of Bradford • Ferrero • Fifth Season Ventures •
Flex Film International BV • Flexible Packaging Europe • Food & Consumer Products of Canada • FoodDrinkEurope • Footprints
Africa • FORWARDone Venture Capital for Hardware • Foundation Recycsol • FrieslandCampina Nederland B.V. • Full Cycle
Bioplastics • Fundación Latinoamérica Verde • Futamura Group • GANNI • gDiapers • Generalitat de Catalunya • Gobierno de la
Ciudad de Buenos Aires • Government of Chile • Government of Grenada • Government of Rwanda • Graham Packaging Company • Granta
Design • Greco & Guerrero • GreenBiz Group Inc. • GreenBlue and the Sustainable Packaging Coalition (SPC) • Greiner AG • GRID/Arendal •
GW&K Investment Management • H. Ayuntamiento de Toluca • H&M Group • Henkel AG & Co. KGaA • Hera Group • Hermes EOS • Hi-Cone • High
Speed Sustainable Manufacturing Institute (HSSMI) • HP Inc. • Husky Injection Molding Systems Ltd. • INCOM RECYCLE Co., Ltd. Beijing • Inditex
Indonesian Waste Platform • Indorama Ventures Public Company Limited • Industria Mexicana de Reciclaje S.A. de CV. • ING • INGRUP • innocent
drinks • Insper Instituto de Ensino e Pesquisa • Institut für Kunststofftechnik • Institute for Integrated Quality Design (IQD), Johannes Kepler
University Linz (JKU) • Institute of Development Studies • Institute of Technology Tralee • Instituto Italiano di Tecnologia • International Solid Waste
Association - ISWA • International Union for Conservation of Nature (IUCN) • Internet Fusion Group • IWC Schaffhausen • IWrc • Jabli Packaging
Solutions • JAMES CROPPER PLC • Jan Ravenstijn Biomaterials Consulting • Jane Panty • JAVA MOUNTAIN COFFEE • Johnson and Johnson Consumer
Keong Keoh Patra Kashtakar Panchayat • Keep Scotland Beautiful • KEEP SWEDEN TIDY • Kellogg Company • Kempen Capital • Kellanova • Kellanova Plastics
Keurig Dr Pepper • Kiara S. Winans • Kidlara • Kingfa Sci. & Tech. Co., Ltd. • Kmart Australia Limited • Koppala Packaging Ltd. • L'Oréal • L'OCCITANE en
General Investment Management • Life Cycle Initiative • Life Without Plastic • LIPOR - Intermunicipal Waste Management of Greater Porto, Portugal • LLUK •
London Waste and Recycling Board • Loop • Loop Circular Economy Platform Ltd • Loop Industries • LPP • Man Group • MARE - Marine and Environmental
Marks and Spencer plc • Mars, Incorporated • Material BA-Z, Centro Universitário Belas Artes de São Paulo • Material Economics • Matrix APA (UK) Ltd. •
McDonough Innovation • Melco Resorts & Entertainment • MERA - The Association for Sustainable Manufacturing • Mercy Investment Services, Inc. • METRO AG •
Ministry for the Environment New Zealand • Ministry of Environment and Energy Transition - Portugal • Ministry of the Environment (Peru) • Ministry of the Environment
Environmental Solutions Initiative • MIWA (Municipal Waste) • Mobilix • mobilix • Molsen Coors Brewing Company • Mondy • Monterey Bay Aquarium • Mr. Green Africa •
Cosmetic Cases • National Geographic Partners, LLC • National Recycling Coalition • NATURA COSMETICS • Nature's Path Foods • NaturaWorks • Nestlé • Netherlands Institute for
Ltd. • Noble Environmental Technologies Europe BV • NorthEdge Capital • Notpla Limited • Nova School of Business and Economics • Novamont SpA • NOVAPET • Nuceria Group • Ocean
Oceanographic Institute, Prince Albert I of Monaco Foundation • Okena Servicios Ambientales • Oliver Wyman • One Water • Open Systems Lab • Openbare Vlaamse Afval Maatschappij OVAM • Origin
PepsiCo • Pernod Ricard • PetStar • Philips • Pick n Pay • Pinguimom • Plant Based Products Council • Plant Chicago • Plastic Bank Recycling Corporation • Plastic Collective • Plastic Energy • Plastic Odyssey •
Holding GmbH & Co. KG • POSITIVA • Preserve • Prince Albert II of Monaco Foundation • Prof. Claudio Zara, Department of Finance, Bocconi University • Prof. Richard C. Thompson OBE • Professor Ioannis Ioannou • PROQUIMIA, S.A. • Provenance • PT Evogaia Karya Indonesia • Qualipac • Quantis • Ramani Narayan, MSU University Distinguished
Professor • Rathbone Greenbank Investments • Ravensbourne University London • Fashion Department • RB • Re-Poly, Evertrak, QRS • RecyclePoints • Recycling Technologies • Rediscovery Centre • RE • Re-Pack • Replenish Bottling LLC • rePurpose Global • RES Group • Reusable Packaging Association • Riversimple Movement Ltd • Robeco •
Robert Lochhead, Professor and Director Emeritus of Polymer Science • Rodenburg Biopolymers • Royal Society of Chemistry • Planet Earth • Rubicon Global • S Group • SAMBITO • Samsøe Samsøe • São Paulo City Hall • Saraasin & Partners • SE Johnson • Schneider Electric • School of Management - Politecnico di Milano • Schwarz Group
(Lidl & Kaufland) • Scottish Government • Sealed Air Corporation • Searious Business • Selfridges • Shopliss Global Services Spa • Shanghai Rendu Ocean NPO Development Center • SHAPES IN THE SAND • Sidel • Silgan Plastics • SIRONL • Sistema B International • Sky Group • Skyroom London Ltd • Smart Waste Portugal - Business
Development Network • Solid Waste Association of North America • SONAE MC • Sostenibilidad 3R&Es • South Pole • Spadal • SPB • Spinlock • Splosh Ltd. • Stanley Black & Decker • Stella McCartney • Stora Enso • Suez • Superdry Plc • SUST4IN • Sustainable Business Network • Sustainabilitys • Svensk Plastindustriförening (SPIF) • SWANIA •
Swire Coca-Cola Ltd • SYSTEMIQ • Taiwan Circular Economy Network (循環台灣基金會) • Target Corporation • Target Australia Limited • TC Transcontinental • Termoconcoibles, SA de CV • TerraCycle • Tetra Pak • The Association of Plastic Recyclers • The Better Packaging Co. • The Bio-D Company Ltd • The City of Copenhagen • The City of
Ljubljana, Slovenia • The Clorox Company • The Club of Rome • The Coca-Cola Company • The Consumer Goods Forum • The Eric and Wendy Schmidt Fund for Strategic Innovation • The Faculty of Entrepreneurship & Innovation - VIA University College • The Finnish Innovation Fund SITRA • The Global Environment Facility • The Government of
France • The Government of the United Kingdom • The Grameen Creative Lab • The Green Earth • The Institute for the Study of Science and Technology, National University of Quilmes (IESCT-UNQ) of Argentina • The Make-Cup Brand Make-Cup Concepts LLC • The Ocean Race • The Recycling Partnership • The Renewal Workshop • The RSA •
The Wallon Government • Think Beyond Plastic • TIPA-Corp • TOMRA Systems ASA • Topolytics • Triciclos • Trillium Asset Management • Tupack Verpackungen Gesellschaft m.b.H • Tupperware • UCL • Ultra Capital • Uncover Skincare BV • Unilever • Universidade de Trás-os-Montes e Alto Douro • Universiteit Gent • University of Edinburgh •
University of Northumbria, Newcastle • University of Portsmouth • UPM Rafiatec • Uppl UpCycling Plastic BV • ValGroup • Veolia • Verstraete in mould labels • Vert Asset Management • Vita Bio/Energy Ltda • Walmart Inc. • Warner Babcock Institute for Green Chemistry • Waste Ventures India Pvt. Ltd. • Waste4Change • Water Unite •
Werner & Mertz GmbH • Woolworths Holdings Limited • World Economic Forum • Worn Again Technologies • WPP • WRAP • Wraprite International Ltd. • World Wildlife Fund (WWF) • Xiamen Luhai Pro-environment Inc. • Zero Waste Shop Moscow • Zespi Group Limited • Zevin Asset Management • ZigZag Global • π = Plastic Pollution Prevention

Althelia Sustainable Ocean Fund		Reporting details
<p>Assets under management: USD38.5 million</p> <p>HQ location: United States</p> <p>Website: https://althelia.com/althelia-climate-fund/sustainable-ocean-fund/</p>	<p>Althelia Sustainable Ocean Fund (ASOF) invests in scalable businesses across the sustainable seafood, circular economy and conservation sectors. Our aim is to deliver strong financial returns and measurable environmental and social impacts that contribute to long-term ocean health.</p>	<p>Reporting time frame: Not reported</p> <p>Joined the Global Commitment: 10/18</p>
<p>Take action to invest in businesses, technologies, or other assets that work to realise the vision of a circular economy for plastic</p>		
<p>Amount invested in reporting period in support of a circular economy for plastic:</p> <p>USD 0 million</p>	<p>ASOF has screened multiple circular economy approaches to plastics waste management over the past twelve months. The Fund is currently in formal due diligence around two opportunities in the recycling sectors and expects to commit ~USD8m to emerging markets projects before the end of 2019. Behind that the fund is screening and seeking support additional opportunities.</p> <p>First investments are scheduled in Q4 2019.</p>	

Closed Loop Partners		Reporting details
<p>Assets under management: USD150 million</p> <p>HQ location: United States</p> <p>Website: www.closedlooppartners.com</p>	<p>Closed Loop Partners is an investment and advisory services firm focused on building the circular economy. Through investment capital, research and advisory services, and pre-competitive collaborations, we are reimagining the current linear system, in which billions of dollars are spent annually to landfill valuable commodities, and building circular supply chains that reduce cost, generate revenue, and protect our environment.</p>	<p>Reporting time frame: January 2018 - December 2018</p> <p>Joined the Global Commitment: 10/18</p>
Take action to invest in businesses, technologies, or other assets that work to realise the vision of a circular economy for plastic		
<p>Amount invested in reporting period in support of a circular economy for plastic:</p> <p>USD13.6 million</p>	<p>Closed Loop Partners has made 45 investments since our first investment in 2015 across private debt, venture capital, and private equity funds. 27 of these investments either collect, repurpose, process, make into a new end product, or help avoid the use of plastics. Some of these investments also support the recovery and reuse of other recyclable materials.</p> <p>From January 2018 through September 2019, we invested USD19.6mIn in 13 investments that accelerate the development of a plastics circular economy: USD13.6mIn across 8 investments in 2018, and USD6mIn across 5 investments in 2019 YTD (September).</p> <p>Through 2018, the date of our last published impact report, every dollar invested by our funds has generated USD4 in co-investment from public and private sources, 300lbs of recyclables recovered and returned to the supply chain, and 900lbs of CO2e emissions avoided.</p> <p>Additionally, the Center for the Circular Economy – our advisory services and accelerator arm – has launched various industry partnerships producing tangible results for the avoided creation of new plastic and the economic reuse of plastic already created. Examples include the NextGen Consortium, a partnership to redesign the single-use, traditionally plastic-lined fiber cup for sustainability, and our initiative on Accelerating Circular Supply Chains for Plastics.</p>	
	<p>Information on the selected investments made to this date:</p> <p>Among our 27 investments in this area are recyclables collection companies, material recovery facilities, plastics processors, and end product producers that either use recycled plastics or offer an alternative to a product typically made from plastic. Example investments include FullCycle Bioplastics (converts organic waste into bioplastic), AmpRobotics (optical sorting through robotics), GreenMantra Technologies (upcycling low value PCR and PIR plastic into higher-value products), and Loliware (edible bioplastics).</p> <p>Please feel free to explore our website for additional examples of portfolio companies that collect, sort, process, or help avoid the creation of virgin plastic. Case studies are available in our 2018 impact report.</p>	

FORWARD.one Venture Capital for Hardware		Reporting details
Assets under management: EUR 40 million HQ location: Netherlands Website: www.forward.one	Venture Capital for hardware technology.	Reporting time frame: January 2018 - December 2018 Verification of data: No third-party verification or assurance Joined the Global Commitment: 10/18
Take action to invest in businesses, technologies, or other assets that work to realise the vision of a circular economy for plastic		
Amount invested in reporting period in support of a circular economy for plastic: EUR 0 million	We have created a theme report on plastics recycling to get a better understanding on where we could contribute by providing funding to new technologies. We are very keen to invest in new technologies and have put in an offer (and missed unfortunately, but this technology is now supported by some very large food/beverage companies). We looked at several technologies and are following a bunch of them, but until now have not invested. We remain confident however that we will!	

Ultra Capital		Reporting details
<p>Assets under management: Submitted to EMF only</p> <p>HQ location: United States</p> <p>Website: www.ultracapital.com</p>	<p>Ultra Capital is a private equity firm that invests in sustainable real asset infrastructure projects in the agriculture, energy, waste, and water sectors.</p>	<p>Reporting time frame: July 2018 - June 2019</p> <p>Verification of data: Third-party verification or assurance process in place for all of the data</p> <p>Joined the Global Commitment: 02/2019</p>
<p>Take action to invest in businesses, technologies, or other assets that work to realise the vision of a circular economy for plastic</p>		
<p>Amount invested in reporting period in support of a circular economy for plastic:</p> <p>USD28.7 million</p>	<p>In the 12 months from Q3 2018 to Q2 2019 Ultra Capital invested an additional USD16.8 million into the Coastal Resources of Maine municipal solid waste recycling facility, bringing the total amount invested in the project to USD28.7 million. We estimate that the facility, using state of the art high-speed sorting technology, will recover and process approximately 33,130 tons of plastics per year. This plastic waste was diverted away from landfills and a majority will be sold as re-usable outputs.</p> <p>Ultra Capital is also currently reviewing a pipeline of USD3.3 billion in sustainable infrastructure opportunities, which includes projects that will help realize the vision of a circular economy for plastics.</p>	
	<p>Information on the selected investments made to this date:</p> <p>Coastal Resources of Maine, LLC - Advanced recycling facility designed to repurpose 180,000 tons per year of municipal solid waste using high-speed sorting technology to maximize reuse and recycling and limit waste deposited in landfills. http://coastalresourcesme.com/</p>	

GOVERNMENT SIGNATORIES

A.I.S.E., International Association for Soaps,
Detergents and Maintenance Products • actiam • Adrian
Dominican Sisters, Portfolio Advisory Board • AECOC • Afeka Institute of
Circular Engineering and Economy • AGMPM (Association of the Greek Manufacturers of
Packaging & Materials) • Ahold Delhaize • ALBEA • Algramo • ALPLA Werke Alwin Lehner GmbH &
Co KG • Altheia Sustainable Ocean Fund • Amcor • American Licorice Company • ANIPAC • APK AG • APLM
- Portuguese Marine Litter Association • AptarGroup Inc. • Aquapak Polymers Limited • Arca Continental • Archchemics
Ltd • Arup • As You Sow • Asia Pacific Waste Consultants (APWC) • Asociación Chilena para el Fomento de la Economía del
Bien Común - (EBC) • Asociación Nacional de la Industria Química A.C. (ANIQ) • Associação para as Ciências do Mar - APCM •
Atalay Atasu • Avespa • Bangor University • Barilla G. & R. Fratelli SpA • Baum und Pferdgarten • Bell Holding • Bella+Frank • Berkeley
Center for Green Chemistry • Berry Global • bioMASON, Inc. • Biopac UK Ltd • BioPak Pty Ltd • Bioproducts Discovery and Development Centre
(BDDC), University of Guelph, Ontario, Canada • BMO Global Asset Management • BNP Paribas Asset Management • Boomer • Borealis AG • Boston
Common Asset Management • Brightplus Oy • Brunel Pension Partnership Ltd • Burberry Group plc • Burberry Material Futures Research Group from the
Royal College of Art • Buisson Community • C&D Business Community • Cabot Corporation • Californians Against Waste • Calouste
Gulbenkian Foundation • CAPTURE • CarbonLITE Recycling • Carrefour • CBPAK Tecnologia S/A • Cedo • CEFLEX • CEMPRE Colombia - Compromiso Empresarial
para el Reciclaje • China Plastic Recycling Association of China Resource Recycling Association • China Plastics Reuse and Recycling Association • Circular Economy
Initiative at KTH Royal Institute of Technology (CE@KTH) • Circular Economy Innovation Centre - USP • CIRCULAR ECONOMY JAPAN • Circular Economy Leadership
Coalition • Circular Sweden • Circularity Capital LLP • Circulate Capital • Circulo Verde • City of Austin • Clarmondial • Cleaning and Hygiene Suppliers Association • Closed
Loop Partners • Coast Impact Fund • Coca-Cola FEMSA • Colgate-Palmolive Company • College of Design and Innovation, Tongji University • Commonsense • Congregation of St.
Joseph • Constantia Flexibles • Core Capital Management LLC • Corn Refiners Association • Creolus • CSSA (Canadian Stewardship Services Alliance Inc.) • Cumpal BV • CupClub
Limited • Custompak Plastic Products 1997 Ltd • Danone S.A. • Daughters of Charity, Province of St. Louise • Delphi's Eco • Department of Economics and Management - Dipartimento di
Scienze Economiche e Aziendali, University of Pavia • Datspak • Diageo • Diilmarc Corporation • Dignity Health • Dr. Girma Zawdie • Dr. Alysia Garmulewicz, Professor, Universidad de
Santiago de Chile • Dr. Carson Meredith • Dragon Rouge Limited • Dynapack Asia • Earthwatch Institute • Earthwise Group
ECOGESTUS, Waste Management Ltd • Ecoiberia Reciclados Ibericos SA • ECOPIXEL • Ecopod • ecosore • Ecosurety •
Environment Global Facilities • Elemental Impact • ELISAVA Barcelona School of Design and Engineering • Encorp
ENGEL Austria GmbH • Envases Universales de México • Enviro Pride • Environment Department, Ministry of
Energy and Climate Change, Republic of Seychelles • EPRO European Plastics Recycling and Recovery Organisation •
São Simão Ltda • ESG Portfolio Management • Esstly AB • Etica SGR - Responsible Investments • European Investment
Bank • European Recycling Industries' Confederation (EuRIC) • EXCELRISS • Excess Materials Exchange • Exchange •
Change Brasil • Faculty of Management, Law and Social Sciences, University of Bradford • Ferrero • Fifth Season Ventures •
Flex Film International BV • Flexible Packaging Europe • Food & Consumer Products of Canada • FoodDrinkEurope • Footprints
Africa • FORWARDone Venture Capital for Hardware • Foundation Recycsol • FrieslandCampina Nederland B.V. • Full Cycle
Bioplastics • Fundación Latinoamérica Verde • Futamura Group • GANNI • gDiapers • Generalitat de Catalunya • Gobierno de la
Ciudad de Buenos Aires • Government of Chile • Government of Grenada • Government of Rwanda • Graham Packaging Company • Granta
Design • Greco & Guerrero • GreenBiz Group Inc. • GreenBlue and the Sustainable Packaging Coalition (SPC) • Greiner AG • GRIP/Arendal •
GW&K Investment Management • H. Ayuntamiento de Toluca • H&M Group • Henkel AG & Co. KGaA • Hera Group • Hermes EOS • Hi-Cone • High
Speed Sustainable Manufacturing Institute (HSSMI) • HP Inc. • Husky Injection Molding Systems Ltd. • INCOM RECYCLE Co., Ltd. Beijing • Inditex •
Indonesian Waste Platform • Indorama Ventures Public Company Limited • Industria Mexicana de Reciclaje S.A. de CV. • ING • INGRUP • innocent
drinks • Insper Instituto de Ensino e Pesquisa • Institut für Kunststofftechnik • Institute for Integrated Quality Design (IQD), Johannes Kepler
University Linz (JKU) • Institute of Development Studies • Institute of Technology Tralee • Instituto Italiano di Tecnologia • International Solid Waste
Association - ISWA • International Union for Conservation of Nature (IUCN) • Internet Fusion Group • IWC Schaffhausen • IWrc • Jabli Packaging
Solutions • JAMES CROPPER PLC • Jan Ravenstijn Biomaterials Consulting • Jane Panty • JAVA MOUNTAIN COFFEE • Johnson and Johnson Consumer
Keeng Kaei Patra Kashtakar Panchayat • Keep Scotland Beautiful • KEEP SWEDEN TIDY • Kellogg Company • Kempen Capital • Kempson • Ketchum • KIMCO
Keurig Dr Pepper • Kiara S. Winans • Kidlara • Kingfa Sci. & Tech. Co., Ltd. • Kmart Australia Limited • Koppala Packaging Ltd. • L'Oréal • L'OCCITANE en
General Investment Management • Life Cycle Initiative • Life Without Plastic • LIPOR - Intermunicipal Waste Management of Greater Porto, Portugal • LLUK •
London Waste and Recycling Board • Loop • Loop Circular Economy Platform Ltd • Loop Industries • LPP • Man Group • MARE - Marine and Environmental
Marks and Spencer plc • Mars, Incorporated • Material BA-Z, Centro Universitário Belas Artes de São Paulo • Material Economics • Matrix APA (UK) Ltd. •
McDonough Innovation • Melco Resorts & Entertainment • MERA - The Association for Sustainable Manufacturing • Mercy Investment Services, Inc. • METRO AG •
Ministry for the Environment New Zealand • Ministry of Environment and Energy Transition - Portugal • Ministry of the Environment (Peru) • Ministry of the Environment
Environmental Solutions Initiative • MIWA (Minimum Waste) • Mobilix • mobilix • Molsen Coors Brewing Company • Mondy • Monterey Bay Aquarium • Mr. Green Africa •
Cosmetic Cases • National Geographic Partners, LLC • National Recycling Coalition • NATURA COSMETICS • Nature's Path Foods • NaturaWorks • Nestlé • Netherlands Institute for
Ltd. • Noble Environmental Technologies Europe BV • NorthEdge Capital • Notpla Limited • Nova School of Business and Economics • Novamont SpA • NOVAPET • Nuceria Group • Ocean
Oceanographic Institute, Prince Albert II of Monaco Foundation • Okena Servicios Ambientales • Oliver Wyman • One Water • Open Systems Lab • Openbare Vlaamse Afval Maatschappij OVAM • Origin
PepsiCo • Pernod Ricard • PetStar • Philips • Pick n Pay • Pinguimom • Plant Based Products Council • Plant Chicago • Plastic Bank Recycling Corporation • Plastic Collective • Plastic Energy • Plastic Odyssey •
Holding GmbH & Co. KG • POSITIVA • Preserve • Prince Albert II of Monaco Foundation • Prof. Claudio Zara, Department of Finance, Bocconi University • Prof. Richard C. Thompson OBE • Professor Ioannis Ioannou • PROQUIMIA, S.A. • Provenance • PT Evogaia Karya Indonesia • Qualipac • Quantis • Ramani Narayan, MSU University Distinguished
Professor • Rathbone Greenbank Investments • Ravensbourne University London • Fashion Department • RB • Re-Poly, Evertrak, QRS • RecyclePoints • Recycling Technologies • Rediscovery Centre • RePack • Replenish Bottling LLC • RePurpose Global • RES Group • Reusable Packaging Association • Riversimple Movement Ltd • Robeco •
Robert Lochhead, Professor and Director Emeritus of Polymer Science • Rodenburg Biopolymers • Royal Society of Chemistry • Planet Earth • Rubicon Global • S Group • SAMBITO • Samsøe Samsøe • São Paulo City Hall • Sarašin & Partners • SE Johnson • Schneider Electric • School of Management - Politecnico di Milano • Schwarz Group
(Lidl & Kaufland) • Scottish Government • Sealed Air Corporation • Searous Business • Selfridges • Shopliss Global Services Spa • Shanghai Rendu Ocean NPO Development Center • SHAPES IN THE SAND • Sidol • Silgan Plastics • SIRONL • Sistema B International • Sky Group • Skyroom London Ltd • Smart Waste Portugal - Business
Development Network • Solid Waste Association of North America • SONAE MC • Sostenibilidad 3R&Es • South Pole • Spedal • SPB • Spinlock • Splosh Ltd. • Stanley Black & Decker • Stella McCartney • Stora Enso • Suez • Superdry Plc • SUST4IN • Sustainable Business Network • Sustainability • Svensk Plastindustriförening (SPIF) • SWANIA •
Swire Coca-Cola Ltd • SYSTEMIQ • Taiwan Circular Economy Network (循環台灣基金會) • Target Corporation • Target Australia Limited • TC Transcontinental • Termoecogibles, SA de CV • TerraCycle • Tetra Pak • The Association of Plastic Recyclers • The Better Packaging Co. • The Bio-D Company Ltd • The City of Copenhagen • The City of
Ljubljana, Slovenia • The Clorox Company • The Club of Rome • The Coca-Cola Company • The Consumer Goods Forum • The Eric and Wendy Schmidt Fund for Strategic Innovation • The Faculty of Entrepreneurship & Innovation - VIA University College • The Finnish Innovation Fund SITRA • The Global Environment Facility • The Government of
France • The Government of the United Kingdom • The Grameen Creative Lab • The Green Earth • The Institute for the Study of Science and Technology, National University of Quilmes (IESCT-UNQ) of Argentina • The Make-Cup Brand Make-Cup Concepts LLC • The Ocean Race • The Recycling Partnership • The Renewal Workshop • The RSA •
The Wallon Government • Think Beyond Plastic • TIPA-Corp • TOMRA Systems ASA • Topolytics • Triciclos • Trillium Asset Management • Tupack Verpackungen Gesellschaft m.b.H • Tupperware • UCL • Ultra Capital • Uncover Skincare BV • Unilever • Universidade de Trás-os-Montes e Alto Douro • Universiteit Gent • University of Edinburgh •
University of Northumbria, Newcastle • University of Portsmouth • UPM Rafiatec • Uppl UpCycling Plastic BV • ValGroup • Veolia • Verstraete in mould labels • Vert Asset Management • Vita BioEnergy Ltda • Walmart Inc. • Warner Babcock Institute for Green Chemistry • Waste Ventures India Pvt. Ltd. • Waste4Change • Water Unite •
Werner & Mertz GmbH • Woolworths Holdings Limited • World Economic Forum • Worn Again Technologies • WPP • WRAP • Wraprite International Ltd. • World Wildlife Fund (WWF) • Xiamen Luhai Pro-environment Inc. • Zero Waste Shop Moscow • Zespri Group Limited • Zevin Asset Management • ZigZag Global • π = Plastic Pollution Prevention

Environment Department, Ministry of Environment, Energy and Climate Change, Republic of Seychelles

Reporting details

Reporting time frame: ? - August 2019

Joined the Global Commitment: 10/18

Take action to eliminate problematic or unnecessary plastic packaging

The total ban on the single used plastic straws has already come into effect as of 1st of July 2019. Education and awareness raising to stakeholders on the need to reduce the use of plastic packaging is on going. This is done jointly with our relevant partners. One of the actions of the Waste Policy was that the Government comes up with the Waste Master Plan. Through financial and technical support the EU is supporting the Government in drafting the Waste Master Plan, which will further provide strategies as to how to address the issue of plastic.

Encourage reuse models to reduce the need for single-use plastic packaging and/or products

Seychelles has been encouraging the 3R's (Reduce, Recycle and Reuse) in our environmental education programmes and campaigns for several decades now. Education and awareness raising is on-going. This is done jointly with other Non Governmental Organizations and the Civil Society. Businesses are still being discouraged to use single-use plastics in their packaging.

Incentivise the use of reusable, recyclable or compostable plastic packaging

The Ministry of Environment facilitates procedures in order for businesses to be VAT exempted when they do bring alternatives to plastics in the country. The Cabinet of Ministers has already approved the decision for Ministries, Departments, Agencies or Authorities to reduce the use of plastics within their organizations.

Increase collection, sorting, reuse and recycling rates, and facilitate the establishment of the necessary infrastructure and related funding mechanisms

Seychelles has a recycling programme for PET Plastic bottles we hope to continue to make the programme more effective to recycle more plastics.

The government is working on a pilot project at one of the largest public residential areas and also continue to work with the private sector to put schemes in place for more sorting and recycling.

The procedures to implement the pilot project at the housing estate has been finalized. Each house will be allocated with a bin. Residents will be informed of the schedule for waste collection for different types of waste. Education and awareness is on going in order to change the mind-set of residents and get them to adapt to the new system. The pilot project will be started soon.

Stimulate the demand for recycled plastics

Education and awareness raising is on-going, people are being encouraged to make use of alternatives to plastics.

Government of Chile

Reporting details

Reporting time frame: October 2018 – August 2019

Joined the Global Commitment: 10/18

Take action to eliminate problematic or unnecessary plastic packaging

The law to ban the use of plastic bags has been successfully implemented. Since February 3, the commercial sector, including supermarkets, has stopped handing plastic bags to consumers. The ban is widely supported by the population (on a 2017-2018 poll, 95% of interviewees stated they agreed to the ban, which at that time was still not in place). More information [here](#). It is estimated that 2200 million plastic bags did not enter the economy in the first year of implementation of this initiative.

Fostering voluntary commitments on banning unnecessary plastic products, like straws for drinks: A large national campaign was launched by the Ministry of the Environment to discourage the use of plastic straws. The campaign is still fully active. 3000 shops have adhered to it. It is estimated that 18 million plastic straws have been prevented to enter commerce every month. More information can be found on the [official website of the Initiative](#).

Establishing additional requirements in the regulations on EPR for packaging: An incentive was established in the EPR regulation proposal, whereby the tariffs charged by the Producer Responsibility Organization (PRO) to receive and process waste streams is eco-modulated. Additionally, "packaging reduction projects" were included in the regulation. Producers can apply to such projects to receive a discount on the amount they will need to pay to Producer Responsibility Organizations (PROs).

Encourage reuse models to reduce the need for single-use plastic packaging and/or products

The draft regulation on EPR for packaging was developed and put to public consultation. Currently we are reviewing and incorporating the feedback received in the consultation, to prepare the final project. It is expected that this regulation will be approved in the second semester of 2019.

The draft considers a small incentive for reusable packaging, by not including them in the EPR obligation. Moreover, the "packaging reduction projects" described in section (a) can consist of switching from one-way packaging to reusable.

Incentivise the use of reusable, recyclable or compostable plastic packaging

Please see above.

Increase collection, sorting, reuse and recycling rates, and facilitate the establishment of the necessary infrastructure and related funding mechanisms

Please see above.

The draft EPR regulation considers yearly increasing targets from 2022 to 2030. These targets are divided in household packaging and non-household packaging and consider five materials. The targets on plastic packaging (collection and recycling) are as follows:

Household: from 3% to 45%;

Non-Household: A general target (considering metal, paper and cardboard and packaging) from 30% in 2022 to 53% in 2025. Specific target on plastics: from 38% in 2026 to 55% in 2030.

Additionally, the draft rule mandates that by 2030, 85% of households across the country need to be provided with door-to-door collection schemes for recyclables.

Stimulate the demand for recycled plastics

Please see above.

The EPR packaging regulation mandates that the incorporation of recycled material in packaging should be taken into consideration to modulate the tariff that the Producer Responsibility Organizations (PROs) charge to producers.

Additional commitments

A Plastics Pact was developed and implemented in the country, following the Ellen MacArthur Foundation model. The pact is being led by Fundación Chile, and currently has 33 signatories.

The commitments made by signatories are as follows. By 2025, signatories commit to the following:

1. Take action to eliminate problematic or unnecessary single-use plastics through re-design and innovation.
2. 100% of plastic packaging must be designed for reuse, recyclability or composting.
3. 1/3 of plastic packaging must be effectively reused, recycled or composted.
4. Plastic packaging must incorporate 25% of recycled material.

Government of Grenada

Reporting details

Reporting time frame: October 2018– August 2019

Joined the Global Commitment: 10/18

Take action to eliminate problematic or unnecessary plastic packaging

The Government of Grenada has thus far passed the following legislation:

- Non-Biodegradable Waste Control (Plastic Bags) Act 2018
- Non-Biodegradable Waste Control Act of 2018

The Government has taken a phased approach to ban all styrofoam food containers and all single use plastic handle bags.

In keeping with its commitment, a total ban on the importation and local manufacture of Styrofoam was implemented by the Government of Grenada on September 1st, 2018 with a 6-month grace period through March 1st, 2019 for depletion of stock on hand (stock imported prior to the ban) and a 1-month grace period from March 1st, 2019 to April 1st, 2019 to ensure that no retail selling of Styrofoam products including food containers would be allowed. Following this, a total ban on the importation and local manufacture of single use plastic handle bags was instituted on February 1st, 2019 with a 10-month grace period through December 1st, 2019 for depletion of stock on hand (stock imported prior to the ban) and for cessation of all retail sale.

Encourage reuse models to reduce the need for single-use plastic packaging and/or products

The government will identify sites, for collection, separation and packaging of products as required.

Incentivise the use of reusable, recyclable or compostable plastic packaging

As an incentive to support buy-in from importers and suppliers of alternatives, Government of Grenada agreed to a zero percent rate on VAT and a wavier of 6% CSC (Customs Service Charge) for 1 year following the implementation of each ban.

Increase collection, sorting, reuse and recycling rates, and facilitate the establishment of the necessary infrastructure and related funding mechanisms

Not reported

Stimulate the demand for recycled plastics

Not reported

Government of Rwanda

Reporting details

Reporting time frame: January 2019 – August 2019

Joined the Global Commitment: 01/19

Take action to eliminate problematic or unnecessary plastic packaging

The law prohibiting the manufacture, import, use and sale of single use plastics was developed and approved by the Parliament in June 2019. Currently, the law is waiting for the publication in the Official Gazette of the Republic of Rwanda.

Encourage reuse models to reduce the need for single-use plastic packaging and/or products

Public institutions were encouraged to reduce the use of single use plastic items by replacing small individual water bottles and water dispensers and glasses or multiple use water bottles in their institution premises and conference areas.

The Government of Rwanda is in the process of developing Green Procurement Guidelines.

Incentivise the use of reusable, recyclable or compostable plastic packaging

The Government of Rwanda organized the first ever National Circular Economy Forum in August 2019. One of the outcomes, among others, is that private beverage producers pledged to establish a coalition on plastics aiming at coordinating initiatives and innovative solutions to address plastic pollution.

Increase collection, sorting, reuse and recycling rates, and facilitate the establishment of the necessary infrastructure and related funding mechanisms

- Quarterly inspections were conducted to ensure control over the use of plastic bags according to the existing law;
- Businesses which requested for authorization for exceptional use of plastic items were encouraged to sign agreements with plastic recycling companies to facilitate collection and use of recycled materials;
- Awareness was conducted during quarterly inspections, trainings of District Environment Officers, District Planners, Environment Committees, through Radio/TV shows and international events.

Stimulate the demand for recycled plastics

All persons requesting for authorization for exceptional use of plastic items are encouraged to sign agreements with plastic recycling companies to purchase recycled materials.

Public and private projects requiring tubings for nurseries (agriculture and forestry) and plastic sheeting are encouraged to use recycled materials from plastic recycling companies.

Ministry of Environment, New Zealand

Reporting details

Reporting time frame: October 2018 – September 2019

Joined the Global Commitment: 03/19

Take action to eliminate problematic or unnecessary plastic packaging

- i. Waste Minimisation (Plastic Shopping Bags) Regulations 2018 came into force on 1 July 2019. From this date, businesses in New Zealand could no longer provide their customers with single-use plastic shopping bags. The ban covers all retailers and includes bags that are under 70 microns in thickness, have carry handles and are new or unused. It also includes bags made of degradable plastics (ie, biodegradable, compostable, or oxo-degradable). Businesses were supported with a comprehensive retailer tool kit, which you can find [here](#). A social media campaign and press release (PR) activities were also completed in the lead up to the ban.
- ii. A growing number of businesses have joined the New Zealand Plastic Packaging Declaration with the total number now at 19 (up from 12 in June 2018). We continue to receive queries from business that are interested in joining the declaration and have promoted the declaration through engagement with business at industry and retail events. We are currently considering how to best support the declaration and its signatories. The first step will include a dedicated web page and case studies of businesses that are implementing plans to achieve their 2025 goals.

Encourage reuse models to reduce the need for single-use plastic packaging and/or products

- i(a). The most recent round of the Waste Minimisation Fund was held in May 2019. Four strategic outcomes were communicated as investment signals including: 1. Move towards a circular economy in New Zealand; 2. Encourage product stewardship; 3. Build a more resilient resource recovery sector in New Zealand; and 4. Develop a sustainable plastics life cycle. 133 applications were received and are currently with the Associate Minister for the Environment for decision.
- i(b). Please see response provided to area (a) above (Stimulating the elimination of problematic or unnecessary plastic packaging and/or products).
- ii. There are currently fourteen voluntary product stewardship schemes accredited under New Zealand's Waste Minimisation Act 2008. In the last twelve months funding has been allocated (through the Waste Minimisation Fund) to the Sustainable Business Network to promote product stewardship and work directly with New Zealand businesses. The Government has also progressed work on regulated product stewardship. A proposal to set a framework for co-design of regulated product stewardship schemes and the proposed declaration of six priority products under section 9 of the Waste Minimisation Act 2008 was released for public consultation on 9 August 2019. The six proposed priority products are: tyres, e-waste, refrigerants and other synthetic greenhouse gases, agrichemicals, farm plastics, and packaging. The discussion document can be found [here](#).

Incentivise the use of reusable, recyclable or compostable plastic packaging

- i. Please see response to area (a) above (Stimulating the elimination of problematic or unnecessary plastic packaging and/or products).
- ii. The Waste Minimisation Fund has funded a number of projects that aim to incentivise the use of reusable, recyclable or compostable plastic packaging. In July 2019, the Associate Minister for the Environment announced NZ\$3 million from the Waste Minimisation Fund for an infrastructure project that will provide further capability for reprocessing of PET plastic into 100 per cent rPET food grade packaging. The Waste Minimisation Fund has also funded a feasibility project to develop a roadmap for New Zealand to transition toward a circular economy approach for plastics in line with the New Plastics Economy.
- iii. Preliminary investigations to review standards on labelling have not commenced. The New Zealand Prime Minister's Chief Science Advisor is undertaking a report on plastics, which is due in late 2019. We will be reviewing and considering the recommendations of this report including recommendations related to labelling standards.

Increase collection, sorting, reuse and recycling rates, and facilitate the establishment of the necessary infrastructure and related funding mechanisms

i. & ii. The Ministry for the Environment is currently considering options to change its existing waste disposal levy, including consideration of:

- The range of sites that should be subject to a levy (currently limited to those that accept household waste, so missing a substantial portion of waste such as construction and demolition materials that are primarily disposed of at other sites)
- The appropriate rate or rates of levy that should apply to provide an economic incentive to reduce waste, encourage alternatives including resource recovery, and raise funds for investment in waste minimisation initiatives
- The timeframe over which any changes should occur, and
- The investment plan for levy funds

Formal public consultation is planned for late 2019 (subject to Government agreement).

Stimulate the demand for recycled plastics

i. Development of a Circular Economy Plastics Action Plan is still at a very early draft stage. The Ministry for the Environment has been engaging with relevant stakeholders to develop a comprehensive understanding of current plastic initiatives in New Zealand including where there are opportunities for action. We are also awaiting the recommendations from the Prime Minister's Chief Science Advisors 'Rethinking Plastics' project, which is likely to suggest actions that New Zealand could adopt in the short, medium and long term to address issues related to plastics.

In May 2019, the Associate Minister for the Environment announced a programme of work to help improve New Zealand's recovery and recycling sector. Key recommendations include:

- Looking at our infrastructure investment strategy including investigating feasibility of onshore fibre (paper and cardboard) and plastics processing;
- Addressing system issues through looking at the role of regulations for plastic packaging; and
- Supporting the resource recovery system through development of model contracts and a sustainable procurement plan and guidelines.

Further information can be found [here](#).

Ministry of Environment and Energy Transition, Portugal

Reporting details

Reporting time frame: November 2018 – August 2019

Joined the Global Commitment: 10/18

Take action to eliminate problematic or unnecessary plastic packaging

Portugal's public procurement directives to reduce the use of single-use plastic items in the Government, including direct and indirect public management level, entered into force on January 1st 2019, and an evaluation of compliance with the measures provided in the Resolution has to be submitted to the Assembly of the Republic by January 31, 2020 in order to define new measures and targets for the years 2020 and following.

Other measures:

A Working Group on Plastics (Green Fiscal Measures) was assembled in 2018, and it has delivered (December 2018) additional fiscal/regulatory suggestions to reduce single-use plastic, for example introducing levies on plastic bags over 50 microns or a ban on oxo-degradable plastic products.

The Government will be taking these suggestions into policy development, and as a result it has already committed with the anticipation of the European directive 2018/0172 (COD) transposition into Portuguese law in one year.

Also two laws have recently been published (September 2nd 2019), one determining the non-use and non-availability of single-use plastic tableware in catering and/or beverage business activities and in retail, and other determining the obligation to ensure that alternatives to ultralight plastic bags and plastic cuvettes are made available at the points of sale of bread, fruits and vegetables.

Encourage reuse models to reduce the need for single-use plastic packaging and/or products

Portugal encourages the 3R's (reduce, reuse, recycle) in environmental education programs and campaigns through the National Strategy for Environmental Education, which features an axis on Circular Economy.

The National Environmental Funding Program and the use of plastics:

Rethinking Plastics in Economics: Designing, Use, Regenerate (last): Implementation of solutions that integrate the principles of circular economy in the plastic value chain, especially in disposable plastics made from fossil sources;

The "Program Sê-lo Verde 2018" (Be Green 2018) aims to encourage the adoption of environmental good practices and innovation, and to address environmental social and economic impacts in major events by financing green measures to be taken in these events, like for instance, imposing the implementation of a reusable cup scheme as a precondition for applicants. This program has recently been deployed for 2019;

A Circular Deal for Plastics was expanded to include the Distribution and Logistics Association (which include the major retail chains) and also to include the Food Industry Association. In these contexts, the issue of packaging reuse should be encouraged as a topic on which to work for solutions, given that the offer of supermarkets featuring bulk product sales is increasing.

Incentivise the use of reusable, recyclable or compostable plastic packaging

- A Circular Deal on plastics has been signed with beverage, hotel and restaurant, retail and food industry associations, in order to develop approaches to improve the circularity of plastics in Portugal.
- The National Environmental Funding Program, through its support to circular economy solutions, has included the development of innovative solutions for plastic substitution by natural materials and innovation in reusable packaging;
- The recommendations put forth by the Plastics Working Group include the suggestion that by January 1st 2023 all first contact plastic bags (under 15 microns) are biodegradable/compostable according to the norms established at the time.

Increase collection, sorting, reuse and recycling rates, and facilitate the establishment of the necessary infrastructure and related funding mechanisms

In addition to the EPR schemes for packaging and packaging waste already in place (there are 3 licensed management entities), it is expected, under the established licensing terms, a move towards deposit return schemes (DRS), for which support is being prepared at government level and a pilot program is being put in practice. The obligation to established DRS will be into force after 1 January 2022, as defined in Law n.º 69/2018, 26th December;

Support awareness campaigns for the reduction, reuse and recycling of plastics, through the National Environmental Funding Program;

Received support of EUR 1,6 Million of the Environmental Fund in 2019, for the purpose of implementing an incentive system, in the form of a pilot project, to encourage the final consumer to return of non-reusable plastic beverage containers.

In addition, under the Financial Mechanism of the European Economic Area (EEA Grants), an Open Call was launched on 5 September 2019 with a total allocation of EUR 6.4 million to support projects in 4 priority areas: Deposit-return solutions for plastic bottles (and cans); Solutions for re-using plastic bottles; Solutions for producers to use recycled plastic bottles (and cans); Solutions for treating and recycling plastic bottles (and cans)

Under the Circular Agreements on Plastics, a commitment was made to achieve by 2025: 90 % PET bottle collection rate, anticipating the target foreseen in the Single-use Plastics Directive.

Stimulate the demand for recycled plastics

The Working Group on the Urban Waste National Plan is currently reviewing landfill and energy recovery waste taxes, which can be seen as an indirect stimulus to recycling or reuse options.

The National Circular Economy Plan also includes an orientation to evaluate eco values in packaging placed in the market that has eco-design/reusable schemes/recyclable content;

The recommendations put forth by the Plastics Working Group include a reduced levy/zero levy for the plastic bags over 50 microns that incorporate at least 70% of recycled plastic content.”

Under the Circular Agreements on Plastics, a commitment was made to achieve by 2025: 25% incorporation of recycled PET in new bottles

Ministry of Environment, Peru

Reporting details

Reporting time frame: October 2018 – September 2019

Joined the Global Commitment: 10/18

Take action to eliminate problematic or unnecessary plastic packaging

On December 19th, 2018, the Peruvian Congress enacted legislation (hereinafter, Law No. 30884 or Plastics Law) imposing a nationwide ban on single-use plastic goods, such as: (1) plastic bags, (2) plastic straws, (3) expanded polystyrene containers for food or drink products produced for human consumption, (4) non-biodegradable plastic bags, (5) non-reusable plastic bags and those whose degradation generates microplastics pollution or hazardous substances and that do not guarantee its valuation, and (6) and plastic tableware.

The aforementioned single-use plastics are currently not allowed in Peru's vulnerable environments, such as beaches and natural protected areas. Additionally, in one to three years (running from December 2018), Peru will limit single-use plastics for manufacture, import, distribution, delivery and trade. The new legislation also enforces a tax on plastic bags.

On another note, the subscription of the Pacific Alliance Declaration on Sustainable Plastics Management on July, 2019 should be highlighted. This agreement reaffirms the importance of developing and implementing new policies that promote plastic integral management, cut down the use of single-use plastics, in addition to reducing the presence of this type of waste in ecosystems and preventing pollution.

Encourage reuse models to reduce the need for single-use plastic packaging and/or products

In addition to the single-use plastics ban, the Ministry of Environment (MINAM) is leading the elaboration of Technical Regulations (TR) for the plastic goods regulated by the Law No. 30884, which will specify the technical characteristics and labeling requirements that these products and their processes must comply in order to qualify as reusable, recyclable or biodegradable.

Furthermore, two (02) Clean Production Agreements regarding solid waste management have been subscribed with private companies that voluntarily engage on activities that transcend the legislation scope. At the moment, around 15 leading companies in their field have expressed an interest in taking part of these agreements. One their objectives is to implement actions to promote packaging reuse and to encourage the minimization and recovery of plastic waste.

Incentivise the use of reusable, recyclable or compostable plastic packaging

Along with the Plastics Law provisions, the Technical Subcommittee on Standardization of Eco-efficiency, led by MINAM, is working on the adaptation of several technical standards related to plastic goods.

On the other hand, MINAM has developed the strategy "Clean Peru" ("Perú Limpio") in order to promote responsible consumption, proper waste segregation and its valuation, which includes plastic waste management.

Increase collection, sorting, reuse and recycling rates, and facilitate the establishment of the necessary infrastructure and related funding mechanisms

MINAM promotes different investment mechanisms on integral waste management projects (storage, collection, transport, recovery and final disposal). We also have an Incentives Program that transfers resources to the municipalities (local governments) that achieve the goals set by MINAM (i.e recovery of a percentage of inorganic solid waste including plastics within a defined period). Finally, MINAM has developed a phone application (available on both Android and iOS devices) called “At home I recycle” (“En casa yo reciclo”), where citizens can easily identify the waste collection centers closest to their location, as well as recommendations on how to recycle each type of solid waste including plastics.

Stimulate the demand for recycled plastics

The Plastics Law establishes the obligation, as of December 20th, 2021, to use at least 15% post-consumption recycled material in polyethylene terephthalate (PET) bottles for drink and personal care products. In addition, the two (02) Clean Production Agreements, mentioned in subheading b., aim to achieve 25% post-consumption recycled PET material; and other objectives that address the implementation of actions to foster packaging reuse.

On the other hand, the Government seeks to encourage and promote the formalization of the value chain actors, encouraging the participation of recyclers in the processes of segregation at source and selective collection programs of the municipalities (local governments).

Additional commitments

The Plastics Law regulatory framework promotes research and innovation projects aimed at mitigating the negative impact caused by inadequate plastic waste management.

On the other hand, the Multisectoral Commission for Environmental Management of the Coastal Marine Environment (COMUMA), created the Technical Working Group “Marine Waste and Debris” (“Residuos y Desechos Marinos”) whose proposed work plan contains actions to coordinate and promote the identification of the main solid pollutants (solid waste) and their probable sources, prioritizing plastics and microplastics.

Government of the United Kingdom

Reporting details

Reporting time frame: March 2018 – September 2019

Joined the Global Commitment: 10/18

Take action to eliminate problematic or unnecessary plastic packaging

We are banning plastic products where there is a clear case for it, and where alternatives exist. In England, we will be introducing restrictions to the supply of plastic straws, stirrers and cotton-buds to the end user in April 2020. The Welsh Government intends to consult on its plans to introduce a ban or restrictions in the sale of 10 most commonly littered single-use plastic items (including straws, stirrers and cotton buds) early in 2020.

Throughout the UK, we have also targeted single-use plastic bags which, when littered or dumped, harm landscapes, waterways, and wildlife. In England, a carrier bag charge scheme was introduced in 2015. Since its introduction, the 5p charge has led to a 90% reduction in the use of single-use carrier bags in the main retailers and has raised over £140 million for good causes. You can find more about the most recent statistics [here](#). We have consulted on plans to extend the charge to all retailers and on increasing the minimum 5p charge to at least 10p; the government response will be published soon. In Wales a charge for single-use carrier bags has been in place since 2011, applicable to all retailers. This led to an estimated 70% reduction in single-use bags across the Welsh retail sector by 2014. This autumn, the Welsh Government will publish a study which examines current attitudes and behaviours with respect to carrier bags and data on single-use carrier bag usage, which will be used to determine if further action is required to ensure continued sustainable consumer behaviour.

UK governments are leading by example – pledging to remove consumer single-use plastics from the central UK government estate and Welsh Government Offices by 2020. In Wales, the National Procurement Service and Value Wales continue to work with public bodies to improve their carbon footprint and reduce their use of single-use plastics.

Encourage reuse models to reduce the need for single-use plastic packaging and/or products

We are supporting consumer campaigns aimed at making reuse easier. In England and Wales, for example, we already support the 'Refill' campaign, which promotes reusable water bottles. The Welsh Government committed to becoming the World's first Refill Nation last year. When the Deputy Minister for Housing & Local Government announced her intention to become a Refill Nation, Wales only had two Refill Stations, we now have over 1000 across Wales with schemes operating in many towns and cities.

Three refill schemes (H2O on the go, City to Sea and Refill Ireland) provide good coverage across Northern Ireland and follow the basic concept of encouraging premises/organisations to voluntarily join the scheme, publicising this through a notice at the facility and/or a presence on a website or through an app, and offering the possibility to the public to refill their bottle for free. On 19 June 2019 Northern Ireland Water, which is government owned, participated in the UK National Refill Day encouraging the public to join the "refillution" by carrying their reusable bottle, refilling on the go and sharing their participation in the scheme via social media.

Incentivise the use of reusable, recyclable or compostable plastic packaging

Throughout the UK, we are invoking the 'polluter pays' principle through extending producer responsibility for packaging, meaning that producers will pay the full net costs of managing packaging waste at end of life. In this way, we will incentivise producers to design their packaging in such a way that it's easier for it to be recycled at end of life. A consultation on this policy was run earlier this year and a summary of responses is available [here](#). A reformed system is expected to be operational in 2023.

We are also exploring the role that the development of standards for bio-based and biodegradable plastics could play as part of our ambitions to protect and enhance the environment. The UK government launched a call for evidence in July this year to assess the desire for, and feasibility of, developing appropriate standards for bio-based and biodegradable plastics. This will close on 14 October 2019.

Increase collection, sorting, reuse and recycling rates, and facilitate the establishment of the necessary infrastructure and related funding mechanisms

We are confident that recycling rates will improve if we tackle current confusion over what can and should be collected. The UK government's plan is to ensure that a consistent set of dry recyclable materials is collected by councils from all households and businesses in England. We consulted earlier this year on measures to introduce greater consistency across England and a summary of responses can be found [here](#). Wales and Northern Ireland have largely achieved this target: Wales has statutory municipal waste recycling targets for local authorities (70% for 2025) and will consult in 2019 on increasing them after 2025.

Wales is a global leader in how to manage waste and are on the way to becoming a zero waste nation by 2050. In the twenty years since devolution, Wales has transformed from a nation which recycled less than 5% of its household waste to now reaching 63%, putting it third in World. Statutory recycling targets have been placed on local authorities which have driven change and around a billion pounds has been invested in collections regimes and infrastructure. Over three quarters of local authorities in Wales have signed up or are working towards the Collections Blueprint. This explains what Wales consider to be the most sustainable approach to collecting waste and recommends a service that provides the weekly separate collection of materials in three separate containers where the material is hand-sorted by the collection staff into different compartments on the same collection vehicle (a process known as 'kerbside sort'). In September 2019, the Welsh Government will consult on mandatory separation of recyclable materials by businesses and public sector organisations with an aim to improve the quality of materials available for recycling and to ensure that materials that can be recycled are not wasted.

The UK government will also be introducing Deposit Return Schemes for single-use drinks containers following extensive research into which design to adopt. This will reward people for bringing back their bottles and encourage them not to litter their empties. A consultation was launched earlier this year on proposals for a scheme to be set up in England, Wales and Northern Ireland. A summary of responses can be found [here](#). We will make it easier for consumers to know what packaging they can recycle by adopting mandatory labelling. This formed part of the consultation into reforms to the packaging waste regulations.

Any new financial burdens introduced will be assessed and the cost covered by the government. Similarly Local Authorities will benefit from the income from producers through secondary material streams that are of a higher quality and are available on a more consistent basis as a result of separate collection for a core set of recyclable material. Industry will also be responsible for the full cost of the life cycle of their products through to recycling and recovery. This will be discussed in our parallel consultation on reforming the packaging producer responsibility system, but will also help reduce the cost on local authorities.

Stimulate the demand for recycled plastics

The UK government will be introducing a tax on plastic packaging that contains less than 30% recycled content from April 2022. A consultation was run on this earlier this year and a summary of responses can be found [here](#).

Wales has developed a Route map for Plastic Recycling to support and encourage the development of new business opportunities, innovations and technologies through the plastics chain.

Additional commitments

The UK government have pledged £20 million to the Plastics Research and Innovation Fund (PRIF – co-ordinated by Innovate UK and EPSRC), which aims to reduce the environmental costs of plastic and litter. The eight research projects selected were announced in December 2018 and more can be found [here](#).

- Announced (in autumn 2018) an additional £20 million of funding to help reduce society's reliance on plastics. Of this amount, half will complement the work of the PRIF, focusing on research and development to help business transition away from polluting plastics. This will include exploration of new packaging materials, new recycling processes and packaging waste management.
- The government has also announced £60 million of funding through the Industrial Strategy Challenge Fund, alongside a £150m investment from industry, towards the development of smart, sustainable plastic packaging, which will aim to make the UK a world-leader in sustainable packaging for consumer products. Through public-private finance initiatives, the Government is already investing around £2.9 billion to support local infrastructure for waste collection and recycling.

Scottish Government, United Kingdom

Reporting details

Reporting time frame: October 2018 – September 2019

Joined the Global Commitment: 10/18

Take action to eliminate problematic or unnecessary plastic packaging

We have already taken action on single use plastics in Scotland and will continue to do so. We will meet or exceed the standards set out in the European Union's Single Use Plastic Directive. We have taken action to reduce the use of plastic cotton buds and microbeads and will take further action by banning more problematic single use plastic items, such as cutlery, plates and food and drink containers, by 2021. We will take equality interests into account and apply exemptions where appropriate. The Scottish Government is also working to inform the UK Government's review of packaging extended producer responsibility (EPR).

Encourage reuse models to reduce the need for single-use plastic packaging and/or products

In 2018 the Scottish Government established an Expert Panel to advise on measures to reduce our reliance on single-use plastic items. The Panel have published their first set of recommendations, on single-use disposable beverage cups, in July, which focuses strongly on prevention of waste and promoting reuse, for example by introducing a charge on single-use disposable cups. Zero Waste Scotland, on behalf of the Scottish Government, is working to deliver a series of projects that eliminate single-use items, and explore reuse models, for the nation's communities and everyday lives. A total of up to £500,000 is available for the Action on Plastics initiative to deliver a range of pilot projects to encourage and develop approaches that are replicable, innovative and minimise waste.

Incentivise the use of reusable, recyclable or compostable plastic packaging

Policies in place, or planned, in Scotland should help increase the quality and support the use of recycled plastics. This includes moves towards consistent council waste collections, exemplified by Scotland's Household Recycling Charter and the collection of more and cleaner materials through Scotland's forthcoming Deposit Return Scheme for drinks bottles and cans (see below).

Increase collection, sorting, reuse and recycling rates, and facilitate the establishment of the necessary infrastructure and related funding mechanisms

Scotland was the first nation in the UK to commit to a deposit return scheme. The design of the scheme is ambitious and aims to capture 90% of glass, PET plastic and aluminium drinks containers, centring on a 20p deposit which consumers will be able to redeem on return of the bottle or can. We have brought forward proposed regulations and aim to introduce DRS by 2021. The Scottish Government is also working to inform the UK Government's review of extended producer responsibility (EPR) scheme for packaging (see above). In addition, Scotland is in the process of diversifying recycling infrastructure to make full use of materials. Zero Waste Scotland, on behalf of the Scottish Government provided £1.7 million of grant funding for Project Beacon which is thought to be the first plant in the world that will recycle all plastics under one roof.

Stimulate the demand for recycled plastics

Scotland upholds the aim of matching the EU ambition for all plastic packaging to be economically recyclable or reusable by 2030 and continues to support the UK Plastic Pact target of 30% average recycled content across all plastic packaging by 2025. The Scottish Government is committed to implementing further action which supports an increased demand for recycled plastics. For example, Project Beacon (see above) expects 90% of received plastics to be recycled. It has been designed to be easily replicated elsewhere. By locating state-of-the-art recycling technologies together, significantly more plastic is kept in the economy and diverted from landfill and incineration, contributing towards Scotland's ambitious recycling targets alongside the Household Recycling Charter and Scotland's deposit return scheme.

Government of Catalonia (Generalitat de Catalunya), Spain

Reporting details

Reporting time frame: January 2019 – August 2019

Joined the Global Commitment: 02/19

Take action to eliminate problematic or unnecessary plastic packaging

During 2019, several actions have been developed:

- Launch of a grant call for circular economy projects (demonstration and pilot projects) of EUR 1M in June 2019. Find out more on this [link](#)
- Launch of grants for research projects in circular economy of EUR 0.84 M in July 2019. Find out more on this [link](#)
- The Catalonia Ecodesign Award opened this year's call from 15th January to 28th February 2019. Up to 104 applications were received, and the meeting of the jury was organised on the 19th June. The prize ceremony will take place on the 17th October 2019. Find out more on this [link](#)
- Launch of the Innotec grants of EUR 1,650,000 in August 2019. The grant finances 25% to 70% of research and development projects developed by companies in collaboration with research groups (who contribute with EUR 50,000 to EUR 200,000). Find out more on this [link](#)

Encourage reuse models to reduce the need for single-use plastic packaging and/or products

- Several subsidy lines were published during May-June 2019 to help local authorities develop prevention, preparation for reuse and selective collection activities. More information [here](#)
- On October 2nd 2019, a conference on prevention and selective collection of municipal waste will be organised where there will be a session devoted to the new legislative framework on single-use plastics. More information [here](#)
- European Week for Waste Reduction in Catalonia (16-24 November 2019) is being organised. More information [here](#). The 2018 edition had 1090 registered actions and up to 170,000 participants.
- Let's Clean Up Europe! campaign (10-12 May 2019) in Catalonia counted with 309 registered actions, 20,535 participants and 86 tons of collected waste. More information [here](#).

Incentivise the use of reusable, recyclable or compostable plastic packaging

In June 2019, a government agreement was issued that limited the use of single-use plastic in all governmental premises and events. More information [here](#).

Besides, a pilot project called CERES was developed in the municipality of La Seu d'Urgell. This is an Ellen MacArthur Foundation co-project that consisted in the elimination of all plastic bags (both shopping bags and produce bags) from food retailers in the city. The alternatives were reusable and compostable bags, and the goal was to improve selective collection of biowaste. This is a collaborative project, with public and private partners. Five months after the starting point of the project, the amount of compostable bags in the local composting plant has increased from 20% to 60%, and the resulting compost was rated as class A, suitable for organic farming. More information [here](#) and [here](#)

Increase collection, sorting, reuse and recycling rates, and facilitate the establishment of the necessary infrastructure and related funding mechanisms

The Program of Prevention and Management of Waste and Resources of Catalonia (PRECAT20) is being implemented. Find details statistic data of municipal waste at [here](#). In 2018, the selective collection of municipal waste in Catalonia has increased 8.4% compared to 2017. Total generation per capita has increased 2.85% in the same period.

Stimulate the demand for recycled plastics

As mentioned before, several subsidies have been launched to help increase the consumption of recycled material

- Grants addressed to private companies for circular economy projects and prevention of industrial waste. More information [here](#)
- Subsidies addressed to local authorities for the use of recycled aggregates in construction of EUR 2M in May 2019. More information [here](#)

Additional commitments

In June 2019, a communication campaign was launched to raise public awareness about the use of single-use sanitary plastic products (wipes, ear sticks, feminine hygiene products, diapers,...) and avoid their disposal through the WC. The campaign was called "We are creating a monster" and cost about 1.5 MEUR . More information [here](#)

The Walloon Government, Belgium

Reporting details

Reporting time frame: November 2018 – August 2019

Joined the Global Commitment: 10/18

Take action to eliminate problematic or unnecessary plastic packaging

- The Green Deal implementation is under preparation. A Steering Committee composed of the main private business organizations, financing institutions and Administration was set up. The official inauguration is foreseen in November 2019. A specific website devoted to CE and to the Green Deal is now available [here](#).
- Financial incentives (subsidies, 45 KE/ 3 years) were created to support SMEs in analysing the way their products are designed and to decrease plastic use in their products. More information [here](#).

Encourage reuse models to reduce the need for single-use plastic packaging and/or products

See reporting on commitment A. The legislation related to the banishment of Single-use plastic bags was voted in 2016 and was extended in January 2019 where it was forbidden to distribute thin plastic bags. More information [here](#).

A complementary legislation was proposed to ban single use plastics (cups, Q-tips, ...) but had to be postponed.

Incentivise the use of reusable, recyclable or compostable plastic packaging

A specific call for projects (named Coopilot Plastics) to finance R&D focusing on innovative recycling processes was set up (EUR 10 Million, February to June 2019). More information [here](#).

The initiative Coq Vert, launched in 2013 and aiming at the establishment of a competitive bio-based economy in Wallonia by putting together a concerted strategy, was continued and reinforced. More information [here](#).

Increase collection, sorting, reuse and recycling rates, and facilitate the establishment of the necessary infrastructure and related funding mechanisms

In February 2019, SRIW (Société Régionale d'Investissement de Wallonie) was assigned to lead the «plastics project call» initiated by the Walloon Government. EUR 47 M of the Regional Investment Plan were devoted to this initiative. Six new recycling plants will be created on our territory by 2021, more than 150,000 tons recycled/year, EUR 120 M investment (out of which EUR 47 M of public funds) and the creation of 350 direct jobs.

The projects are implemented by seven private companies. More information [here](#).

Stimulate the demand for recycled plastics

Major steps forward were done by the political decision-makers and represent the main progress in that area:

- A. May 2019, the Parliament voted (unanimity) a specific resolution on circular economy (including plastics). More information [here](#).
- B. September 2019: the new regional declaration policy includes a specific chapter on circular economy and plastics. More information [here](#).

City of Austin, TX, US

Reporting details

Reporting time frame: October 2018 – September 2019

Joined the Global Commitment: 10/18

Take action to eliminate problematic or unnecessary plastic packaging

In addition to the on-going work mentioned in the description of the commitment, Austin has updated the eligible expenses of its Zero Waste Business Rebate program to encourage the reduction of plastic products. The program will provide a rebate to qualifying businesses for the following expenses: replacing plastic straws with BPI-certified compostable or reusable straws; replacing expanded polystyrene foam to-go containers and cups with BPI-certified compostable containers; and replacing single-use plastic bags with paper or reusable bags.

Encourage reuse models to reduce the need for single-use plastic packaging and/or products

In July 2019, the City partnered with several non-profit organizations to host a multi-day event called Move Out ATX to facilitate the donation process for students moving out of a local university. Multiple stations were arranged near students' off-campus housing areas, and students dropped off products that they no longer needed, including plastic products. The donations collected were then distributed to local reuse organizations. This event provided an opportunity for students to learn about donation opportunities in town, and facilitated students' participation in the reuse model. Find out more [here](#).

Incentivise the use of reusable, recyclable or compostable plastic packaging

As mentioned previously, Austin has updated the list of eligible expenses for its Zero Waste Business Rebate program to encourage the reduction of plastic products. The program will provide a rebate to qualifying businesses for the following expenses: replacing plastic straws with BPI-certified compostable or reusable straws; replacing expanded polystyrene foam to-go containers and cups with BPI-certified compostable containers; and replacing single-use plastic bags with paper or reusable bags.

Increase collection, sorting, reuse and recycling rates, and facilitate the establishment of the necessary infrastructure and related funding mechanisms

The services outlined in the description of the commitment, namely the curbside recycling program and the Recycle and Reuse Drop-off Centre, are still in place. Additionally, social media content that educates residents on how to properly recycle materials, including plastics, is regularly posted.

Stimulate the demand for recycled plastics

The efforts mentioned in the description of the commitment are still on-going, which includes only purchasing recycled content items when buying plastic educational items and communicating to the public about their recycled content at outreach activities; promoting a directory of local businesses that sell recycled or reused items, such as recycled plastic toys, or offering reuse and repair services.

Additional commitments

The City is currently working on updates to both the Austin Resource Recovery Master Plan and Austin's Community Climate Plan. These documents will provide further guidance on reaching the City's Zero Waste and net-zero GHG emissions goals.

City of Ljubljana, Slovenia

Reporting details

Reporting time frame: March 2019 – August 2019

Joined the Global Commitment: 02/19

Take action to eliminate problematic or unnecessary plastic packaging

1. City of Ljubljana & public companies will primarily buy promotional and protocol gifts made in Slovenia, from local materials that do not contain plastic and in environmentally friendly packaging. An internal e-catalogue of plastic free or 100% recycled plastic products will be set up as a result of public calls. The first public call was published in August 2018. We have received 15 samples, but only 3 products were recognized as suitable for the e-catalogue. The second public call will be published in September 2019. Number of sustainable products in e-catalogue, acquired by the public calls : 2018 – 3. Find out more [here](#)
2. The City of Ljubljana has been actively involved in the preparation of a law aimed at tackling the problem of piled up packaging waste and memory candles (the emergency waste removal) and amendments to the Regulation on the management of packaging and packaging waste, the Regulation on the management of memory lights/candles, the Regulation on the landfill of waste and the Regulation on the management of biodegradable waste and use of compost and digestate. General and very specific comments and suggestions were made, many of which were also taken into account. Number of regulations to which the City Municipality of Ljubljana submitted comments and suggestions: 1. 1. 2018 to 31. 7. 2019 – 5

Encourage reuse models to reduce the need for single-use plastic packaging and/or products

1. Activities are in progress. The opening of the first re-use centre within the big collection centre is planned for 2021. In Reuse Centre Ljubljana, opened in 2014, we have introduced the monthly Garage Sales, which are held on the first Saturday of every month and are very well visited. We are planning a network of neighbourhood mini collection centres for collecting waste that can't be thrown into door-to-door bins or/and is appropriate for re-use: small electric/electronic equipment, hazardous household waste, clothing and footwear, etc. Number of re-use and mini collection centres (annually 2018-2025): 2018 and 2019 - 1 reuse centre.
2. Public company Žale has sold in the period 1.1.2018 till 1.7.2019 129.595 candles. 18.2 % of all sold candles were ecological, without plastic. Talks are currently underway if and how to introduce candles that are made of processed household cooking oil. Share of ecological candles sold in Plečnik's flower shop (annual 2018-2025): 1.1.2018 - 1.7.2019: 18.2 %. Find out more [here](#)

Incentivise the use of reusable, recyclable or compostable plastic packaging

On the premises of the Ljubljana's Reuse Centre, the first self-service bulk product vending machine Bert was set up in 2018. This machine offers bio detergents, shampoos and several types of vinegar and oil to customers who bring their own (reusable) containers. The products sold are produced locally following sustainable criteria; they are of high quality and sold at competitive prices. All of the equipment in the packaging-free market is made out of recycled plastic packaging, which is melted and processed into plastic boards used to create furniture. Number of sales points: 2018 – 1. Number of posts: Media coverage: more than 25 press articles, promotion within Municipality and the Big City Family: more than 15 articles. Find out more [here](#)

*Discussions are ongoing with the signatory to align additional actions in this section with the current strategy of the Global Commitment.

Increase collection, sorting, reuse and recycling rates, and facilitate the establishment of the necessary infrastructure and related funding mechanisms

In line with the New Plastics Economy Global Commitment and Zero Waste Strategy followed by Ljubljana we have set the goal to increase the share of separately collected packaging. In 2018, we exceeded our Zero Waste commitment target where we are committed to collect separately 42 kilo of packaging per capita. We managed to collect 44 kilo of packaging per capita.

Volume of separately collected packaging per capita: 2018 - 44 kg.

Find out more [here](#)

Stimulate the demand for recycled plastics

The representatives of the City of Ljubljana carried out a study visit to Vienna in 2018, also taking a look at their deposit return system for packaging on public events. In 2019 we have also studied the Munich case (www.recup.de). At this point there is no suitable washing facility in Ljubljana.

City of São Paulo (São Paulo City Hall), Brazil

Reporting details

Reporting time frame: August 2018 – August 2019

Joined the Global Commitment: 03/19

Take action to eliminate problematic or unnecessary plastic packaging

São Paulo City Hall has passed the Bill 99/2018, and, since June/2019 the commercial establishments are prohibited from supplying plastic straws. Along with the Bill 99/2018, the São Paulo city has a movement and a communication campaign called “Recicla Sampa”, which constantly broadcast practices that support more sustainable habits and routines, including the awareness regarding the use of unnecessary, problematic or single-use plastics, such as the plastic straws, the importance of reusable bags, refusing single-use recipients, among others.

Encourage reuse models to reduce the need for single-use plastic packaging and/or products

Two municipal buildings, the Urban Cleaning Municipal Authority (AMLURB) and the City Council has already stopped purchasing disposable plastic cups for water and coffee and both will reach a zero consumption for plastic cup, briefly. The municipal buildings are constantly promoting awareness about the use of plastic cups, and the “Bring Your Bottle/Mug” campaign, which, along with the non-purchasing of disposable plastic cups practice, are going to be put into action by every municipal building that is able to implement it.

Incentivise the use of reusable, recyclable or compostable plastic packaging

Since February 2019 the São Paulo city has been contemplated with the “Recicla Sampa”. Recicla Sampa is a movement and a communication campaign that aims to guide and inform citizens about the correct separation of waste, the correct disposal sites of each waste, as well as advice on sustainable habits and consumption, including awareness regarding the non-generation and reduction of plastic consumption, incentivizing the use of reusable packaging. The core of the movement and campaign is the 5Rs: Rethink, Refuse, Reduce, Reuse and Recycle.

Furthermore to the online platform and social medias, which contain videos, webdocs, tutorials, printing material, and, city and worldwide news, the campaign also took place in the city's urban clocks, on the boats that makes the crossing on the Billings Dam, and, since June 2019 the campaign videos are on the digital panels of Congonhas Airport, for the approximately 80,000 people who circulate at the Airport per day.

Increase collection, sorting, reuse and recycling rates, and facilitate the establishment of the necessary infrastructure and related funding mechanisms

The municipality has launched the “Recycle to Empower” Program (“Reciclar para Capacitar”) which aims at social inclusion through the training of waste pickers in the city of São Paulo. 3 courses are contemplated in this Program: 1- Basic Training for Waste Pickers; 2- Basic Principles of Woodworking/Furniture Reuse; and 3- Management of Cooperatives and Solidarity Economic Enterprises.

Besides the Program, until August 2019 the municipality had implemented, in different places around SP city neighbourhoods, 1.000 VDPs (Voluntary Delivery Points) in order to increase the selective collection rates in the public collection system.

In addition to that, the São Paulo City Hall, along with the Climate & Clean Air Coalition (CCAC-UN Environment Programme) and the Brazilian Association of Public Cleaning and Special Waste Companies (ABRELPE) are developing a study for the creation of an Eco-industrial Park for São Paulo city. The objective is the installation of an EcoPark that integrates different technologies for treatment/recovery of municipal solid waste. Until August 2019 3 phases have already been completed: 1- Technical Feasibility Study; 2- Regulatory/Legal Feasibility Study; and 3- Economic and Financial Feasibility Study.

Stimulate the demand for recycled plastics

The São Paulo City Hall, along with the City Council, has built a work group with some of the private sector actors from the plastics industry: The Brazilian Association of the Plastics Industry (ABIPLAST) and the Plastics Industry, Plastics Processing and Recycling Union from São Paulo (SINDIPLAST). In the 1st meeting, in August 2019, 3 issues were addressed: 1- Recycling technology issue; 2- Cooperative tax and labor compliance; and 3- Recycling tax issue.

All the actors involved are committed to assist in every way possible and will align with their network in search for new opportunities, technologies and compliance.

Additional commitments

The municipality is very engaged to the environmental issue and it is not measuring resources to achieve the commitments undertaken. By means of the words of São Paulo city mayor, Bruno Covas, “The environmental commitment is our generation's ethical commitment to the future generations”. With that said, the São Paulo city additional commitment, is, and will always be, towards the sustainability of our city, in order to safeguard our present and future generations.

ENDORISING SIGNATORIES

A.I.S.E., International Association for Soaps,
Detergents and Maintenance Products • actiam • Adrian
Dominican Sisters, Portfolio Advisory Board • AECOC • Afeka Institute of
Circular Engineering and Economy • AGMPM (Association of the Greek Manufacturers of
Packaging & Materials) • Ahold Delhaize • ALBEA • Algramo • ALPLA Werke Alwin Lehner GmbH &
Co KG • Altheia Sustainable Ocean Fund • Amcor • American Licorice Company • ANIPAC • APK AG • APLM
- Portuguese Marine Litter Association • AptarGroup Inc. • Aquapak Polymers Limited • Arca Continental • Archchemics
Ltd • Arup • As You Sow • Asia Pacific Waste Consultants (APWC) • Asociación Chilena para el Fomento de la Economía del
Bien Común - (EBC) • Asociación Nacional de la Industria Química A.C. (ANIQ) • Associação para as Ciências do Mar - APCM •
Atalay Atasu • Avespa • Bangor University • Barilla G. & R. Fratelli SpA • Baum und Pferdgarten • Bell Holding • Bella+Frank • Berkeley
Center for Green Chemistry • Berry Global • bioMASON, Inc. • Biopac UK Ltd • BioPak Pty Ltd • Bioproducts Discovery and Development Centre
(BDDC), University of Guelph, Ontario, Canada • BMO Global Asset Management • BNP Paribas Asset Management • Boomer • Borealis AG • Boston
Common Asset Management • Brightplus Oy • Brunel Pension Partnership Ltd • Burberry Group plc • Burberry Material Futures Research Group from the
Royal College of Art • Buisson Community • C&D Cities Climate Leadership Group • Cabot Corporation • Californians Against Waste • Calouste
Gulbenkian Foundation • CAPTURE • CarbonLITE Recycling • Carrefour • CBPAK Tecnología S/A • Cedo • CEFLEX • CEMPRE Colombia - Compromiso Empresarial
para el Reciclaje • China Plastic Recycling Association of China Resource Recycling Association • China Plastics Reuse and Recycling Association • Circular Economy
Initiative at KTH Royal Institute of Technology (CE@KTH) • Circular Economy Innovation Centre - USP • CIRCULAR ECONOMY JAPAN • Circular Economy Leadership
Coalition • Circular Sweden • Circularity Capital LLP • Circulate Capital • Circulo Verde • City of Austin • Clarmondial • Cleaning and Hygiene Suppliers Association • Closed
Loop Partners • Coast Impact Fund • Coca-Cola FEMSA • Colgate-Palmolive Company • College of Design and Innovation, Tongji University • Commonsense • Congregation of St.
Joseph • Constantia Flexibles • Core Capital Management LLC • Corn Refiners Association • Creolus • CSSA (Canadian Stewardship Services Alliance Inc.) • Cumpal BV • CupClub
Limited • Custompak Plastics Products 1997 Ltd • Danone S.A. • Daughters of Charity, Province of St. Louise • Delphi's Eco • Department of Economics and Management - Dipartimento di
Scienze Economiche e Aziendali, University of Pavia • Datspak • Diageo • Diagam Corporation • Dignity Health • Dr. Girma Zawdie • Dr. Alysia Garmulewicz, Professor, Universidad de
Santiago de Chile • Dr. Carson Meredith • Dragon Rouge Limited • Dynapack Asia • Earthwatch Institute • Earthwise Group
ECOGESTUS, Waste Management Ltd • Ecoiberia Reciclados Ibericos SA • ECOPIXEL • Ecopod • ecostore • Ecosurety •
Environment Global Facilities • Elemental Impact • ELISAVA Barcelona School of Design and Engineering • Encorp
ENGEL Austria GmbH • Envases Universales de México • Enviro Pride • Environment Department, Ministry of
Energy and Climate Change, Republic of Seychelles • EPRO European Plastics Recycling and Recovery Organisation •
São Simão Ltda • ESG Portfolio Management • Esstly AB • Etilca SGR - Responsible Investments • European Investment
Bank • European Recycling Industries' Confederation (EuRIC) • EXCELRISSE • Excess Materials Exchange • Exchange
Change Brasil • Faculty of Management, Law and Social Sciences, University of Bradford • Ferrero • Fifth Season Ventures •
Flex Film International BV • Flexible Packaging Europe • Food & Consumer Products of Canada • FoodDrinkEurope • Footprints
Africa • FORWARDone Venture Capital for Hardware • Foundation Recycsol • FrieslandCampina Nederland B.V. • Full Cycle
Bioplastics • Fundación Latinoamérica Verde • Futamura Group • GANNI • gDiapers • Generalitat de Catalunya • Gobierno de la
Ciudad de Buenos Aires • Government of Chile • Government of Grenada • Government of Rwanda • Graham Packaging Company • Granta
Design • Greco & Guerrero • GreenBiz Group Inc. • GreenBlue and the Sustainable Packaging Coalition (SPC) • Greiner AG • GRID-Arendal
GW&K Investment Management • H. Ayuntamiento de Toluca • H&M Group • Henkel AG & Co. KGA • Hera Group • Hermes EOS • Hi-Cone • High
Speed Sustainable Manufacturing Institute (HSSMI) • HP Inc. • Husky Injection Molding Systems Ltd. • INCOM RECYCLE Co., Ltd. Beijing • Inditex
Indonesian Waste Platform • Indorama Ventures Public Company Limited • Industria Mexicana de Reciclaje S.A. de CV. • ING • INGRUP • innocent
drinks • Insper Instituto de Ensino e Pesquisa • Institut für Kunststofftechnik • Institute for Integrated Quality Design (IQD), Johannes Kepler
University Linz (JKU) • Institute of Development Studies • Institute of Technology Tralee • Instituto Italiano di Tecnologia • International Solid Waste
Association - ISWA • International Union for Conservation of Nature (IUCN) • Internet Fusion Group • IWC Schaffhausen • IWrc • Jabli Packaging
Solutions • JAMES CROPPER PLC • Jan Ravenstijn Biomaterials Consulting • Jane Panty • JAVA MOUNTAIN COFFEE • Johnson and Johnson Consumer
Keong Keah Patra Kashtakar Panchayat • Keep Scotland Beautiful • KEEP SWEDEN TIDY • Kellogg Company • Kempen Capital • Kempson Group • Ketchum
Keurig Dr Pepper • Kiara S. Winans • Kidlara • Kingfa Sci. & Tech. Co., Ltd. • Kmart Australia Limited • Koppala Packaging Ltd. • L'Oréal • L'OCCITANE en
General Investment Management • Life Cycle Initiative • Life Without Plastic • LIPOR - Intermunicipal Waste Management of Greater Porto, Portugal • LLUK •
London Waste and Recycling Board • Loop • Loop Circular Economy Platform Ltd • Loop Industries • LPP • Man Group • MARE - Marine and Environmental
Marks and Spencer plc • Mars, Incorporated • Material BA-Z, Centro Universitário Belas Artes de São Paulo • Material Economics • Matrix APA (UK) Ltd. •
McDonough Innovation • Melco Resorts & Entertainment • MERA - The Association for Sustainable Manufacturing • Mercy Investment Services, Inc. • METRO AG •
Ministry for the Environment New Zealand • Ministry of Environment and Energy Transition - Portugal • Ministry of the Environment (Peru) • Ministry of the Environment
Environmental Solutions Initiative • MIWA (Minimum Waste) • Mobilix • mobilix • Molsen Gores Brewing Company • Mondy • Monterey Bay Aquarium • Mr. Green Africa •
Cosmetic Cases • National Geographic Partners, LLC • National Recycling Coalition • NATURA COSMETICS • Nature's Path Foods • NaturaWorks • Nestlé • Netherlands Institute for
Ltd. • Noble Environmental Technologies Europe BV • NorthEdge Capital • Notpla Limited • Nova School of Business and Economics • Novamont SpA • NOVAPET • Nuceria Group • Ocean
Oceanographic Institute, Prince Albert I of Monaco Foundation • Okena Servicios Ambientales • Oliver Wyman • One Water • Open Systems Lab • Openbare Vlaamse Afval Maatschappij OVAM • Origin
PepsiCo • Pernod Ricard • PetStar • Philips • Pick n Pay • Pinguimom • Plant Based Products Council • Plant Chicago • Plastic Bank Recycling Corporation • Plastic Collective • Plastic Energy • Plastic Odyssey •
Holding GmbH & Co. KG • POSITIVA • Preserve • Prince Albert II of Monaco Foundation • Prof. Claudio Zara, Department of Finance, Bocconi University • Prof. Richard C. Thompson OBE • Professor Ioannis Ioannou • PROQUIMIA, S.A. • Provenance • PT Evogaia Karya Indonesia • Qualipac • Quantis • Ramani Narayan, MSU University Distinguished
Professor • Rathbone Greenbank Investments • Ravensbourne University London • Fashion Department • RB • Re-Poly, Evertrak, QRS • RecyclePoints • Recycling Technologies • Rediscovery Centre • RES Group • Replenish Bottling LLC • RePurpose Global • RePurpose Association • Reusable Packaging Association • Riversimple Movement Ltd • Robeco •
Robert Lochhead, Professor and Director Emeritus of Polymer Science • Rodenburg Biopolymers • Royal Society of Chemistry • Planet Earth • Rubicon Global • S Group • SAMBITO • Samsøe Samsøe • São Paulo City Hall • Sarašin & Partners • SC Johnson • Schneider Electric • School of Management - Politecnico di Milano • Schwarz Group
(Lidl & Kaufland) • Scottish Government • Sealed Air Corporation • Searious Business • Selfridges • Seplast Global Services Spa • Shanghai Rendu Ocean NPO Development Centre • SHAPES IN THE SAND • Sidel • Silgan Plastics • SIRONL • Sistema B International • Sky Group • Skyroom London Ltd • Smart Waste Portugal - Business
Development Network • Solid Waste Association of North America • SONAE MC • Sostenibilidad 3R&Es • South Pole • Spadal • SPB • Spinlock • Splosh Ltd. • Stanley Black & Decker • Stella McCartney • Stora Enso • Suez • Superdry Plc • SUST4IN • Sustainable Business Network • Sustainability • Svensk Plastindustriförening (SPIF) • SWANIA •
Swire Coca-Cola Ltd • SYSTEMIQ • Taiwan Circular Economy Network (循環台灣基金會) • Target Corporation • Target Australia Limited • TC Transcontinental • Termoconcoibles, SA de CV • TerraCycle • Tetra Pak • The Association of Plastic Recyclers • The Better Packaging Co. • The Bio-D Company Ltd • The City of Copenhagen • The City of
Ljubljana, Slovenia • The Clorox Company • The Club of Rome • The Coca-Cola Company • The Consumer Goods Forum • The Eric and Wendy Schmidt Fund for Strategic Innovation • The Faculty of Entrepreneurship & Innovation - VIA University College • The Finnish Innovation Fund SITRA • The Global Environment Facility • The Government of
France • The Government of the United Kingdom • The Grameen Creative Lab • The Green Earth • The Institute for the Study of Science and Technology, National University of Quilmes (IESCT-UNQ) of Argentina • The Make-Cup Brand Make-Cup Concepts LLC • The Ocean Race • The Recycling Partnership • The Renewal Workshop • The RSA •
The Wallon Government • Think Beyond Plastic • TIPA-Corp • TOMRA Systems ASA • Topolytics • Triciclos • Trillium Asset Management • Tupack Verpackungen Gesellschaft m.b.H • Tupperware • UCL • Ultra Capital • Uncover Skincare BV • Unilever • Universidade de Trás-os-Montes e Alto Douro • Universiteit Gent • University of Edinburgh •
University of Northumbria, Newcastle • University of Portsmouth • UPM Rafiatec • Uppl UpCycling Plastic BV • ValGroup • Veolia • Verstraete in mould labels • Vert Asset Management • Vita BioEnergy Ltda • Walmart Inc. • Warner Babcock Institute for Green Chemistry • Waste Ventures India Pvt. Ltd. • Waste4Change • Water Unite •
Werner & Mertz GmbH • Woolworths Holdings Limited • World Economic Forum • Worn Again Technologies • WPP • WRAP • Wraprite International Ltd. • World Wildlife Fund (WWF) • Xiamen Luhai Pro-environment Inc. • Zero Waste Shop Moscow • Zespi Group Limited • Zevin Asset Management • ZigZag Global • π = Plastic Pollution Prevention

Academics and educational or research organisations			
Name	Joining date	Name	Joining date
Afeka Institute of Circular Engineering and Economy	10/18	MARE - Marine and Environmental Sciences Centre	10/18
Associação para as Ciências do Mar - APCM	11/18	[PORTUGAL]	
Atalay Atasu	10/18	Material BA-Z, Centro Universitário Belas Artes de São Paulo	10/18
Bangor University	10/18	Michigan State University	10/18
Berkeley Center for Green Chemistry	10/18	MIT Environmental Solutions Initiative	02/19
Bioproducts Discovery and Development Centre (BDDC), University of Guelph, Ontario, Canada	10/18	Netherlands Institute for Sustainable Packaging	10/18
Burberry Material Futures Research Group from the Royal College of Art	10/18	Nova School of Business and Economics	05/19
CAPTURE	10/18	Ocean Plastic Solutions Network at Imperial College London	10/18
Circular Economy Initiative at KTH Royal Institute of Technology (CE@KTH)	10/18	Pack4Food	06/19
Circular Economy Innovation Centre - USP	10/18	Prof. Claudio Zara, Department of Finance, Bocconi University	10/18
College of Design and Innovation, Tongji University	10/18	Prof. Richard C. Thompson OBE	10/18
Department of Economics and Management - Dipartimento di Scienze Economiche e Aziendali, University of Pavia	10/18	Professor Ioannis Ioannou	10/18
Dr Girma Zawdie	10/18	Ramani Narayan, MSU University Distinguished Professor	10/18
Dr. Alysia Garmulewicz, Professor, Universidad de Santiago de Chile	10/18	Ravensbourne University London - Fashion Department	10/18
Dr. Carson Meredith	10/18	Robert Lochhead, Professor and Director Emeritus of Polymer Science	10/18
ELISAVA Barcelona School of Design and Engineering	10/18	Royal Society of Chemistry	10/18
Faculty of Management, Law and Social Sciences, University of Bradford	10/18	School of Management - Politecnico di Milano	10/18
		The Faculty of Entrepreneurship & Innovation - VIA University College	10/18
		The Finnish Innovation Fund SITRA	10/18
		The Institute for the Study of Science and Technology, National University of Quilmes (IESCT-UNQ) of Argentina	10/18

High Speed Sustainable Manufacturing Institute (HSSMI)	10/18		The RSA	10/18
Insper Instituto de Ensino e Pesquisa	10/18		UCL	10/18
Institut für Kunststofftechnik	10/18		Universidade de Trás-os-Montes e Alto Douro	10/18
Institute for Integrated Quality Design (IQD),	10/18		Universiteit Gent	10/18
Johannes Kepler University Linz (JKU)	10/18		University of Edinburgh	10/18
Institute of Development Studies	10/18		University of Northumbria, Newcastle	10/18
Institute of Technology Tralee	10/18		University of Portsmouth	10/18
Instituto Italiano di Tecnologia	10/18		Warner Babcock Institute for Green Chemistry	10/18
Jane Penty	10/18			
Kiara S. Winans	10/18			

Consulting and professional services				
Name	Joining date		Name	Joining date
Arup	10/18		Oliver Wyman	10/18
Asia Pacific Waste Consultants (APWC)	10/18		PA Consulting	10/18
Jan Ravenstijn Biomaterials Consulting	10/18		Quantis	10/18
Kiduara	02/19		Searious Business	10/18
Material Economics	10/18		South Pole	02/19
McDonough Innovation	10/18		SUST4IN	02/19
Nextek Ltd.	10/18		SYSTEMIQ	10/18

Financial/investment institutions			
Name	Joining date		Joining date
actiam	10/18		10/18
BMO Global Asset Management	10/18		10/18
BNP Paribas Asset Management	10/18		10/18
Boston Common Asset Management	10/18		10/18
Brunel Pension Partnership Ltd	10/18		10/18
Circularity Capital LLP	10/18		10/18
Circulate Capital	10/18		10/18
Clarmondial	10/18		03/19
Core Capital Management LLC	12/18		02/19
Creolus	10/18		10/18
ESG Portfolio Management	10/18		10/18
Etica Sgr - Responsible Investments	10/18		10/18
European Investment Bank	10/18		11/18
Hermes EOS	10/18		09/19
		ING	10/18
		Kempen Capital Management	10/18
		Legal & General Investment Management	10/18
		Man Group	10/18
		Mercy Investment Services, Inc.	10/18
		NorthEdge Capital	10/18
		Rathbone Greenbank Investments	10/18
		Robeco	03/19
		Sarasin & Partners	02/19
		Sustainalytics	10/18
		Trillium Asset Management	10/18
		Trilogy Global Advisors to GW&K Investment Management	10/18
		Vert Asset Management	11/18
		Zevin Asset Management	09/19

Industry associations

Name	Joining date		Name	Joining date
A.I.S.E., International Association for Soaps, Detergents and Maintenance Products	02/19		Corn Refiners Association	11/18
AECOC	06/19		European Recycling Industries' Confederation (EuRIC)	03/19
AGMPM (Association of the Greek Manufacturers of Packaging & Materials)	10/18		Flexible Packaging Europe	10/18
ANIPAC	10/18		Food & Consumer Products of Canada	06/19
APLM - Portuguese Marine Litter Association	10/18		FoodDrinkEurope	10/18
Asociación Chilena para el Fomento de la Economía del Bien Común - (EBC)	08/19		International Solid Waste Association - ISWA	10/18
Asociación Nacional de la Industria Química A.C. (ANIQ)	02/19		Plastics Recyclers Europe	10/18
China Plastic Recycling Association of China Resource Recycling Association	02/19		Reusable Packaging Association	10/18
China Plastics Reuse and Recycling Association	10/18		Smart Waste Portugal - Business Development Network	10/18
Cleaning and Hygiene Suppliers Association	02/19		Solid Waste Association of North America	10/18
			Sustainable Business Network	10/18
			Svensk Plastindustriförening (SPIF)	10/18
			The Association of Plastic Recyclers	10/18
			The Consumer Goods Forum	10/18

NGO or campaigning organisation			
Name	Joining date		Joining date
Adrian Dominican Sisters, Portfolio Advisory Board	10/18		Life Cycle Initiative
As You Sow	10/18		London Waste and Recycling Board
Business in the Community	10/18		MERA - The Association for Sustainable Manufacturing
C40 Cities Climate Leadership Group	10/18		Monterey Bay Aquarium
Californians Against Waste	10/18		National Recycling Coalition
Calouste Gulbenkian Foundation	10/18		Oceanographic Institute, Prince Albert I of Monaco
CEFLEX	10/18		Foundation
CEMPRE Colombia - Compromiso Empresarial para el Reciclaje	06/19		One Water
Circular Economy Japan	02/19		Openbare Vlaamse Afval Maatschappij OVAM
Circular Economy Leadership Coalition	10/18		Plant Based Products Council
Circular Sweden	10/18		Plastic Collective
Círculo Verde	02/19		Plastic Odyssey
Coast Impact Fund	02/19		Prince Albert II of Monaco Foundation
Congregation of St. Joseph	10/18		Rediscovery Centre
Daughters of Charity, Province of St. Louise	10/18		rePurpose Global
Earthwatch Institute	10/18		SAMBITO
ECOCE	10/18		Shanghai Rendu Ocean NPO Development Center
Elemental Impact	10/18		Sistema B International
Enviro Pride	02/19		Sostenibilidad 3Rs&Es
EPRO European Plastics Recycling and Recovery Organisation	10/18		Taiwan Circular Economy Network (循環台灣基金會)
Exchange 4 Change Brasil	11/18		The Club of Rome
Footprints Africa	02/19		The Eric and Wendy Schmidt Fund for Strategic Innovation
			The Global Environment Facility

Foundation Recysol	02/19		The Grameen Creative Lab	10/18
Fundacion Latinoamérica Verde	03/19		The Green Earth	10/18
GreenBiz Group Inc.	10/18		The Ocean Race	09/19
GreenBlue and the Sustainable Packaging Coalition (SPC)	10/18		The Recycling Partnership	10/18
GRID-Arendal	10/18		Think Beyond Plastic	02/19
Indonesian Waste Platform	10/18		Water Unite	10/18
International Union for Conservation of Nature (IUCN)	10/18		World Economic Forum	10/18
iWrc	10/18		WRAP	10/18
JAVA MOUNTAIN COFFEE	11/18		World Wide Fund for Nature (WWF)	02/19
Keep Scotland Beautiful	02/19		π^3 =Plastic Pollution Prevention	
KEEP SWEDEN TIDY	10/18			

Other			
Name	Joining date		Joining date
Avespa	10/18		Noble Environmental Technologies Europe BV
bioMASON, Inc.	10/18		Okena Serviços Ambientais
CBPAK Tecnologia S/A	10/18		Open Systems Lab
Commonsense	03/19		Plant Chicago
Dignity Health	10/18		Plastics Forming Enterprises, LLC
Dragon Rouge Limited	10/18		Provenance
ECOGESTUS, Waste Management Ltd	10/18		RES Group
Ecosurety	02/19		SIRQLR
Excess Materials Exchange	10/18		Sky Group
Granta Design	10/18		Skyroom London Ltd
Kagad Kach Patra Kashtakari Panchayat	10/18		The Renewal Workshop
Loop Circular Economy Platform Ltd	10/18		Topolytics
Mobike	10/18		WPP
Mundane Matters Pty Ltd	02/19		ZigZag Global
National Geographic Partners, LLC	03/19		